



GT3 REVIVAL LE MANS CLASSIC LEGEND 2026 RACE 2

Sector Analysis

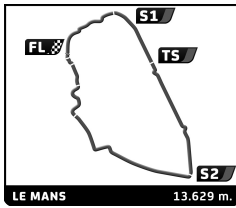
Lap under Red Flag											Invalidated Lap	Personal Best	Session Best	B Crossing the pit lane	
Lap	D	Time	Sector 1	Sector 2	Sector 3	T. Spd	Elapsed	Lap	D	Time	Sector 1	Sector 2	Sector 3	T. Spd	Elapsed
1	Audi R8 LMS Ultra														
	1. Jean-Lou RIHON 2. Nick PADMORE														
1	1	4:25.917	48.590	1:36.722	2:00.605	266.5	4:25.917	4	1	4:01.274	37.950	1:32.299	1:51.025	264.6	16:46.625
3	Audi R8 LMS														
	1. Nicolas DOQUIN 2. Hugues RIPERT														
1	1	4:43.189	55.177	1:41.097	2:06.915	265.8	4:43.189	5	1	4:01.313	37.938	1:32.036	1:51.339	272.5	20:47.938
5	Porsche 997 GT3R														
	1. Nathan LUCKEY 2. David HARRISON														
1	1	4:21.372	46.748	1:35.473	1:59.151	291.4	4:21.372	6	1	4:09.771 B	38.356	1:32.472	1:58.943	260.1	24:57.709
10	Ferrari 458 GT3 Evo														
	1. Benjamin RICCI														
1	1	4:08.896	42.896	1:33.104	1:52.896	284.5	4:08.896	7	1	5:50.892	2:25.948	1:33.594	1:51.350	268.5	30:48.601
14	Porsche 997 GT3R														
	1. Jean LEGRAS														
1	1	4:38.576	48.250	1:39.494	2:10.832	265.8	4:38.576	8	1	4:01.717	38.328	1:32.093	1:51.296	269.8	34:50.318
15	Corvette Callaway Z06R														
	1. Danny HENREY														
1	1	4:26.314	49.846	1:36.412	2:00.056		4:26.314	9	1	4:03.341	38.427	1:32.058	1:52.856	261.4	38:53.659
16	Aston Martin V12 Vantage GT3														
	1. Dr Afschin FATEMI														
1	1	4:20.172	46.428	1:35.357	1:58.387	280.2	4:20.172	10	1	4:29.019	1:05.332	1:32.402	1:51.285	268.5	43:22.678
007	Aston Martin V12 Vantage GT3														
	1. Jonathan MITCHELL														
1	1	4:07.439	42.288	1:32.650	1:52.501	289.0	4:07.439	11	1	4:02.575	38.491	1:32.234	1:51.850	265.8	47:25.253



GT3 REVIVAL LE MANS CLASSIC LEGEND 2026 RACE 2

Sector Analysis

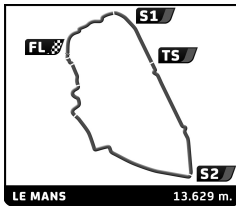
Lap under Red Flag											Invalidated Lap					Personal Best	Session Best	B Crossing the pit lane
Lap	D	Time	Sector 1	Sector 2	Sector 3	T. Spd	Elapsed	Lap	D	Time	Sector 1	Sector 2	Sector 3	T. Spd	Elapsed			
18 Corvette Callaway Z06R																		
1. Alfred MOSER AM1																		
2. Toni SEILER																		
1	1	4:08.779	39.525	1:33.327	1:55.927	289.0	31:29.882	4	1	4:21.406	42.507	1:36.765	2:02.134	286.0	19:11.480			
8	1	4:09.236	39.796	1:33.998	1:55.442	288.3	35:39.118	5	1	4:23.766	42.954	1:37.432	2:03.380	284.5	23:35.246			
9	1	4:07.996	39.441	1:33.571	1:54.984	289.0	39:47.114	6	1	4:36.659 B	42.644	1:36.942	2:17.073	285.3	28:11.905			
10	1	4:32.595	1:03.133	1:33.201	1:56.261	289.0	44:19.709	7	2	5:58.224	2:25.293	1:35.583	1:57.348	285.3	34:10.129			
11	1	4:09.985	40.086	1:34.224	1:55.675	289.0	48:29.694	8	2	4:11.446	40.899	1:34.991	1:55.556	286.8	38:21.575			
12	1	4:08.912	39.621	1:33.732	1:55.559	288.3	52:38.606	9	2	4:18.237	45.198	1:36.060	1:56.979	285.3	42:39.812			
10	2	4:11.576	40.123	1:34.934	1:56.519	286.0	46:51.388	11	2	4:17.852	39.443	1:38.506	1:59.903	202.0	51:09.240			
11	2	4:17.852	39.443	1:38.506	1:59.903	202.0	51:09.240	12	2	4:15.722	41.794	1:36.481	1:57.447	286.0	55:24.962			
12	2	4:15.722	41.794	1:36.481	1:57.447	286.0	55:24.962											
27 Porsche 997 GT3R																		
1. Anne Sophie NOURRY AM2																		
2. Michel NOURRY																		
1	1	4:37.490	55.843	1:37.916	2:03.731	288.3	4:37.490	1	1	4:37.490	55.843	1:37.916	2:03.731	288.3	4:37.490			
2	1	4:21.424	42.075	1:38.157	2:01.192	243.3	8:58.914	2	1	4:21.424	42.075	1:38.157	2:01.192	243.3	8:58.914			
3	1	4:47.321	1:09.082	1:36.791	2:01.448	285.3	13:46.235	3	1	4:47.321	1:09.082	1:36.791	2:01.448	285.3	13:46.235			
4	1	4:17.565	41.322	1:36.192	2:00.051	289.8	18:03.800	4	1	4:17.565	41.322	1:36.192	2:00.051	289.8	18:03.800			
5	1	5:06.916 B	41.597	1:35.636	2:49.683	290.6	23:10.716	5	1	5:06.916 B	41.597	1:35.636	2:49.683	290.6	23:10.716			
6	1	6:14.220	2:34.808	1:36.650	2:02.762	288.3	29:24.936	6	1	6:14.220	2:34.808	1:36.650	2:02.762	288.3	29:24.936			
7	1	4:20.164	41.251	1:36.944	2:01.969	291.4	33:45.100	7	1	4:20.164	41.251	1:36.944	2:01.969	291.4	33:45.100			
8	1	4:22.165 B	41.087	1:37.010	2:04.068	289.0	38:07.265	8	1	4:22.165 B	41.087	1:37.010	2:04.068	289.0	38:07.265			
9	1	5:23.894	1:11.685	1:37.627	2:34.582	271.8	43:31.159	9	1	5:23.894	1:11.685	1:37.627	2:34.582	271.8	43:31.159			
10	1	4:31.396	45.123	1:37.734	2:08.539	283.8	48:02.555	10	1	4:31.396	45.123	1:37.734	2:08.539	283.8	48:02.555			
11	1	4:27.029	42.121	1:42.213	2:02.695		52:29.584	11	1	4:27.029	42.121	1:42.213	2:02.695		52:29.584			
45 BMW Z4 GT3																		
1. Marcus VON OEYNSHAUSI PRO-AM2																		
2. Christophe VON OEYNSHAUSI																		
1	1	4:34.791	54.051	1:37.657	2:03.083	271.8	4:34.791	1	1	4:34.791	54.051	1:37.657	2:03.083	271.8	4:34.791			
2	1	4:24.748	43.773	1:38.151	2:02.824	273.1	8:59.539	2	1	4:24.748	43.773	1:38.151	2:02.824	273.1	8:59.539			
3	1	4:45.715	1:08.664	1:37.122	1:59.929	278.7	13:45.254	3	1	4:45.715	1:08.664	1:37.122	1:59.929	278.7	13:45.254			
4	1	4:14.748	40.455	1:36.092	1:58.201	278.7	18:00.002	4	1	4:14.748	40.455	1:36.092	1:58.201	278.7	18:00.002			
5	1	4:28.388 B	42.403	1:35.894	2:10.091	278.7	22:28.390	5	1	4:28.388 B	42.403	1:35.894	2:10.091	278.7	22:28.390			
6	2	5:51.824	2:21.419	1:34.751	1:55.654	275.2	28:20.214	6	2	5:51.824	2:21.419	1:34.751	1:55.654	275.2	28:20.214			
7	2	4:07.048	38.959	1:34.279	1:53.810	278.0	32:27.262	7	2	4:07.048	38.959	1:34.279	1:53.810	278.0	32:27.262			
8	2	4:07.098	38.845	1:33.967	1:54.286	275.2	36:34.360	8	2	4:07.098	38.845	1:33.967	1:54.286	275.2	36:34.360			
9	2	4:08.756	38.469	1:34.919	1:55.368	277.3	40:43.116	9	2	4:08.756	38.469	1:34.919	1:55.368	277.3	40:43.116			
10	2	5:06.596 B	1:05.961	1:33.663	2:26.972	279.4	45:49.712	10	2	5:06.596 B	1:05.961	1:33.663	2:26.972	279.4	45:49.712			
50 Mercedes-Benz SLS AMG GT3																		
1. Christian PHILIPPON AM2																		
2. Franck LABESCAT																		
1	1	4:38.860	55.900	1:38.812	2:04.148	263.9	4:38.860	1	1	4:38.860	55.900	1:38.812	2:04.148	263.9	4:38.860			
2	1	4:22.664	43.742	1:36.288	2:02.634	261.4	9:01.524	2	1	4:22.664	43.742	1:36.288	2:02.634	261.4	9:01.524			
3	1	4:46.926	1:10.532	1:35.110	2:01.284	274.5	13:48.450	3	1	4:46.926	1:10.532	1:35.110	2:01.284	274.5	13:48.450			
4	1	4:12.455	41.527	1:34.512	1:56.416	270.4	18:00.905	4	1	4:12.455	41.527	1:34.512	1:56.416	270.4	18:00.905			
5	1	4:26.622 B	41.135	1:34.838	2:10.649	298.5	22:27.527	5	1	4:26.622 B	41.135	1:34.838	2:10.649	298.5	22:27.527			
6	1	6:18.317	2:40.578	1:36.108	2:01.631	278.7	28:45.844	6	1	6:18.317	2:40.578	1:36.108	2:01.631	278.7	28:45.844			
7	1	4:18.354	41.570	1:36.484	2:00.300	285.3	33:04.198	7	1	4:18.354	41.570	1:36.484	2:00.300	285.3	33:04.198			
8	1	4:18.504	41.966	1:36.523	2:00.015	272.5	37:22.702	8	1	4:18.504	41.966	1:36.523	2:00.015	272.5	37:22.702			
9	1	4:20.686	41.453	1:36.130	2:03.103	291.4	41:43.388	9	1	4:20.686	41.453	1:36.130	2:03.103	291.4	41:43.388			
10	1	4:37.419	1:03.054	1:35.773	1:58.592	280.2	46:20.807	10	1	4:37.419	1:03.054	1:35.773	1:58.592	280.2	46:20.807			
11	1	4:16.307	40.842	1:35.794	1:59.671	294.5	50:37.114	11	1	4:16.307	40.842	1:35.794	1:59.671	294.5	50:37.114			
12	1	4:14.725	40.896	1:35.775	1:58.054	287.5	54:51.839	12	1	4:14.725	40.896	1:35.775	1:58.054	287.5	54:51.839			
20 Ford GT Matech																		
1. Eric DEBARD AM1																		
2. Philippe GIAUQUE																		
1	1	4:12.826	43.355	1:33.924	1:55.547	292.9	4:12.826											
2	1	4:09.183	40.011	1:33.642	1:55.530	296.1	8:22.009											
3	1	4:34.350	1:05.931	1:33.673	1:54.746	296.9	12:56.359											
4	1	4:08.595	39.408	1:33.400	1:55.787	295.3	17:04.954											
5	1	4:06.820	39.077	1:33.229	1:54.514	295.3	21:11.774											
6	1	4:19.446 B	39.897	1:33.335	2:06.214	295.3	25:31.220											
7	2	5:57.975	2:26.632	1:34.643	1:56.700	294.5	31:29.195											
8	2	4:12.604	40.025	1:34.968	1:57.611	295.3	35:41.799											
9	2	4:07.926	39.601	1:32.409	1:55.916	296.9	39:49.725											
10	2	4:31.821	1:03.024	1:32.773	1:56.024	296.9	44:21.546											
11	2	4:10.134	40.143	1:33.989	1:56.002	289.8	48:31.680											
12	2	4:09.302	40.360	1:32.914	1:56.028	296.9	52:40.982											
21 Audi R8 LMS Ultra																		
1. Pierre-Olivier CALENDINI AM2																		
2. Guillaume MAILLARD																		
1	2	4:37.365	51.932	1:40.050	2:05.383	267.1	4:37.365											
2	2	4:29.413	43.530	1:40.021	2:05.862	252.3	9:06.778											
3	2	4:49.359	1:07.861	1:38.659	2:02.839	267.1	13:56.137											
4	2	4:24.097	42.596	1:37.494	2:04.007	280.2	18:20.234											
5	2	4:40.896 B	42.255	1:39.235	2:19.406	274.5	23:01.130											
6	1	8:17.351	4:12.007	1:47.708	2:17.636	267.8	31:18.481											
7	1	4:44.232	45.673	1:45.014	2:13.545	273.8	36:02.713											
8	1	4:45.025	45.319	1:44.267	2:15.439	278.7	40:47.738											
9	1	5:06.649	1:11.158	1:44.052	2:11.439	275.2	45:54.387											
10	1	4:48.320	45.175	1:50.683	2:12.462	191.0	50:42.707											
11	1	4:38.797	46.144	1:43.849	2:08.804	275.9	55:21.504											
25 Audi R8 LMS Ultra																		
1. Daniel DESBRUERES AM2																		
2. Philippe GACHE																		
1	1	5:33.791	51.312	1:38.058	3:04.421	292.9	5:33.791											
2	1	4:33.739	45.468	1:38.343	2:09.928	283.8	10:07.530											
3	1	4:42.544	59.136	1:37.694	2:05.714	283.8	14:50.074											



GT3 REVIVAL LE MANS CLASSIC LEGEND 2026 RACE 2

Sector Analysis

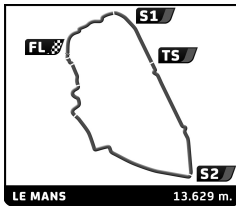
Lap under Red Flag							Invalidated Lap		Personal Best		Session Best		B Crossing the pit lane		
Lap	D	Time	Sector 1	Sector 2	Sector 3	T. Spd	Elapsed	Lap	D	Time	Sector 1	Sector 2	Sector 3	T. Spd	Elapsed
52 Ferrari 458 GT3 EVO 1. Stephan JOEBSTL 2. Will NUTHALL							PRO-AM2								
1	1	4:33.050	53.601	1:36.562	2:02.887	286.0	4:33.050	1	1	4:39.757	56.767	1:39.041	2:03.949	245.5	4:39.757
2	1	4:24.778	44.680	1:37.847	2:02.251	281.6	8:57.828	2	1	4:22.387	43.507	1:36.102	2:02.778	258.3	9:02.144
3	1	4:41.152	1:05.960	1:35.511	1:59.681	280.9	13:38.980	3	1	4:47.042	1:10.614	1:35.827	2:00.601	273.8	13:49.186
4	1	4:12.802	40.884	1:34.973	1:56.945	283.8	17:51.782	4	1	4:18.729	42.639	1:36.613	1:59.477	287.5	18:07.915
5	1	4:22.919	B 41.181	1:35.338	2:06.400		22:14.701	5	1	4:26.038	B 41.469	1:35.638	2:08.931	275.2	22:33.953
6	2	5:47.537	2:18.492	1:33.678	1:55.367	281.6	28:02.238	6	1	5:59.694	2:23.278	1:35.731	2:00.685	290.6	28:33.647
7	2	4:05.691	39.660	1:33.021	1:53.010	284.5	32:07.929	7	1	4:15.259	40.956	1:35.146	1:59.157	292.1	32:48.906
8	2	4:06.581	40.288	1:33.567	1:52.726		36:14.510	8	1	4:17.693	41.324	1:35.854	2:00.515	271.1	37:06.599
9	2	4:08.106	39.277	1:32.797	1:56.032		40:22.616	9	1	4:16.032	41.033	1:34.978	2:00.021	283.8	41:22.631
10	2	4:34.188	1:07.737	1:33.221	1:53.230		44:56.804	10	1	4:42.608	1:04.428	1:35.752	2:02.428	292.9	46:05.239
11	2	4:06.022	39.166	1:33.142	1:53.714		49:02.826	11	1	4:18.716	40.897	1:37.249	2:00.570	278.0	50:23.955
12	2	4:08.725	39.082	1:34.702	1:54.941		53:11.551	12	1	4:14.047	40.702	1:34.922	1:58.423	290.6	54:38.002
58 Audi R8 LMS Ultra 1. Geoff ISRINGHAUSEN							AM2								
1	1	4:30.899	49.645	1:38.323	2:02.931	268.5	4:30.899	1	1	4:27.415	50.717	1:36.204	2:00.494		4:27.415
2	1	4:24.550	45.590	1:36.839	2:02.121	278.7	8:55.449	2	1	4:23.877	43.596	1:38.898	2:01.383		8:51.292
3	1	4:38.356	58.616	1:38.523	2:01.217	266.5	13:33.805	3	1	4:39.763	1:02.525	1:37.886	1:59.352		13:31.055
4	1	4:17.456	41.468	1:36.177	1:59.811	283.8	17:51.261	4	1	4:14.082	40.443	1:35.981	1:57.658		17:45.137
5	1	4:17.872	41.381	1:37.125	1:59.366	275.2	22:09.133	5	1	4:22.349	B 41.092	1:36.295	2:04.962		22:07.486
6	1	4:18.470	41.529	1:36.498	2:00.443	282.3	26:27.603	6	1	5:54.150	2:21.990	1:33.847	1:58.313		28:01.636
7	1	4:26.365	B 42.481	1:36.582	2:07.302	280.9	30:53.968	7	1	4:09.549	39.838	1:34.102	1:55.609		32:11.185
8	1	6:00.208	2:24.247	1:36.157	1:59.804	283.8	36:54.176	8	1	4:39.121	B 39.599	1:34.939	2:24.583		36:50.306
9	1	7:40.630	4:02.633	1:37.635	2:00.362	274.5	44:34.806								
10	1	4:22.937	42.444	1:37.174	2:03.319	284.5	48:57.743								
11	1	4:22.237	42.084	1:38.771	2:01.382	283.1	53:19.980								
62 Aston Martin V12 Vantage GT3 1. Franz WUNDERLICH 2. Pascal HUTEAU							AM2								
1	1	4:26.731	53.015	1:36.004	1:57.712	289.0	4:26.731								
2	1	4:10.753	40.576	1:33.587	1:56.590	288.3	8:37.484								
3	1	7:03.073	B 1:05.913	1:36.399	4:20.761	289.0	15:40.557								
65 Mercedes-Benz SLS AMG GT3 1. Heiko NEUMANN							AM2								
1	1	4:06.540	42.024	1:32.450	1:52.066	296.1	4:06.540								
2	1	4:06.690	38.105	1:32.628	1:55.957	295.3	8:13.230								
3	1	4:28.592	1:04.170	1:32.441	1:51.981	296.1	12:41.822								
4	1	4:02.955	38.728	1:32.347	1:51.880	296.1	16:44.777								
5	1	4:02.575	38.634	1:31.993	1:51.948	296.9	20:47.352								
6	1	4:04.505	38.571	1:32.218	1:53.716	296.9	24:51.857								
7	1	4:11.393	B 38.817	1:31.887	2:00.689	297.7	29:03.250								
8	1	5:50.531	2:26.777	1:31.687	1:52.067	299.3	34:53.781								
9	1	4:02.566	38.546	1:31.519	1:52.501	300.2	38:56.347								
10	1	4:28.957	1:05.630	1:31.531	1:51.796	300.2	43:25.304								
11	1	4:01.399	38.583	1:31.160	1:51.656	301.0	47:26.703								
12	1	4:01.011	38.492	1:31.112	1:51.407	301.8	51:27.714								
76 Porsche 997 GT3R 1. Michel ETTOUATI							AM2								
77 McLaren MP4-12C 1. Andrew JAMIESON 2. Matthew HOLME							AM2								
1	1	4:27.415	50.717	1:36.204	2:00.494		4:27.415								
2	1	4:23.877	43.596	1:38.898	2:01.383		8:51.292								
3	1	4:39.763	1:02.525	1:37.886	1:59.352		13:31.055								
4	1	4:14.082	40.443	1:35.981	1:57.658		17:45.137								
5	1	4:22.349	B 41.092	1:36.295	2:04.962		22:07.486								
6	1	5:54.150	2:21.990	1:33.847	1:58.313		28:01.636								
7	1	4:09.549	39.838	1:34.102	1:55.609		32:11.185								
8	1	4:39.121	B 39.599	1:34.939	2:24.583		36:50.306								
78 Lamborghini Gallardo LP560 FL2 1. Adam BALON							AM2								
1	1	4:15.525	44.228	1:35.511	1:55.786	282.3	4:15.525								
2	1	4:13.921	40.124	1:35.753	1:58.044	276.6	8:29.446								
3	1	4:40.382	1:04.005	1:37.140	1:59.237	280.9	13:09.828								
4	1	4:16.103	41.225	1:36.901	1:57.977	280.9	17:25.931								
79 BMW Z4 GT3 1. Peter MOULSDALE							AM2								
1	1	4:13.437	43.651	1:35.258	1:54.528	277.3	4:13.437								
2	1	4:09.237	39.730	1:34.444	1:55.063	277.3	8:22.674								
3	1	4:34.900	1:06.590	1:34.255	1:54.055	277.3	12:57.574								
4	1	4:09.193	39.893	1:34.686	1:54.614	278.0	17:06.767								
5	1	4:13.884	B 39.052	1:34.110	2:00.722	278.7	21:20.651								
6	1	5:46.682	2:16.874	1:34.583	1:55.225	277.3	27:07.333								
7	1	4:08.212	39.229	1:34.126	1:54.857	278.0	31:15.545								
8	1	4:09.502	39.826	1:33.998	1:55.678	278.7	35:25.047								
9	1	4:09.304	39.606	1:34.037	1:55.661	278.0	39:34.351								
10	1	4:32.668	1:04.309	1:34.362	1:53.997	278.0	44:07.019								
11	1	4:09.988	39.830	1:34.630	1:55.528	278.0	48:17.007								
12	1	4:09.172	39.173	1:33.837	1:56.162	276.6	52:26.179								
80 Porsche 997 GT3R 1. José GARCIA 2. Timmo H. MOL							AM2								
1	1	4:49.890	57.291	1:42.608	2:09.991	286.8	4:49.890								
2	1	4:38.179	46.678	1:40.836	2:10.665	230.5	9:28.069								
3	1	5:01.426	1:07.239	1:40.623	2:13.564	269.8	14:29.495								
4	1	4:41.156	46.905	1:40.743	2:13.508		19:10.651								
5	1	4:53.177	B 46.895	1:40.972	2:25.310	267.1	24:03.828								



GT3 REVIVAL LE MANS CLASSIC LEGEND 2026 RACE 2

Sector Analysis

Lap under Red Flag							Invalidated Lap		Personal Best		Session Best		B Crossing the pit lane		
Lap	D	Time	Sector 1	Sector 2	Sector 3	T. Spd	Elapsed	Lap	D	Time	Sector 1	Sector 2	Sector 3	T. Spd	Elapsed
87 Ferrari 458 GT3 Evo 1. Jerome POLICAND 2. Jean-Luc BEAUBELIQUE							PRO-AM2								
1	1	4:12.821	44.668	1:33.634	1:54.519	284.5	4:12.821								
2	1	4:06.376	38.741	1:32.829	1:54.806	285.3	8:19.197								
3	1	4:33.162	1:07.606	1:33.358	1:52.198	285.3	12:52.359								
4	1	4:03.064	38.402	1:32.806	1:51.856	284.5	16:55.423								
5	1	4:03.655	38.711	1:32.655	1:52.289	285.3	20:59.078								
6	1	4:04.304	38.653	1:32.497	1:53.154	284.5	25:03.382								
7	1	4:14.175	39.414	1:32.902	2:01.859	285.3	29:17.557								
8	2	6:07.202	2:34.616	1:35.447	1:57.139	283.8	35:24.759								
9	2	4:13.739	41.041	1:34.072	1:58.626	285.3	39:38.498								
10	2	4:42.740	1:08.353	1:35.070	1:59.317	282.3	44:21.238								
11	2	4:12.131	40.068	1:35.195	1:56.868	283.8	48:33.369								
12	2	4:10.314	39.770	1:33.974	1:56.570	284.5	52:43.683								
90 Lamborghini Gallardo LP600 1. Marcus ANDERSON							AM2								
1	1	4:42.866	57.843	1:41.572	2:03.451		4:42.866								
2	1	4:25.843	46.488	1:37.704	2:01.651		9:08.709								
3	1	4:50.340	1:11.036	1:38.150	2:01.154		13:59.049								
4	1	4:15.638	40.805	1:36.954	1:57.879		18:14.687								
5	1	4:17.057	41.143	1:36.000	1:59.914		22:31.744								
6	1	4:28.018	41.071	1:36.660	2:10.287		26:59.762								
7	1	5:52.778	2:16.392	1:36.582	1:59.804		32:52.540								
8	1	4:38.116	1:03.445	1:37.364	1:57.307		37:30.656								
9	1	4:16.723	40.729	1:36.541	1:59.453		41:47.379								
10	1	4:37.393	1:02.561	1:36.120	1:58.712		46:24.772								
11	1	4:15.350	40.826	1:36.091	1:58.433		50:40.122								
12	1	4:21.367	42.262	1:37.354	2:01.751		55:01.489								
94 Aston Martin V12 Vantage GT3 1. Janos SANTA							AM2								
1	1	4:39.255	55.472	1:39.633	2:04.150	258.9	4:39.255								
2	1	4:20.974	41.978	1:37.049	2:01.947	283.1	9:00.229								
3	1	4:46.625	1:09.562	1:36.167	2:00.896	289.0	13:46.854								
4	1	4:17.619	41.130	1:36.731	1:59.758	282.3	18:04.473								
5	1	4:17.479	41.395	1:36.303	1:59.781	286.8	22:21.952								
6	1	4:26.791	40.761	1:36.003	2:10.027	289.8	26:48.743								
7	1	6:03.052	2:28.220	1:36.425	1:58.407	286.8	32:51.795								
8	1	4:17.282	41.592	1:36.311	1:59.379	283.8	37:09.077								
9	1	4:15.969	40.962	1:35.658	1:59.349	286.8	41:25.046								
10	1	4:40.860	1:05.297	1:35.710	1:59.853	283.8	46:05.906								
11	1	4:19.117	40.863	1:39.224	1:59.030	282.3	50:25.023								
12	1	4:17.949	40.789	1:36.696	2:00.464	283.8	54:42.972								
97 Porsche 997 GT3R 1. Scott O'DONNELL							AM2								
1	1	4:21.746	47.203	1:35.707	1:58.836	291.4	4:21.746								
2	1	4:15.477	40.725	1:36.330	1:58.422	288.3	8:37.223								
3	1	4:37.546	1:04.201	1:35.184	1:58.161	295.3	13:14.769								
4	1	4:13.441	41.439	1:35.242	1:56.760	294.5	17:28.210								
5	1	4:14.566	41.243	1:35.177	1:58.146	294.5	21:42.776								
6	1	4:29.093	41.138	1:36.748	2:11.207	289.8	26:11.869								
7	1	5:55.968	2:22.935	1:35.127	1:57.906	291.4	32:07.837								
8	1	4:14.800	41.812	1:35.398	1:57.590	288.3	36:22.637								
9	1	4:17.279	40.738	1:35.450	2:01.091	292.9	40:39.916								
10	1	4:38.197	1:04.068	1:35.528	1:58.601	293.7	45:18.113								
11	1	4:18.523	40.771	1:39.196	1:58.556	274.5	49:36.636								
12	1	4:14.468	40.905	1:35.833	1:57.730	279.4	53:51.104								
123 Corvette Callaway Z06R 1. André WIGET 2. Martin WACHTER							AM1								
1	1	4:47.491	53.871	1:45.042	2:08.578		4:47.491								
2	1	4:38.639	47.172	1:42.105	2:09.362		9:26.130								
3	1	4:58.610	1:07.558	1:39.870	2:11.182		14:24.740								
4	1	4:33.962	45.773	1:39.656	2:08.533		18:58.702								
5	1	4:46.164	45.054	1:39.304	2:21.806		23:44.866								
6	2	7:28.239	3:36.849	1:41.047	2:10.343		31:13.105								
7	2	4:33.404	43.934	1:40.346	2:09.124		35:46.509								
8	2	4:33.509	43.976	1:40.067	2:09.466		40:20.018								
9	2	4:52.960	1:00.709	1:42.058	2:10.193		45:12.978								
10	2	4:37.204	44.071	1:43.227	2:09.906		49:50.182								
11	2	4:34.889	44.065	1:42.438	2:08.386		54:25.071								
556 Ferrari 458 Italia GTD 1. Pierre-Alain FRANCE 2. Erwin FRANCE							INV								
1	1	4:34.161	52.535	1:38.120	2:03.506	276.6	4:34.161								
2	1	4:32.008	43.977	1:44.305	2:03.726	254.7	9:06.169								
3	1	4:46.010	1:07.959	1:36.815	2:01.236	265.8	13:52.179								
4	1	4:18.853	41.863	1:36.902	2:00.088	269.1	18:11.032								
5	1	4:18.700	41.779	1:36.722	2:00.199	274.5	22:29.732								
6	1	4:28.876	42.053	1:36.604	2:10.219	272.5	26:58.608								
7	1	6:01.472	2:26.724	1:36.192	1:58.556	275.2	33:00.080								
8	1	4:17.083	42.663	1:36.101	1:58.319	271.8	37:17.163								
9	1	4:20.928	41.602	1:36.091	2:03.235	280.9	41:38.091								
10	1	4:43.554	1:07.188	1:36.416	1:59.950	280.2	46:21.645								
11	1	4:16.345	41.368	1:35.384	1:59.593	283.1	50:37.990								
12	1	4:34.805	55.107	1:39.821	1:59.877	278.7	55:12.795								
911 Porsche 997 GT3R 1. Christian KUHN							AM2								
1	1	4:42.199	54.941	1:40.597	2:06.661	288.3	4:42.199								
2	1	4:32.786	46.744	1:40.303	2:05.739	237.5	9:14.985								
3	1	4:47.790	1:06.628	1:37.819	2:03.343	283.1	14:02.775								
4	1	4:29.565	44.523	1:40.614	2:04.428	283.1	18:32.340								
5	1	4:37.295	44.988	1:38.628	2:13.679	280.9	23:09.635								
6	1	6:10.760	2:28.646	1:38.480	2:03.634	286.8	29:20.395								



GT3 REVIVAL LE MANS CLASSIC LEGEND 2026 RACE 2

Sector Analysis

Lap under Red Flag Invalidated Lap Personal Best Session Best B Crossing the pit lane

Lap	D	Time	Sector 1	Sector 2	Sector 3	T. Spd	Elapsed	Lap	D	Time	Sector 1	Sector 2	Sector 3	T. Spd	Elapsed
7	1	4:25.920	44.037	1:37.541	2:04.342	287.5	33:46.315								
8	1	4:22.944	42.536	1:37.701	2:02.707	283.1	38:09.259								
9	1	4:35.000	47.389	1:39.635	2:07.976	250.6	42:44.259								

997

Porsche 997 GT3R
1.Lee MAXTED-PAGE

AM2

1	1	4:19.659	45.859	1:35.493	1:58.307	289.0	4:19.659
2	1	4:15.581	41.424	1:36.533	1:57.624	258.9	8:35.240
3	1	4:34.409	1:01.699	1:34.279	1:58.431	296.1	13:09.649
4	1	4:12.622	41.091	1:35.332	1:56.199	293.7	17:22.271
5	1	4:22.851 B	41.137	1:35.083	2:06.631	292.1	21:45.122
6	1	5:52.433	2:16.415	1:34.774	2:01.244	290.6	27:37.555
7	1	4:14.017	41.877	1:34.542	1:57.598	293.7	31:51.572
8	1	4:12.558	40.665	1:34.681	1:57.212	292.9	36:04.130
9	1	4:16.386	41.420	1:34.588	2:00.378	287.5	40:20.516
10	1	4:45.210	1:10.620	1:34.304	2:00.286	296.1	45:05.726
11	1	4:20.241	41.208	1:37.426	2:01.607	272.5	49:25.967
12	1	4:20.056	41.958	1:37.465	2:00.633	251.8	53:46.023