

GT3 REVIVAL LE MANS CLASSIC LEGEND 2026 RACE 1

Sector Analysis

Lap under Red Flag Invalidated Lap Personal Best Session Best Crossing the pit lane

Lap	D	Time	Sector 1	Sector 2	Sector 3	T. Spd	Elapsed	Lap	D	Time	Sector 1	Sector 2	Sector 3	T. Spd	Elapsed
1		Audi R8 LMS Ultra				AM2									
		1. Jean-Lou RIHON													
		2. Nick PADMORE													
1	2	4:18.179	46.898	1:35.661	1:55.620	277.3	4:18.179	8	1	4:22.966	42.545	1:38.157	2:02.264	271.8	38:07.528
2	2	4:06.319	40.032	1:33.019	1:53.268	280.9	8:24.498	9	1	4:26.656	42.189	1:39.590	2:04.877	263.9	42:34.184
3	2	4:06.028	39.813	1:32.810	1:53.405	289.0	12:30.526	10	1	4:30.349	42.718	1:41.509	2:06.122	264.6	47:04.533
4	2	4:05.530	39.219	1:32.837	1:53.474	291.4	16:36.056	11	1	4:25.198	42.018	1:39.858	2:03.322	266.5	51:29.731
5	2	4:02.982	38.673	1:31.898	1:52.411	291.4	20:39.038								
6	2	4:26.958	38.922	1:32.398	2:15.638	291.4	25:05.996								
7	1	6:17.755	2:34.424	1:39.137	2:04.194	254.7	31:23.751								
8	1	4:18.217	42.104	1:36.260	1:59.853	271.1	35:41.968								
9	1	4:17.670	40.965	1:38.137	1:58.568	231.5	39:59.638								
10	1	4:16.536	41.419	1:36.068	1:59.049	280.9	44:16.174								
11	1	4:17.610	41.085	1:35.909	2:00.616	282.3	48:33.784								
12	1	4:14.674	40.894	1:35.994	1:57.786	283.1	52:48.458								
007		Aston Martin V12 Vantage GT3				AM2									
		1. Jonathan MITCHELL													
1	1	4:08.768	40.286	1:34.492	1:53.990	263.3	4:08.768								
2	1	4:02.763	38.309	1:32.650	1:51.804	261.4	8:11.531								
3	1	4:02.220	38.184	1:32.743	1:51.293	265.2	12:13.751								
4	1	4:00.173	38.204	1:31.363	1:50.606	284.5	16:13.924								
5	1	4:00.098	37.746	1:31.637	1:50.715	286.8	20:14.022								
6	1	4:06.423	37.789	1:31.015	1:57.619	283.8	24:20.445								
7	1	5:57.759	2:33.957	1:33.322	1:50.480	269.1	30:18.204								
8	1	3:58.951	37.735	1:31.466	1:49.750	276.6	34:17.155								
9	1	4:08.891	37.863	1:31.491	1:59.537	278.7	38:26.046								
10	1	4:03.563	39.007	1:31.960	1:52.596	268.5	42:29.609								
11	1	4:00.349	37.707	1:32.080	1:50.562	273.8	46:29.958								
12	1	4:36.861	41.065	1:50.180	2:05.616	231.0	51:06.819								
008		Lamborghini Gallardo LP600				AM2									
		1. Craig WILKINS													
1	1	5:18.199	58.655	1:54.290	2:25.254	189.7	5:18.199								
10		Ferrari 458 GT3 Evo				AM2									
		1. Benjamin RICCI													
1	1	4:12.058	44.228	1:35.410	1:52.420	284.5	4:12.058								
2	1	4:01.379	38.746	1:31.689	1:50.944	286.0	8:13.437								
3	1	4:01.169	37.994	1:31.776	1:51.399	283.8	12:14.606								
4	1	4:01.457	37.967	1:31.619	1:51.871	278.7	16:16.063								
5	1	4:01.094	38.652	1:31.368	1:51.074	284.5	20:17.157								
6	1	4:00.906	38.133	1:31.314	1:51.459	284.5	24:18.063								
7	1	4:07.451	38.373	1:31.780	1:57.298	280.9	28:25.514								
8	1	5:44.305	2:20.651	1:32.444	1:51.210	280.9	34:09.819								
9	1	4:01.757	38.684	1:31.839	1:51.234	283.1	38:11.576								
10	1	4:03.011	39.353	1:31.567	1:52.091	283.8	42:14.587								
11	1	4:03.334	39.226	1:32.327	1:51.781	274.5	46:17.921								
12	1	4:06.852	38.844	1:32.540	1:55.468	271.1	50:24.773								
14		Porsche 997 GT3R				AM2									
		1. Jean LEGRAS													
1	1	4:50.062	55.432	1:44.408	2:10.222	231.0	4:50.062								
2	1	4:32.688	45.511	1:40.222	2:06.955	242.3	9:22.750								
3	1	4:27.729	43.883	1:39.727	2:04.119	257.1	13:50.479								
4	1	4:23.860	42.758	1:38.249	2:02.853	265.2	18:14.339								
5	1	4:23.814	42.230	1:37.608	2:03.976	259.5	22:38.153								
6	1	4:31.039	43.761	1:37.335	2:09.943	273.1	27:09.192								
7	1	6:07.759	2:30.302	1:37.662	1:59.795	267.1	33:16.951								
8	1	4:17.868	42.426	1:36.380	1:59.062	278.7	37:34.819								
9	1	4:15.541	40.511	1:36.441	1:58.589	271.1	41:50.360								
10	1	4:20.207	42.187	1:37.599	2:00.421	288.3	46:10.567								
11	1	4:13.833	40.941	1:35.922	1:56.970	289.0	50:24.400								
12	1	4:16.349	41.086	1:36.602	1:58.661	271.8	54:40.749								
3		Audi R8 LMS				AM2									
		1. Nicolas DOQUIN													
		2. Hugues RIPERT													
1	2	4:52.275	56.307	1:45.563	2:10.405	225.7	4:52.275								
2	2	4:36.842	46.004	1:40.592	2:10.246	229.1	9:29.117								
3	2	4:29.268	44.951	1:38.199	2:06.118	285.3	13:58.385								
4	2	4:28.915	43.912	1:38.781	2:06.222	267.1	18:27.300								
5	2	4:47.128	43.605	1:41.073	2:22.450	225.3	23:14.428								
6	1	8:23.101	3:59.639	2:03.784	2:19.678	131.8	31:37.529								
7	1	5:01.851	47.114	1:46.098	2:28.639	248.9	36:39.380								
8	1	8:06.387	4:23.035	1:38.925	2:04.427	274.5	44:45.767								
9	1	4:22.481	42.197	1:36.070	2:04.214	287.5	49:08.248								
10	1	4:22.027	42.624	1:37.238	2:02.165	256.5	53:30.275								
5		Porsche 997 GT3R				AM2									
		1. Nathan LUCKEY													
		2. David HARRISON													
1	2	4:24.904	48.984	1:37.547	1:58.373	275.2	4:24.904								
2	2	4:12.598	40.651	1:34.465	1:57.482	292.9	8:37.502								
3	2	4:10.712	41.034	1:34.176	1:55.502	286.8	12:48.214								
4	2	4:09.154	40.561	1:33.186	1:55.407	292.9	16:57.368								
5	2	4:11.351	41.185	1:33.564	1:56.602	279.4	21:08.719								
6	2	4:18.649	40.282	1:34.586	2:03.781	291.4	25:27.368								
7	1	6:23.593	2:48.246	1:35.829	1:59.518	290.6	31:50.961								
8	1	4:17.999	41.439	1:37.590	1:58.970	291.4	36:08.960								
9	1	4:12.737	40.920	1:34.091	1:57.726	292.1	40:21.697								
10	1	4:17.896	41.074	1:35.025	2:01.797	291.4	44:39.593								
11	1	4:11.581	40.471	1:33.730	1:57.380	292.1	48:51.174								
12	1	4:12.814	40.496	1:34.241	1:58.077	291.4	53:03.988								
6		Aston Martin DBRS9				AM1									
		1. Stéphane RATEL													
		2. Robert HISSOM													
1	2	4:50.516	55.875	1:44.779	2:09.862	223.4	4:50.516								
2	2	4:36.588	45.461	1:41.312	2:09.815	221.2	9:27.104								
3	2	4:26.530	43.371	1:39.377	2:03.782	258.3	13:53.634								
4	2	4:27.418	42.761	1:39.109	2:05.548	260.8	18:21.052								
5	2	4:41.088	43.264	1:40.945	2:16.879	236.0	23:02.140								
6	1	6:14.882	2:31.725	1:39.198	2:03.959	273.1	29:17.022								
7	1	4:27.540	41.873	1:39.770	2:05.897	269.8	33:44.562								

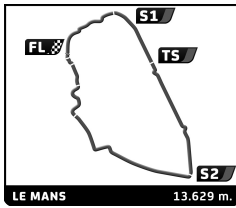


GT3 REVIVAL LE MANS CLASSIC LEGEND 2026 RACE 1

Sector Analysis

Lap under Red Flag							Invalidated Lap		Personal Best		Session Best		B Crossing the pit lane		
Lap	D	Time	Sector 1	Sector 2	Sector 3	T. Spd	Elapsed	Lap	D	Time	Sector 1	Sector 2	Sector 3	T. Spd	Elapsed
15 Corvette Callaway Z06R 1. Danny HENREY AM1							10	1	4:08.679	39.477	1:33.405	1:55.797	297.7	43:43.493	
							11	1	4:09.069	40.535	1:33.985	1:54.549	292.9	47:52.562	
							12	1	4:05.642	39.125	1:33.153	1:53.364	296.9	51:58.204	
1	1	7:21.285	50.148	4:31.579	1:59.558	265.2	7:21.285								
2	1	4:14.029	40.904	1:35.481	1:57.644		11:35.314								
3	1	4:11.618	39.541	1:35.268	1:56.809		15:46.932								
4	1	4:11.248	40.088	1:34.205	1:56.955		19:58.180								
5	1	4:24.502 B	40.197	1:33.619	2:10.686	279.4	24:22.682								
6	1	7:08.997	3:25.820	1:38.891	2:04.286	251.8	31:31.679								
7	1	4:13.029	39.778	1:34.341	1:58.910	274.5	35:44.708								
8	1	4:10.186	39.430	1:35.105	1:55.651	265.8	39:54.894								
9	1	4:12.085	41.403	1:34.558	1:56.124	279.4	44:06.979								
10	1	4:12.955	40.135	1:34.127	1:58.693	275.9	48:19.934								
11	1	4:10.462	40.500	1:33.986	1:55.976	282.3	52:30.396								
16 Aston Martin V12 Vantage GT3 1. Dr Afschin FATEMI AM2															
1	1	4:25.883	49.813	1:36.934	1:59.136	284.5	4:25.883								
2	1	4:14.108	40.973	1:35.880	1:57.255	288.3	8:39.991								
3	1	4:09.548	40.221	1:33.827	1:55.500	289.0	12:49.539								
4	1	4:43.917	40.458	1:33.071	2:30.388	287.5	17:33.456								
5	1	4:19.631 B	43.436	1:34.271	2:01.924	288.3	21:53.087								
6	1	6:11.468	2:40.501	1:34.861	1:56.106	287.5	28:04.555								
7	1	4:09.744	40.086	1:33.204	1:56.454	288.3	32:14.299								
8	1	4:08.995	40.196	1:33.187	1:55.612	289.0	36:23.294								
9	1	4:09.420	40.322	1:33.398	1:55.700	288.3	40:32.714								
10	1	4:09.483	39.402	1:32.901	1:57.180	288.3	44:42.197								
11	1	4:11.345	43.068	1:33.745	1:54.532	289.0	48:53.542								
12	1	4:08.098	39.517	1:33.529	1:55.052	288.3	53:01.640								
18 Corvette Callaway Z06R 1. Alfred MOSER 2. Toni SEILER AM1															
1	2	5:03.393	1:00.171	1:47.014	2:16.208	209.3	5:03.393								
2	2	4:51.794	49.108	1:45.394	2:17.292	240.7	9:55.187								
3	2	4:45.026	46.346	1:43.400	2:15.280	224.8	14:40.213								
4	2	4:44.323	45.852	1:43.733	2:14.738	233.5	19:24.536								
5	2	4:58.202 B	46.385	1:42.781	2:29.036	242.3	24:22.738								
6	2	7:54.180	4:16.670	1:37.517	1:59.993	268.5	32:16.918								
7	2	4:16.515	41.252	1:36.286	1:58.977	282.3	36:33.433								
8	2	4:15.112	41.357	1:35.711	1:58.044	267.1	40:48.545								
9	2	9:52.203 B	40.883	3:25.694	5:45.626	120.2	50:40.748								
20 Ford GT Matech 1. Eric DEBARD 2. Philippe GIAUQUE AM1															
1	2	4:17.559	45.336	1:35.421	1:56.802	269.1	4:17.559								
2	2	4:06.671	39.637	1:32.605	1:54.429	296.9	8:24.230								
3	2	4:06.061	39.682	1:32.241	1:54.138	296.9	12:30.291								
4	2	4:05.574	39.077	1:32.689	1:53.808	292.1	16:35.865								
5	2	4:02.729	38.384	1:31.941	1:52.404	296.1	20:38.594								
6	2	4:23.871 B	39.053	1:31.748	2:13.070	297.7	25:02.465								
7	1	6:11.443	2:38.135	1:36.104	1:57.204	296.1	31:13.908								
8	1	4:11.470	39.844	1:34.216	1:57.410	296.1	35:25.378								
9	1	4:09.436	39.292	1:34.060	1:56.084	296.9	39:34.814								
21 Audi R8 LMS Ultra 1. Pierre-Olivier CALENDINI 2. Guillaume MAILLARD AM2							10	1	4:08.679	39.477	1:33.405	1:55.797	297.7	43:43.493	
							11	1	4:09.069	40.535	1:33.985	1:54.549	292.9	47:52.562	
							12	1	4:05.642	39.125	1:33.153	1:53.364	296.9	51:58.204	
1	1	4:49.220	53.281	1:45.184	2:10.755	265.8	4:49.220								
2	1	4:39.110	44.522	1:42.365	2:12.223	278.7	9:28.330								
3	1	4:37.293	45.288	1:41.843	2:10.162	275.9	14:05.623								
4	1	4:38.894	43.809	1:41.114	2:13.971	279.4	18:44.517								
5	1	4:40.992 B	43.565	1:41.450	2:15.977	278.0	23:25.509								
6	2	7:22.603	3:31.346	1:43.163	2:08.094	273.8	30:48.112								
7	2	4:24.267	42.273	1:38.602	2:03.392	271.8	35:12.379								
8	2	4:24.395	42.350	1:38.569	2:03.476	278.0	39:36.774								
9	2	4:20.737	41.050	1:36.758	2:02.929	280.2	43:57.511								
10	2	5:01.987 B	43.171	1:38.047	2:40.769	279.4	48:59.498								
24 Lamborghini Gallardo LP600 1. Keith FRIESER AM2															
1	1	4:32.719	52.142	1:39.338	2:01.239	257.1	4:32.719								
2	1	4:21.180	42.151	1:37.914	2:01.115	280.9	8:53.899								
3	1	4:20.098	41.774	1:37.718	2:00.606	278.7	13:13.997								
4	1	4:17.451	41.393	1:36.084	1:59.974	281.6	17:31.448								
5	1	4:15.120	41.379	1:35.548	1:58.193	282.3	21:46.568								
6	1	4:20.515 B	40.552	1:35.118	2:04.845	281.6	26:07.083								
7	1	6:11.318 B	2:30.059	1:35.917	2:05.342	282.3	32:18.401								
8	1	5:20.314	1:46.371	1:36.258	1:57.685	283.1	37:38.715								
9	1	4:11.938	40.203	1:34.018	1:57.717	282.3	41:50.653								
10	1	4:09.920	39.740	1:33.907	1:56.273	282.3	46:00.573								
11	1	4:13.011	40.546	1:34.242	1:58.223	283.1	50:13.584								
12	1	4:10.880	39.876	1:34.059	1:56.945	282.3	54:24.464								
25 Audi R8 LMS Ultra 1. Daniel DESBRUERES 2. Philippe GACHE AM2															
1	2	4:17.979	46.111	1:35.849	1:56.019	267.8	4:17.979								
2	2	4:08.674	39.967	1:34.026	1:54.681	290.6	8:26.653								
3	2	4:07.690	39.431	1:33.877	1:54.382	291.4	12:34.343								
4	2	4:07.471	39.576	1:33.500	1:54.395	289.0	16:41.814								
5	2	4:06.770	38.864	1:33.878	1:54.028	288.3	20:48.584								
6	2	4:21.424 B	38.663	1:33.612	2:09.149	286.8	25:10.008								
7	2	7:12.346	3:27.854	1:39.323	2:05.169	288.3	32:22.354								
8	2	4:26.469	43.326	1:37.701	2:05.442	286.8	36:48.823								
9	2	4:25.222	42.806	1:37.401	2:05.015	286.8	41:14.045								
10	2	4:29.114	43.123	1:39.269	2:06.722	271.1	45:43.159								
11	2	4:31.396	45.277	1:38.237	2:07.882	281.6	50:14.555								
12	2	4:25.407	42.622	1:38.198	2:04.587	286.8	54:39.962								
30 BMW Z4 GT3 1. Pierre HIRSCHI AM2															
1	1	4:27.671	51.222	1:38.751	1:57.698	272.5	4:27.671								
2	1	4:15.283	40.944	1:36.278	1:58.061	289.8	8:42.954								
3	1	4:14.190	39.693	1:36.033	1:58.464	289.8	12:57.144								
4	1	4:18.905	40.119	1:36.061	2:02.725	286.0	17:16.049								

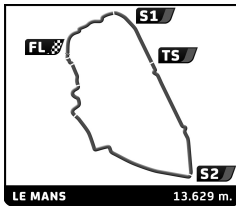




GT3 REVIVAL LE MANS CLASSIC LEGEND 2026 RACE 1

Sector Analysis

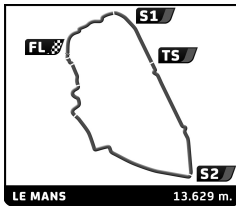
Lap under Red Flag											Invalidated Lap	Personal Best	Session Best	B Crossing the pit lane	
Lap	D	Time	Sector 1	Sector 2	Sector 3	T. Spd	Elapsed	Lap	D	Time	Sector 1	Sector 2	Sector 3	T. Spd	Elapsed
45 BMW Z4 GT3															
1. Marcus VON OEYNHAUSI PRO-AM2															
2. Christophe VON OEYNHA															
1	2	4:20.978	47.334	1:36.639	1:57.005	277.3	4:20.978								
2	2	4:09.523	40.416	1:34.849	1:54.258	278.7	8:30.501								
3	2	4:08.998	39.284	1:35.660	1:54.054	273.1	12:39.499								
4	2	4:06.919	38.975	1:34.896	1:53.048	273.8	16:46.418								
5	2	4:19.236	38.771	1:33.238	2:07.227	271.8	21:05.654								
6	2	4:14.332	42.104	1:35.489	1:56.739	278.7	25:19.986								
47 Audi R8 LMS Ultra															
1. Mark COLE PRO-AM2															
2. Alvaro PARENTE															
1	2	4:07.639	41.094	1:33.415	1:53.130	265.8	4:07.639								
2	2	4:03.239	38.469	1:32.635	1:52.135	287.5	8:10.878								
3	2	4:01.769	38.440	1:32.321	1:51.008	292.1	12:12.647								
4	2	4:00.434	38.083	1:31.498	1:50.853	291.4	16:13.081								
5	2	4:00.412	38.080	1:31.653	1:50.679	291.4	20:13.493								
6	2	3:59.156	37.756	1:31.267	1:50.133	291.4	24:12.649								
7	2	4:10.886	38.465	1:31.613	2:00.808	291.4	28:23.535								
52 Ferrari 458 GT3 EVO															
1. Stephan JOEBSTL PRO-AM2															
2. Will NUTHALL															
1	2	4:13.977	44.561	1:35.557	1:53.859	286.8	4:13.977								
2	2	4:03.343	39.061	1:32.575	1:51.707	287.5	8:17.320								
3	2	4:02.187	38.423	1:31.702	1:52.062	290.6	12:19.507								
4	2	4:01.932	39.142	1:31.974	1:50.816	278.7	16:21.439								
5	2	4:00.325	38.444	1:31.519	1:50.362	283.8	20:21.764								
6	2	4:21.642	38.158	1:31.422	2:12.062	284.5	24:43.406								
58 Audi R8 LMS Ultra															
1. Geoff ISRINGHAUSEN AM2															
1	1	4:39.056	54.055	1:40.328	2:04.673	252.9	4:39.056								
2	1	4:26.033	43.649	1:38.280	2:04.104	269.8	9:05.089								
3	1	4:22.224	42.689	1:37.206	2:02.329	281.6	13:27.313								
4	1	4:21.109	42.276	1:36.543	2:02.290	280.9	17:48.422								
5	1	4:20.220	42.115	1:36.982	2:01.123	279.4	22:08.642								
6	1	4:33.448	42.347	1:36.868	2:14.233	271.1	26:42.090								
7	1	6:09.132	2:30.932	1:37.390	2:00.810	283.8	32:51.222								
8	1	4:19.395	42.721	1:36.378	2:00.296	281.6	37:10.617								
9	1	4:17.045	41.656	1:35.649	1:59.740	284.5	41:27.662								
10	1	4:17.556	41.262	1:36.244	2:00.050	280.2	45:45.218								
11	1	4:20.509	42.294	1:36.426	2:01.789	283.1	50:05.727								
12	1	4:17.133	41.211	1:36.581	1:59.341	283.8	54:22.860								
62 Aston Martin V12 Vantage GT3															
1. Franz WUNDERLICH AM2															
2. Pascal HUTEAU															
1	2	6:28.110	46.909	3:18.597	2:22.604	276.6	6:28.110								
65 Mercedes-Benz SLS AMG GT3															
1. Heiko NEUMANN AM2															
1	1	4:07.115	39.786	1:34.030	1:53.299	292.1	4:07.115								
2	1	4:03.074	38.556	1:32.525	1:51.993	295.3	8:10.189								
3	1	4:01.928	38.272	1:32.531	1:51.125	288.3	12:12.117								
4	1	3:59.843	37.885	1:31.259	1:50.699	296.9	16:11.960								
5	1	3:59.875	38.094	1:31.093	1:50.688	297.7	20:11.835								
6	1	3:59.887	37.931	1:31.154	1:50.802	298.5	24:11.722								
7	1	4:28.695	38.217	1:31.151	2:19.327	298.5	28:40.417								
8	1	6:05.863	2:39.594	1:34.758	1:51.511	291.4	34:46.280								
9	1	3:59.982	38.171	1:31.372	1:50.439	296.1	38:46.262								
10	1	3:59.938	38.118	1:31.153	1:50.667	296.9	42:46.200								
11	1	4:01.579	37.898	1:32.507	1:51.174	300.2	46:47.779								
12	1	4:03.477	38.062	1:33.648	1:51.767	297.7	50:51.256								
76 Porsche 997 GT3R															
1. Michel ETTOUATI AM2															
1	1	6:13.037	50.832	2:55.906	2:26.299	281.6	6:13.037								
77 McLaren MP4-12C															
1. Andrew JAMIESON AM2															
2. Matthew HOLME															
1	2	4:22.065	47.741	1:36.887	1:57.437	276.6	4:22.065								
2	2	4:07.891	39.909	1:33.893	1:54.089	275.2	8:29.956								
3	2	4:09.043	39.070	1:36.074	1:53.899	278.0	12:38.999								
4	2	4:06.520	39.239	1:34.787	1:52.494	274.5	16:45.519								
5	2	4:04.692	39.066	1:32.932	1:52.694	278.0	20:50.211								
6	2	4:17.532	39.545	1:33.858	2:04.129	278.7	25:07.743								
7	1	6:12.527	2:39.025	1:35.773	1:57.729	267.8	31:20.270								
8	1	4:10.059	40.091	1:33.817	1:56.151	278.7	35:30.329								
9	1	4:10.697	39.886	1:34.070	1:56.741	281.6	39:41.026								
10	1	4:40.000	39.832	1:42.686	2:17.482	276.6	44:21.026								
78 Lamborghini Gallardo LP560 FL2															
1. Adam BALON AM2															
1	1	4:23.919	48.783	1:36.478	1:58.658	281.6	4:23.919								
2	1	4:13.311	40.635	1:34.602	1:58.074	281.6	8:37.230								
3	1	4:10.680	40.340	1:34.852	1:55.488	280.9	12:47.910								
4	1	4:08.691	39.882	1:33.356	1:55.453	280.2	16:56.601								
5	1	4:16.787	41.128	1:33.722	2:01.937	280.2	21:13.388								
6	1	5:51.664	2:21.740	1:34.363	1:55.561	277.3	27:05.052								
7	1	4:17.729	41.913	1:36.124	1:59.692	280.2	31:22.781								
8	1	4:11.413	39.712	1:33.927	1:57.774	283.1	35:34.194								
9	1	4:10.365	40.213	1:34.028	1:56.124	282.3	39:44.559								
10	1	4:13.493	40.375	1:34.637	1:58.481	281.6	43:58.052								
11	1	4:11.448	40.605	1:34.282	1:56.561	279.4	48:09.500								
12	1	4:10.753	40.293	1:34.731	1:55.729	279.4	52:20.253								
79 BMW Z4 GT3															
1. Peter MOULSDALE AM2															
1	1	4:24.491	49.245	1:36.813	1:58.433	277.3	4:24.491								
2	1	4:11.940	40.298	1:34.907	1:56.735	278.7	8:36.431								
3	1	4:09.567	40.027	1:34.275	1:55.265	278.7	12:45.998								



GT3 REVIVAL LE MANS CLASSIC LEGEND 2026 RACE 1

Sector Analysis

Lap under Red Flag											Invalidated Lap	Personal Best	Session Best	B Crossing the pit lane	
Lap	D	Time	Sector 1	Sector 2	Sector 3	T. Spd	Elapsed	Lap	D	Time	Sector 1	Sector 2	Sector 3	T. Spd	Elapsed
80 Porsche 997 GT3R 1. José GARCIA AM2 2. Timmo H. MOL															
1	2	4:53.254	58.331	1:44.275	2:10.648	243.3	4:53.254								
2	2	4:36.564	46.348	1:40.250	2:09.966	269.8	9:29.818								
3	2	4:29.398	44.862	1:39.106	2:05.430	277.3	13:59.216								
4	2	4:30.352	44.206	1:38.487	2:07.659	256.5	18:29.568								
5	2	4:36.658 B	43.726	1:38.319	2:14.613	251.8	23:06.226								
6	1	6:48.665	2:56.346	1:39.945	2:12.374	221.6	29:54.891								
7	1	5:16.542	1:20.796	1:43.508	2:12.238	214.2	35:11.433								
8	1	4:40.402	47.448	1:41.322	2:11.632	248.3	39:51.835								
9	1	4:36.434	46.394	1:39.961	2:10.079	276.6	44:28.269								
10	1	4:35.580	45.889	1:38.825	2:10.866	265.8	49:03.849								
11	1	4:38.125	47.562	1:39.924	2:10.639	239.1	53:41.974								
87 Ferrari 458 GT3 Evo 1. Jerome POLICAND PRO-AM2 2. Jean-Luc BEAUBELIQUE															
1	2	4:21.945	43.969	1:38.212	1:59.764	284.5	4:21.945								
2	2	4:15.022	40.855	1:36.020	1:58.147	285.3	8:36.967								
3	2	4:10.704	40.321	1:34.802	1:55.581	284.5	12:47.671								
4	2	4:08.722	39.717	1:33.348	1:55.657	285.3	16:56.393								
5	2	4:21.148 B	42.626	1:34.617	2:03.905	284.5	21:17.541								
6	1	5:50.917	2:23.391	1:33.632	1:53.894	284.5	27:08.458								
7	1	4:12.895	40.456	1:35.006	1:57.433	280.2	31:21.353								
8	1	4:09.886	40.107	1:33.633	1:56.146	284.5	35:31.239								
9	1	4:05.612	39.181	1:32.767	1:53.664	285.3	39:36.851								
10	1	4:03.311	38.713	1:32.587	1:52.011	285.3	43:40.162								
11	1	4:01.279	38.293	1:31.953	1:51.033	285.3	47:41.441								
12	1	4:00.491	37.969	1:31.696	1:50.826	284.5	51:41.932								
91 Porsche 997 GT3R 1. Duncan MACKELLAR PRO-AM2 2. Phil QUAIFE															
1	2	4:07.974	40.693	1:33.403	1:53.878	278.0	4:07.974								
2	2	4:02.441	38.336	1:33.048	1:51.057	258.9	8:10.415								
3	2	4:30.917 B	38.314	1:33.654	2:18.949	289.0	12:41.332								
92 Ferrari 458 GT3 Evo 1. Joe MACARI PRO-AM2 2. Dario FRANCHITTI															
1	2	4:10.120	42.266	1:33.795	1:54.059	284.5	4:10.120								
2	2	4:05.388	39.048	1:32.990	1:53.350	283.8	8:15.508								
3	2	4:03.735	38.694	1:32.702	1:52.339	284.5	12:19.243								
4	2	4:04.177	39.828	1:32.391	1:51.958	284.5	16:23.420								
5	2	4:02.066	38.594	1:32.210	1:51.262	284.5	20:25.486								
6	2	4:11.905 B	38.540	1:32.161	2:01.204	285.3	24:37.391								
94 Aston Martin V12 Vantage GT3 1. Janos SANTA AM2															
1	1	4:26.352	50.511	1:37.728	1:58.113	273.1	4:26.352								
2	1	4:14.669	41.182	1:35.738	1:57.749	273.1	8:41.021								
3	1	5:10.026 B	40.189	1:51.383	2:38.454	280.9	13:51.047								
97 Porsche 997 GT3R 1. Scott O'DONNELL AM2															
1	1	4:33.220	52.200	1:40.824	2:00.196	263.3	4:33.220								
2	1	4:14.323	42.025	1:35.678	1:56.620	281.6	8:47.543								
3	1	4:11.061	40.747	1:34.940	1:55.374	295.3	12:58.604								
4	1	4:17.701	40.845	1:34.578	2:02.278	296.1	17:16.305								
5	1	4:14.448	41.184	1:35.588	1:57.676	295.3	21:30.753								
6	1	4:24.552 B	42.330	1:35.581	2:06.641	292.1	25:55.305								
7	1	6:03.354	2:31.369	1:34.963	1:57.022	291.4	31:58.659								
8	1	4:11.055	40.423	1:34.456	1:56.176	296.9	36:09.714								
9	1	4:12.613	41.013	1:34.167	1:57.433	296.9	40:22.327								
10	1	4:17.564	40.846	1:35.319	2:01.399	271.1	44:39.891								
11	1	4:12.092	41.083	1:34.061	1:56.948	296.9	48:51.983								
12	1	4:12.585	40.591	1:35.236	1:56.758	265.8	53:04.568								
123 Corvette Callaway Z06R 1. André WIGET AM1 2. Martin WACHTER															
1	2	4:51.473	57.886	1:43.482	2:10.105	227.6	4:51.473								
2	2	4:37.158	46.017	1:40.640	2:10.501	219.8	9:28.631								
3	2	4:29.023	44.090	1:39.029	2:05.904	279.4	13:57.654								
4	2	4:27.529	44.005	1:37.572	2:05.952	269.1	18:25.183								
5	2	4:39.035 B	44.641	1:38.330	2:16.064	256.5	23:04.218								
6	2	6:49.218	3:00.739	1:39.474	2:09.005	259.5	29:53.436								
7	2	5:44.001	1:54.330	1:39.849	2:09.822	237.0	35:37.437								
8	2	4:31.125	43.952	1:40.746	2:06.427	235.5	40:08.562								
9	2	4:31.029	43.308	1:42.297	2:05.424	243.9	44:39.591								
10	2	4:29.259	44.723	1:37.679	2:06.857	257.1	49:08.850								
11	2	4:29.093	43.403	1:40.117	2:05.573	238.0	53:37.943								
556 Ferrari 458 Italia GTD 1. Pierre-Alain FRANCE INV 2. Erwin FRANCE															
1	2	4:16.178	45.632	1:35.618	1:54.928	277.3	4:16.178								
2	2	4:06.321	39.732	1:33.053	1:53.536	284.5	8:22.499								
3	2	4:06.864	40.087	1:33.071	1:53.706	284.5	12:29.363								
4	2	6:38.647 B	39.371	1:32.953	4:26.323	284.5	19:08.010								
5	2	6:54.773 B	3:03.573	1:40.395	2:10.805	262.0	26:02.783								
6	2	5:55.117	2:24.677	1:34.568	1:55.872	284.5	31:57.900								
7	2	4:10.066	39.759	1:33.956	1:56.351	283.8	36:07.966								
8	2	4:07.941	39.484	1:33.200	1:55.257	284.5	40:15.907								
9	2	4:12.547	40.104	1:36.312	1:56.131	284.5	44:28.454								
10	2	4:08.573	39.788	1:33.804	1:54.981	283.8	48:37.027								
11	2	4:12.154	39.858	1:34.857	1:57.439	284.5	52:49.181								
911 Porsche 997 GT3R 1. Christian KUHN AM2															



GT3 REVIVAL LE MANS CLASSIC LEGEND 2026 RACE 1

Sector Analysis

Lap under Red Flag Invalidated Lap Personal Best Session Best B Crossing the pit lane

Lap	D	Time	Sector 1	Sector 2	Sector 3	T. Spd	Elapsed	Lap	D	Time	Sector 1	Sector 2	Sector 3	T. Spd	Elapsed
1	1	4:43.302	56.863	1:40.645	2:05.794	255.3	4:43.302								
2	1	4:28.954	44.705	1:39.207	2:05.042	286.0	9:12.256								
3	1	4:26.886	43.750	1:38.675	2:04.461	286.0	13:39.142								
4	1	4:29.727	44.009	1:40.016	2:05.702	283.1	18:08.869								
5	1	4:28.744	44.808	1:38.313	2:05.623	282.3	22:37.613								
6	1	4:35.887 B	45.995	1:39.571	2:10.321	288.3	27:13.500								
7	1	6:28.628	2:44.912	1:39.439	2:04.277	281.6	33:42.128								
8	1	4:27.825	44.426	1:39.644	2:03.755	287.5	38:09.953								
9	1	4:25.541	44.855	1:38.683	2:02.003	273.8	42:35.494								
10	1	4:26.093	42.608	1:40.064	2:03.421	277.3	47:01.587								
11	1	4:23.795	42.901	1:38.264	2:02.630	280.2	51:25.382								

997

Porsche 997 GT3R
1.Lee MAXTED-PAGE

AM2

1	1	4:23.500	48.414	1:36.653	1:58.433	276.6	4:23.500
2	1	4:12.194	40.754	1:33.937	1:57.503	295.3	8:35.694
3	1	4:10.972	40.499	1:33.899	1:56.574	291.4	12:46.666
4	1	4:08.934	39.790	1:33.146	1:55.998	293.7	16:55.600
5	1	4:11.520	40.232	1:34.585	1:56.703	293.7	21:07.120
6	1	4:19.608 B	41.151	1:33.857	2:04.600	293.7	25:26.728
7	1	5:54.363	2:21.996	1:34.973	1:57.394	294.5	31:21.091
8	1	4:12.407	40.179	1:33.513	1:58.715	282.3	35:33.498
9	1	4:10.698	40.283	1:33.261	1:57.154	292.1	39:44.196
10	1	4:12.536	40.524	1:33.282	1:58.730	291.4	43:56.732
11	1	4:12.557	40.992	1:34.580	1:56.985	292.1	48:09.289
12	1	4:10.698	40.232	1:34.057	1:56.409	291.4	52:19.987