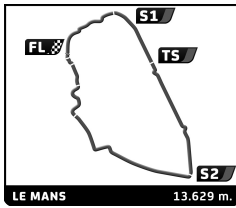




PLATEAU 6 - GRID 6 LE MANS CLASSIC LEGEND 2026 RACE 1

Sector Analysis

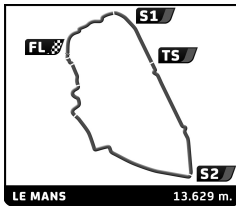
Lap under Red Flag											Invalidated Lap	Personal Best	Session Best	B Crossing the pit lane	
Lap	D	Time	Sector 1	Sector 2	Sector 3	T. Spd	Elapsed	Lap	D	Time	Sector 1	Sector 2	Sector 3	T. Spd	Elapsed
2	2	4:33.668	43.788	1:43.950	2:05.930	267.8	9:20.992	3	1	5:02.400	50.515	1:47.220	2:24.665	271.8	14:54.544
3	2	4:40.754	45.189	1:44.547	2:11.018	267.1	14:01.746	4	1	5:25.986 B	1:08.636	1:51.210	2:26.140	259.5	20:20.530
4	2	5:02.517	1:08.762	1:45.184	2:08.571	264.6	19:04.263	5	2	6:07.863	2:17.969	1:42.557	2:07.337	265.2	26:28.393
5	2	5:01.746	1:07.986	1:44.289	2:09.471	263.9	24:06.009	6	2	4:39.212	45.757	1:44.318	2:09.137	253.5	31:07.605
6	2	4:55.627 B	56.049	1:45.431	2:14.147	246.1	29:01.636	7	2	4:33.886	44.791	1:42.256	2:06.839	264.6	35:41.491
7	1	6:36.425	2:30.278	1:49.637	2:16.510	255.9	35:38.061								
8	1	4:51.155	45.805	1:50.369	2:14.981	254.1	40:29.216								
9	1	4:51.779	45.679	1:49.890	2:16.210	230.0	45:20.995								
10	1	4:51.127	45.479	1:50.090	2:15.558	236.0	50:12.122								
11	1	4:56.408	45.393	1:49.186	2:21.829	255.3	55:08.530								
21	Chevron B26 1974 1. John EMBERSON P-2L 2. Nigel GREENSALL														
1	2	4:49.038	1:04.930	1:41.763	2:02.345	237.0	4:49.038								
2	2	4:17.870	41.187	1:38.543	1:58.140	268.5	9:06.908								
3	2	4:33.063	44.576	1:40.512	2:07.975	252.9	13:39.971								
4	2	4:54.138	1:08.593	1:40.198	2:05.347	258.9	18:34.109								
5	2	4:49.346	1:07.604	1:39.447	2:02.295	265.8	23:23.455								
6	2	4:54.668 B	1:07.073	1:39.768	2:07.827	225.3	28:18.123								
7	1	6:22.171	2:26.043	1:46.502	2:09.626	236.0	34:40.294								
8	1	4:34.308	44.464	1:43.890	2:05.954	234.0	39:14.602								
9	1	4:35.912	43.569	1:46.628	2:05.715	242.3	43:50.514								
10	1	4:42.645	43.500	1:43.266	2:15.879	246.1	48:33.159								
11	1	4:44.085	43.313	1:45.357	2:15.415	198.7	53:17.244								
22	TOJ SC304 1976 1. Richard MILLE P+2L 2. Yves SCEMAMA														
1	2	4:05.482	39.402	1:32.097	1:53.983	306.9	4:05.482								
2	2	4:06.311	39.609	1:32.566	1:54.136	303.5	8:11.793								
3	2	4:27.285	43.991	1:43.920	1:59.374	298.5	12:39.078								
4	2	4:45.998	1:06.597	1:35.561	2:03.840	307.8	17:25.076								
5	2	4:52.103 B	1:10.649	1:35.222	2:06.232	287.5	22:17.179								
6	1	6:27.066 B	2:12.917	1:44.515	2:29.634	240.7	28:44.245								
7	1	8:00.006	4:23.246	1:38.959	1:57.801	247.8	36:44.251								
8	1	4:12.552	40.638	1:33.548	1:58.366	286.8	40:56.803								
9	1	4:16.910	41.132	1:34.270	2:01.508	288.3	45:13.713								
10	1	4:13.394	40.861	1:34.039	1:58.494	293.7	49:27.107								
11	1	4:14.291	40.676	1:33.590	2:00.025	289.8	53:41.398								
24	Osella PA5 1978 1. Roberto TURRIZIANI P-2L														
1	1	4:51.580	54.838	1:45.420	2:11.322	209.7	4:51.580								
2	1	4:43.471	46.579	1:47.827	2:09.065	186.1	9:35.051								
3	1	4:47.018	46.664	1:47.256	2:13.098	215.5	14:22.069								
4	1	5:22.943 B	1:06.000	1:49.729	2:27.214	236.5	19:45.012								
5	1	6:14.189	2:19.368	1:46.113	2:08.708	238.6	25:59.201								
6	1	4:36.287	45.874	1:43.770	2:06.643	250.0	30:35.488								
7	1	4:38.002	44.752	1:45.067	2:08.183	240.7	35:13.490								
25	Porsche 930 Turbo Groupe IV 1976 1. Pascal DUHAMEL GT2 2. Sébastien CRUBILE														
1	1	5:00.761	49.548	1:49.589	2:21.624	257.1	5:00.761								
2	1	4:51.383	47.737	1:47.267	2:16.379	231.0	9:52.144								
26	Ligier JS2 1972 1. Arnaud HAEFFELIN GT2 2. Tom DAUNAT														
1	1	6:23.281 B													6:23.281
2	1	10:11.684													16:34.965
3	1	6:34.526													23:09.491
4	1	6:42.064 B													29:51.555
27	BMW 3.0 CS 1975 1. Hisashi KUNIE GT2 2. Yasuo AKASHIKA 3. Junji TADA														
1	3	5:39.903	1:12.176	1:56.493	2:31.234	208.5	5:39.903								
2	3	5:35.758	56.669	2:05.656	2:33.433	185.5	11:15.661								
3	3	5:28.252	56.580	1:58.689	2:32.983	201.6	16:43.913								
4	3	5:57.089 B	1:18.325	1:58.180	2:40.584	194.8	22:41.002								
5	1	6:50.495	2:23.613	1:54.964	2:31.918	229.5	29:31.497								
6	1	5:54.755 B	51.329	2:00.542	3:02.884	228.6	35:26.252								
28	Porsche 934/5 1977 1. Saif ASSAM GT2 2. Phil KEEN														
1	1	5:16.739	1:07.157	1:50.419	2:19.163	213.8	5:16.739								
2	1	5:00.637	50.717	1:50.965	2:18.955	177.4	10:17.376								
3	1	5:19.088	1:03.112	1:49.801	2:26.175	222.1	15:36.464								
4	1	5:29.607 B	1:14.242	1:47.387	2:27.978	219.4	21:06.071								
5	2	6:14.935	2:28.436	1:41.065	2:05.434	260.1	27:21.006								
6	2	4:29.433	43.241	1:41.043	2:05.149	241.7	31:50.439								
7	2	4:24.795	42.400	1:40.253	2:02.142	260.8	36:15.234								
8	2	4:26.963	42.220	1:40.636	2:04.107	254.7	40:42.197								
9	2	4:32.362	42.578	1:43.927	2:05.857	244.4	45:14.559								
10	2	4:26.458	42.501	1:40.508	2:03.449	254.1	49:41.017								
11	2	4:29.380	41.415	1:39.010	2:08.955	267.8	54:10.397								
29	Porsche 911 Carrera RSR 3.0 1975 1. Grégory DRIOT GT2														
1	1	5:22.385	1:05.858	1:54.995	2:21.532	225.7	5:22.385								
2	1	5:51.357	58.833	2:05.844	2:46.680	189.4	11:13.742								
3	1	6:04.007 B	57.688	2:06.824	2:59.495	194.1	17:17.749								
4	1	12:29.457	7:55.860	2:02.299	2:31.298	217.6	29:47.206								
5	1	5:21.158	51.936	1:59.219	2:30.003	219.8	35:08.364								
6	1	5:15.998	51.211	2:00.191	2:24.596	225.3	40:24.362								
7	1	5:10.034	49.550	1:56.318	2:24.166	224.8	45:34.396								
8	1	5:10.978	49.820	1:57.058	2:24.100	235.5	50:45.374								
9	1	5:10.289	49.306	1:55.913	2:25.070	236.5	55:55.663								
30	Lola T290 1973 1. Peter FISK P-2L 2. Myles POULTON														
1	1	4:56.581	56.096	1:45.592	2:14.893	219.4	4:56.581								
2	1	4:45.364	44.916	1:47.214	2:13.234	211.7	9:41.945								
3	1	4:51.409	47.358	1:50.029	2:14.022	238.0	14:33.354								



PLATEAU 6 - GRID 6 LE MANS CLASSIC LEGEND 2026 RACE 1

Sector Analysis

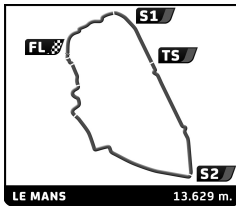
Lap under Red Flag											Invalidated Lap	Personal Best	Session Best	B Crossing the pit lane	
Lap	D	Time	Sector 1	Sector 2	Sector 3	T. Spd	Elapsed	Lap	D	Time	Sector 1	Sector 2	Sector 3	T. Spd	Elapsed
33 Porsche 924 Carrera GTR 1982 1.Nicolaj LINDBERG 2.Mikkel MAC GT2															
4	1	5:06.682	1:07.927	1:46.660	2:12.095	243.9	19:40.036	3	2	5:12.459	50.822	1:53.057	2:28.580	247.2	15:34.130
5	1	5:10.156	1:09.498	1:47.502	2:13.156	243.9	24:50.192	4	2	5:33.674 B	1:14.248	1:52.263	2:27.163	244.4	21:07.804
6	1	5:04.102 B	46.940	1:49.185	2:27.977	240.7	29:54.294	5	3	7:19.922	2:54.822	1:56.298	2:28.802	242.8	28:27.726
7	2	15:55.112	8:57.907	4:31.480	2:25.725	217.6	45:49.406	6	3	5:27.610	1:04.062	2:01.555	2:21.993	248.3	33:55.336
36 Porsche 924 Carrera GTR 1981 1.Paul SINGER GT2															
1	2	4:33.059	47.214	1:40.540	2:05.305	255.3	4:33.059	7	3	4:59.274	49.326	1:52.590	2:17.358	249.5	38:54.610
2	2	4:29.445	43.555	1:40.146	2:05.744	247.2	9:02.504	1	1	4:32.029	45.105	1:40.836	2:06.088	247.2	4:32.029
3	2	5:54.265 B	46.744	1:45.362	3:22.159	232.5	14:56.769	2	1	4:30.238	43.917	1:40.540	2:05.781	246.1	9:02.267
39 Porsche 911 Carrera RSR 3.0 1975 1.Vincent MARTIN GT1															
1	1	5:09.905	59.239	1:51.920	2:18.746	200.5	5:09.905	3	1	4:40.989	46.639	1:43.638	2:10.712	242.3	13:43.256
2	1	4:57.270	47.574	1:49.622	2:20.074	240.7	10:07.175	4	1	5:02.149	1:09.581	1:41.945	2:10.623	248.3	18:45.405
3	1	5:06.303	49.565	1:52.363	2:24.375	213.8	15:13.478	5	1	4:58.361	1:09.238	1:42.565	2:06.558	261.4	23:43.766
4	1	5:23.009	1:09.382	1:50.542	2:23.085	211.7	20:36.487	6	1	5:02.292 B	1:06.816	1:41.751	2:13.725	246.1	28:46.058
5	1	5:19.672	1:09.939	1:50.299	2:19.434	239.1	25:56.159	7	1	6:00.563	2:12.192	1:41.682	2:06.689	251.8	34:46.621
6	1	5:08.978 B	51.078	1:52.579	2:25.321	225.7	31:05.137	8	1	4:31.815	45.489	1:40.508	2:05.818	262.6	39:18.436
7	1	6:39.310	2:30.267	1:50.900	2:18.143	232.5	37:44.447	9	1	4:30.556	44.223	1:41.007	2:05.326	264.6	43:48.992
8	1	5:10.495	49.550	1:49.492	2:31.453	237.0	42:54.942	10	1	4:29.983	43.299	1:39.159	2:07.525	267.8	48:18.975
9	1	4:58.540	47.997	1:50.226	2:20.317	246.1	47:53.482	11	1	4:47.832	43.979	1:40.816	2:23.037	251.2	53:06.807
10	1	5:18.642	47.842	1:52.139	2:38.661	224.4	53:12.124								
40 Lancia Beta Montecarlo Turbo Gr.5 1981 1.Luca BETTI 2.Steve EVANS GT2															
1	1	5:31.195	1:06.535	1:56.361	2:28.299	206.9	5:31.195	1	2	5:08.705	56.844	1:51.300	2:20.561	193.7	5:08.705
2	1	6:11.894	1:13.609	2:14.905	2:43.380	154.5	11:43.089	2	2	4:47.173	45.418	1:47.860	2:13.895	262.6	9:55.878
3	1	5:41.748	56.967	2:02.899	2:41.882	194.4	17:24.837	3	2	4:59.166	48.184	1:49.790	2:21.192	246.1	14:55.044
4	1	5:59.911 B	1:13.930	2:02.185	2:43.796	186.5	23:24.748	4	2	5:17.479	1:07.847	1:52.791	2:16.841	243.3	20:12.523
5	1	8:35.665	4:01.558	2:01.042	2:33.065	206.2	32:00.413	5	2	5:21.254 B	1:07.613	1:50.784	2:22.857	242.8	25:33.777
6	1	5:28.193	53.324	1:59.967	2:34.902	206.9	37:28.606	6	1	7:12.606	2:31.839	2:03.376	2:37.391	192.4	32:46.383
7	1	5:38.038	52.604	2:00.651	2:44.783	189.4	43:06.644	7	1	5:31.323	55.280	2:02.607	2:33.436	194.1	38:17.706
8	1	5:29.771	51.897	2:00.307	2:37.567	199.4	48:36.415	8	1	5:31.222	53.594	2:05.302	2:32.326	204.6	43:48.928
9	1	5:36.517	52.116	2:01.275	2:43.126	201.6	54:12.932	9	1	5:27.745	51.976	2:01.167	2:34.602	205.8	49:16.673
48 Porsche 924 Carrera GTR 1981 1.Pierre-Arnaud de LACHAR3.Benjamin de FORTIS 2.Eric BROUTIN GT2															
1	2	5:12.692	59.829	1:53.002	2:19.861	219.8	5:12.692	10	1	5:34.694	52.381	2:01.952	2:40.361	200.1	54:51.367
2	2	5:08.979	53.417	1:57.106	2:18.456	180.3	10:21.671								
51 Porsche 935 1977 1.Dominique GUENAT GT2															
1	1	4:32.029	45.105	1:40.836	2:06.088	247.2	4:32.029	11	1	4:47.832	43.979	1:40.816	2:23.037	251.2	53:06.807
2	1	4:30.238	43.917	1:40.540	2:05.781	246.1	9:02.267								
3	1	4:40.989	46.639	1:43.638	2:10.712	242.3	13:43.256								
4	1	5:02.149	1:09.581	1:41.945	2:10.623	248.3	18:45.405								
5	1	4:58.361	1:09.238	1:42.565	2:06.558	261.4	23:43.766								
6	1	5:02.292 B	1:06.816	1:41.751	2:13.725	246.1	28:46.058								
7	1	6:00.563	2:12.192	1:41.682	2:06.689	251.8	34:46.621								
8	1	4:31.815	45.489	1:40.508	2:05.818	262.6	39:18.436								
9	1	4:30.556	44.223	1:41.007	2:05.326	264.6	43:48.992								
10	1	4:29.983	43.299	1:39.159	2:07.525	267.8	48:18.975								
11	1	4:47.832	43.979	1:40.816	2:23.037	251.2	53:06.807								
52 Porsche 911 Carrera RSR 3.0 1975 1.Didier BERTHELOT 2.Renaldo DA CUNHA GT1															
1	2	5:08.705	56.844	1:51.300	2:20.561	193.7	5:08.705								
2	2	4:47.173	45.418	1:47.860	2:13.895	262.6	9:55.878								
3	2	4:59.166	48.184	1:49.790	2:21.192	246.1	14:55.044								
4	2	5:17.479	1:07.847	1:52.791	2:16.841	243.3	20:12.523								
5	2	5:21.254 B	1:07.613	1:50.784	2:22.857	242.8	25:33.777								
6	1	7:12.606	2:31.839	2:03.376	2:37.391	192.4	32:46.383								
7	1	5:31.323	55.280	2:02.607	2:33.436	194.1	38:17.706								
8	1	5:31.222	53.594	2:05.302	2:32.326	204.6	43:48.928								
9	1	5:27.745	51.976	2:01.167	2:34.602	205.8	49:16.673								
10	1	5:34.694	52.381	2:01.952	2:40.361	200.1	54:51.367								
59 Porsche 934/5 1981 1.Charly BOURACHOT GT2															
1	1	4:57.891	1:04.664	1:44.169	2:09.058	235.0	4:57.891								
2	1	4:32.726	43.887	1:42.146	2:06.693	230.5	9:30.617								
3	1	4:40.186	45.647	1:42.994	2:11.545	260.8	14:10.803								
4	1	4:59.376	1:09.984	1:42.287	2:07.105	265.8	19:10.179								
5	1	5:00.770 B	1:07.281	1:41.834	2:11.655	275.2	24:10.949								
6	1	5:58.696	2:10.088	1:42.565	2:06.043	272.5	30:09.645								
7	1	4:31.231	43.754	1:41.563	2:05.914	265.2	34:40.876								
8	1	4:30.566	44.068	1:42.505	2:03.993	270.4	39:11.442								
9	1	4:35.303	42.936	1:46.496	2:05.871	275.9	43:46.745								
10	1	4:36.859	43.547	1:42.448	2:10.864	253.5	48:23.604								
11	1	4:49.627 B	44.417	1:42.305	2:22.905	270.4	53:13.231								
60 BMW 3.0 CSL 1975 1.Adrianus VAN HOOYDO3.Bernd GEORGI 2.Vanina ICKX GT2															
1	1	5:30.276	1:03.228	1:58.507	2:28.541	178.2	5:30.276								
2	1	5:35.279	55.040	2:04.162	2:36.077	158.3	11:05.555								
3	1	5:31.632	53.813	1:57.458	2:40.361	197.2	16:37.187								
4	1	6:01.562 B	1:23.286	1:57.122	2:41.154	183.3	22:38.749								



PLATEAU 6 - GRID 6 LE MANS CLASSIC LEGEND 2026 RACE 1

Sector Analysis

Lap under Red Flag											Invalidated Lap	Personal Best	Session Best	B Crossing the pit lane	
Lap	D	Time	Sector 1	Sector 2	Sector 3	T. Spd	Elapsed	Lap	D	Time	Sector 1	Sector 2	Sector 3	T. Spd	Elapsed
5	3	6:48.170	2:30.070	1:53.481	2:24.619	230.0	29:26.919	8	1	4:26.088	45.376	1:36.191	2:04.521	245.0	38:19.910
6	3	5:07.100	51.234	1:53.335	2:22.531	222.5	34:34.019	9	1	4:31.037	45.127	1:37.261	2:08.649	238.6	42:50.947
7	3	5:04.531	50.266	1:53.487	2:20.778	221.2	39:38.550	10	1	4:26.708	44.092	1:37.107	2:05.509	225.7	47:17.655
8	3	5:11.516	49.492	1:55.060	2:26.964	224.4	44:50.066	11	1	7:16.729 B	44.277	1:37.180	4:55.272	254.1	54:34.384
9	3	5:07.407	50.472	1:53.299	2:23.636	235.0	49:57.473	79 Porsche 911 SC Gr.IV 1976 1. Alain PAGES 2. Jean Philippe PAGES GT2							
10	3	5:17.605 B	50.265	1:53.178	2:34.162	233.0	55:15.078	1	2	5:49.718	1:13.524	2:02.406	2:33.788	215.5	5:49.718
62 Chevron B31 1975 1. Douglas TITFORD 2. Trevor REEVES P-2L							2	2	5:46.555 B	1:01.591	2:05.249	2:39.715	182.4	11:36.273	
1	1	5:16.012	54.412	1:56.613	2:24.987	188.4	5:16.012	80 Ligier JS2 1975 1. Olivier BREITTMAYER 2. Emile BREITTMAYER GT2							
2	1	7:00.892 B	59.706	2:03.207	3:57.979	180.6	12:16.904	1	1	4:32.541	49.239	1:39.075	2:04.227	247.2	4:32.541
70 Lola T292 1973 1. Jan MAGNUSSEN 2. Chris WARD P-2L							2	1	4:24.599	43.688	1:38.401	2:02.510	246.6	8:57.140	
1	1	4:09.840	39.929	1:35.832	1:54.079	278.7	4:09.840	3	1	4:38.643	46.870	1:42.595	2:09.178	233.0	13:35.783
2	1	4:12.477	39.183	1:38.661	1:54.633	276.6	8:22.317	4	1	5:02.654	1:11.779	1:41.751	2:09.124	244.4	18:38.437
3	1	4:22.485	43.711	1:38.528	2:00.246	271.8	12:44.802	5	1	4:57.137	1:11.859	1:40.019	2:05.259	255.9	23:35.574
4	1	4:50.309 B	1:08.225	1:37.948	2:04.136	256.5	17:35.111	6	1	5:07.255 B	1:10.954	1:41.933	2:14.368	247.8	28:42.829
5	1	5:54.152	2:19.830	1:37.927	1:56.395	263.9	23:29.263	7	1	5:56.675	2:09.767	1:39.717	2:07.191	265.2	34:39.504
6	1	4:41.791	1:08.565	1:37.396	1:55.830	257.7	28:11.054	8	1	4:29.601	44.116	1:41.183	2:04.302	265.2	39:09.105
7	1	4:12.882	40.173	1:36.436	1:56.273	258.9	32:23.936	9	1	4:34.831	43.352	1:46.559	2:04.920	248.9	43:43.936
8	1	4:10.473	39.562	1:36.433	1:54.478	260.1	36:34.409	10	1	4:39.413	43.432	1:40.265	2:15.716	265.2	48:23.349
9	1	4:10.421	39.567	1:36.137	1:54.717	262.0	40:44.830	11	1	4:35.458	44.307	1:39.016	2:12.135	273.8	52:58.807
10	1	4:14.863	40.380	1:37.876	1:56.607	265.2	44:59.693	82 Osella PA8 1980 1. Christian VAGLIO-GIORS 2. NELSON P-2L							
11	1	4:12.040	39.889	1:36.991	1:55.160	260.8	49:11.733	1	1	4:32.303	46.088	1:40.974	2:05.241	267.1	4:32.303
12	1	4:20.930	39.114	1:35.644	2:06.172	262.6	53:32.663	2	1	4:31.010	44.724	1:41.883	2:04.403	273.8	9:03.313
71 TOJ SC204 1976 1. Danilo COPIZ 2. Frédéric ROUVIER P-2L							3	1	4:42.246	46.964	1:44.728	2:10.554	273.8	13:45.559	
1	2	4:44.012	49.964	1:43.203	2:10.845	273.8	4:44.012	4	1	5:00.334	1:08.430	1:43.614	2:08.290	265.2	18:45.893
2	2	5:28.261 B	45.416	1:45.115	2:57.730	220.7	10:12.273	5	1	5:04.707 B	1:08.318	1:43.665	2:12.724	262.6	23:50.600
72 Datsun 240Z Gr.IV 1975 1. Olivier BIOTTEAU 2. Luc BIOTTEAU GT2							6	1	6:00.434	2:12.247	1:42.824	2:05.363	269.1	29:51.034	
1	1	5:52.015	1:12.564	2:05.643	2:33.808	204.6	5:52.015	7	1	4:30.445	44.784	1:42.285	2:03.376	271.1	34:21.479
2	1	5:48.074	59.756	2:11.824	2:36.494	172.6	11:40.089	8	1	4:25.378	42.385	1:41.809	2:01.184	269.1	38:46.857
3	1	5:37.442	53.996	2:06.444	2:37.002	197.2	17:17.531	9	1	4:29.559	42.784	1:42.885	2:03.890	267.1	43:16.416
4	1	5:53.655	1:14.724	2:05.683	2:33.248	203.5	23:11.186	10	1	4:35.461	42.527	1:44.077	2:08.857	257.7	47:51.877
5	1	6:05.840 B	1:10.936	2:12.022	2:42.882	163.3	29:17.026	11	1	4:26.407	41.946	1:42.045	2:02.416	266.5	52:18.284
6	2	8:04.794	3:07.283	2:17.965	2:39.546	174.3	37:21.820	12	1	4:23.310	41.645	1:40.459	2:01.206	266.5	56:41.594
7	2	5:51.502	52.837	2:11.234	2:47.431	178.5	43:13.322	83 Aston Martin DBS V8 RHAM/1 1977 1. Paul CHASE-GARDENER GT2							
8	2	5:50.546	53.794	2:12.529	2:44.223	183.3	49:03.868	1	1	5:27.453	1:05.244	1:57.266	2:24.943	193.4	5:27.453
9	2	5:55.864	54.128	2:13.947	2:47.789	158.6	54:59.732	2	1	5:40.496	54.748	2:03.604	2:42.144	165.0	11:07.949
78 Porsche 935 K3 1980 1. Andreas ROLNER 2. Michael HOLDEN GT2							3	1	5:30.534	57.293	1:56.406	2:36.835	202.7	16:38.483	
1	2	4:19.461	42.992	1:34.046	2:02.423	276.6	4:19.461	4	1	6:01.508 B	1:23.120	1:58.161	2:40.227	205.8	22:39.991
2	2	4:17.095	42.215	1:34.916	1:59.964	249.5	8:36.556	5	1	6:45.587	2:27.768	1:53.042	2:24.777	213.4	29:25.578
3	2	4:30.972	44.953	1:37.521	2:08.498	255.3	13:07.528	6	1	5:08.065	51.740	1:52.893	2:23.432	221.6	34:33.643
4	2	4:52.946	1:10.778	1:36.547	2:05.621	248.3	18:00.474	7	1	5:04.485	50.145	1:52.647	2:21.693	234.0	39:38.128
5	2	4:46.435	1:08.856	1:34.251	2:03.328	247.8	22:46.909	8	1	5:11.184	49.183	1:54.965	2:27.036	217.6	44:49.312
6	2	4:57.240 B	1:10.607	1:34.466	2:12.167	251.8	27:44.149	9	1	5:07.416	50.696	1:52.751	2:23.969	220.7	49:56.728
7	1	6:09.673	2:23.782	1:37.585	2:08.306	263.3	33:53.822	10	1	5:11.319	50.306	1:52.430	2:28.583	238.6	55:08.047



PLATEAU 6 - GRID 6 LE MANS CLASSIC LEGEND 2026 RACE 1

Sector Analysis

Lap under Red Flag							Invalidated Lap		Personal Best		Session Best		B Crossing the pit lane		
Lap	D	Time	Sector 1	Sector 2	Sector 3	T. Spd	Elapsed	Lap	D	Time	Sector 1	Sector 2	Sector 3	T. Spd	Elapsed
85	Lola T292 1973						P-2L								
		1.Tony SINCLAIR													
		2.Sam YATES													
1	1	4:24.041	43.723	1:37.862	2:02.456	262.6	4:24.041								
2	1	4:21.566	41.566	1:38.631	2:01.369	264.6	8:45.607								
3	1	4:38.981	46.154	1:41.927	2:10.900	232.5	13:24.588								
4	1	4:59.470	1:09.836	1:40.364	2:09.270	247.8	18:24.058								
5	1	5:07.874	B 1:12.154	1:40.787	2:14.933	237.5	23:31.932								
6	2	5:59.334	2:17.185	1:39.605	2:02.544	265.8	29:31.266								
7	2	4:20.357	43.221	1:37.689	1:59.447	273.8	33:51.623								
8	2	4:20.197	41.853	1:37.938	2:00.406	265.8	38:11.820								
9	2	4:26.876	41.097	1:38.334	2:07.445	240.7	42:38.696								
10	2	4:19.038	42.078	1:36.909	2:00.051	273.1	46:57.734								
11	2	4:29.827	41.261	1:46.570	2:01.996	275.9	51:27.561								
12	2	4:28.420	40.893	1:38.488	2:09.039	252.9	55:55.981								
87	Ferrari 512 BBLM 1978						GT2								
		1.Ivan ROSTOVSKIY													
		2.Andrea MONTERMINI													
1	2	4:57.759	56.575	1:47.893	2:13.291	219.4	4:57.759								
2	2	4:46.180	45.393	1:49.221	2:11.566	232.5	9:43.939								
3	2	4:46.558	46.371	1:47.117	2:13.070	245.5	14:30.497								
4	2	5:06.457	1:06.788	1:47.292	2:12.377	230.5	19:36.954								
5	2	5:13.082	B 1:07.791	1:47.515	2:17.776	245.0	24:50.036								
6	1	7:51.982	2:50.508	2:23.582	2:37.892	168.4	32:42.018								
7	1	5:59.879	54.801	2:18.170	2:46.908	156.8	38:41.897								
8	1	6:17.568	B 53.781	2:21.270	3:02.517	164.8	44:59.465								
9	1	7:53.980	2:17.505	2:29.766	3:06.709	160.9	52:53.445								
88	BMW M1 Procar 1979						GT2								
		1.Steven OSBORNE													
		2.Chris WARD													
1	1	4:34.292	44.059	1:44.620	2:05.613	237.5	4:34.292								
2	1	4:31.234	43.433	1:42.938	2:04.863	265.2	9:05.526								
3	1	4:39.603	45.273	1:43.636	2:10.694	267.1	13:45.129								
95	Porsche 930 Turbo 3.3 1977						GT2								
		1.Alain GADAL		3.Eric MOUEZ											
		2.Thierry PELLERZI													
1	1	5:32.049	1:08.790	1:55.379	2:27.880	201.6	5:32.049								
2	1	5:37.734	1:10.403	1:58.734	2:28.597	187.1	11:09.783								
3	1	5:27.044	53.597	1:55.110	2:38.337	206.9	16:36.827								
4	1	5:46.536	B 1:21.081	1:55.608	2:29.847	205.0	22:23.363								
5	2	6:51.510	2:26.638	1:53.957	2:30.915	223.0	29:14.873								
6	2	5:25.081	54.703	1:57.569	2:32.809	231.0	34:39.954								
7	2	5:16.352	52.916	1:54.966	2:28.470	217.6	39:56.306								
8	2	5:18.253	51.081	1:56.687	2:30.485	206.2	45:14.559								
9	2	5:12.730	52.317	1:54.882	2:25.531	214.7	50:27.289								
10	2	5:13.194	52.162	1:53.870	2:27.162	228.1	55:40.483								
99	Lola T292 1973						P+2L								
		1.Cal MEEKER													
1	1	4:09.620	41.155	1:31.911	1:56.554	292.9	4:09.620								
2	1	4:24.242	40.666	1:37.135	2:06.441	278.7	8:33.862								
136	Lotus Esprit Gr.5 1979						GT2								
		1.Greg CATON													
		2.Kenneth BAIRD													
1	2	5:08.691	52.223	1:53.273	2:23.195	226.7	5:08.691								
188	March 75S 1975						P-2L								
		1.Kevin COOKE													
1	1	4:55.602	55.561	1:46.827	2:13.214	204.6	4:55.602								
2	1	4:49.265	45.232	1:46.582	2:17.451	203.5	9:44.867								
3	1	4:50.344	46.497	1:47.111	2:16.736	232.5	14:35.211								
4	1	5:08.692	1:06.789	1:48.116	2:13.787	238.0	19:43.903								
5	1	5:14.326	B 1:07.703	1:47.439	2:19.184	239.6	24:58.229								
6	1	7:43.423	3:42.176	1:48.277	2:12.970	231.0	32:41.652								
7	1	4:46.775	46.180	1:46.824	2:13.771	230.0	37:28.427								
8	1	5:27.918	B 45.693	1:46.658	2:55.567	232.5	42:56.345								
199	Chevron B26 1974						P-2L								
		1.Jamie CONSTABLE													
1	1	4:55.716	1:07.724	1:41.656	2:06.336	256.5	4:55.716								
2	1	4:24.781	42.175	1:39.759	2:02.847	273.1	9:20.497								
3	1	4:32.173	44.925	1:40.514	2:06.734	271.8	13:52.670								
4	1	5:15.310	B 1:19.379	1:41.168	2:14.763	273.1	19:07.980								
5	1	6:09.068	2:24.689	1:42.365	2:02.014	258.3	25:17.048								
6	1	4:22.282	41.782	1:38.003	2:02.497	276.6	29:39.330								
7	1	4:21.366	42.701	1:39.492	1:59.173	272.5	34:00.696								
8	1	4:19.293	41.136	1:37.660	2:00.497	276.6	38:19.989								
9	1	4:23.430	41.752	1:39.154	2:02.524	273.8	42:43.419								
10	1	4:18.516	40.900	1:38.118	1:59.498	273.8	47:01.935								
11	1	4:23.569	40.681	1:43.338	1:59.550	274.5	51:25.504								
12	1	4:18.565	40.122	1:38.266	2:00.177	271.8	55:44.069								
928	Porsche 928 S 1980						GT2								
		1.Jörg BRATKE VON BERGEL													
		2.Oliver LOUISODER													
1	1	5:21.730	1:01.747	1:54.774	2:25.209		5:21.730								
2	1	5:31.990	56.918	2:03.883	2:31.189		10:53.720								
3	1	5:42.569	56.626	1:57.601	2:48.342		16:36.289								
4	1	5:54.049	B 1:23.383	1:56.392	2:34.274		22:30.338								
5	2	7:09.662	2:45.774	1:58.270	2:25.618		29:40.000								
6	2	5:06.304	57.561	1:57.291	2:11.452		34:46.304								
7	2	5:53.936	1:17.579	2:01.095	2:35.262		40:40.240								
8	2	5:41.295	55.331	2:09.493	2:36.471		46:21.535								
9	2	5:46.325	56.006	2:06.239	2:44.080		52:07.860								
10	2	6:00.258	57.683	2:11.075	2:51.500		58:08.118								