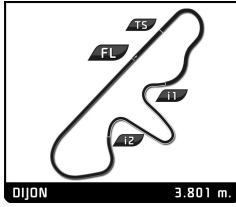


## THE GENTLEMEN CHALLENGE GRAND PRIX DE L'AGE D'OR RACE 2

### Sector Analysis

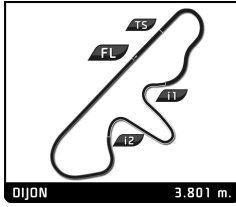
Lap under Red Flag							Invalidated Lap		Personal Best		Session Best		B Crossing the pit lane		
Lap	D	Time	Sector 1	Sector 2	Sector 3	T. Spd	Elapsed	Lap	D	Time	Sector 1	Sector 2	Sector 3	T. Spd	Elapsed
<b>2</b>		Aston Martin DB2/4 Bertone Competition Spider 1953					E1								
		1.Heinz STAMM													
1	1	2:03.230	41.813	41.689	39.728		2:03.230								
2	1	1:51.417	30.790	40.617	40.010	149.6	3:54.647								
3	1	1:51.027	30.499	40.600	39.928	161.0	5:45.674								
4	1	1:51.010	30.450	41.297	39.263	172.2	7:36.684								
5	1	1:49.855	30.118	40.642	39.095	170.1	9:26.539								
6	1	1:50.753	30.243	40.775	39.735	168.0	11:17.292								
7	1	1:51.158	31.241	40.553	39.364	167.2	13:08.450								
8	1	1:51.723	30.800	41.199	39.724	160.5	15:00.173								
9	1	<b>1:49.394</b>	<b>29.895</b>	<b>40.435</b>	<b>39.064</b>	169.0	16:49.567								
10	1	1:51.811	30.523	40.922	40.366	167.2	18:41.378								
11	1	3:54.621 <b>B</b>	30.302	40.870	2:43.449	165.4	22:35.999								
12	1	1:59.951	38.303	42.039	39.609	112.5	24:35.950								
13	1	1:55.237	31.315	42.324	41.598	145.2	26:31.187								
14	1	1:55.002	32.125	43.162	39.715	150.4	28:26.189								
15	1	1:51.600	30.582	40.668	40.350	186.9	30:17.789								
16	1	1:51.105	30.192	40.743	40.170	176.8	32:08.894								
17	1	1:55.272	30.692	43.171	41.409	164.6	34:04.166								
18	1	1:52.013	31.385	41.345	39.283	151.7	35:56.179								
19	1	1:51.391	30.921	40.823	39.647	162.4	37:47.570								
20	1	1:51.818	30.570	41.915	39.333	161.0	39:39.388								
21	1	1:51.889	31.221	41.191	39.477	151.5	41:31.277								
22	1	1:51.458	30.481	41.264	39.713	165.1	43:22.735								
23	1	1:51.056	30.643	40.847	39.566	163.1	45:13.791								
24	1	1:52.219	31.299	41.009	39.911	163.4	47:06.010								
<b>7</b>		Jaguar XK140 Coupe 1956					E2								
		1.Alain de GLEN													
		2.Louis de GLEN													
1	1	2:26.616	52.566	47.844	46.206		2:26.616								
2	1	2:11.921	37.344	47.618	46.959	126.3	4:38.537								
3	1	2:12.016	37.017	47.945	47.054	124.4	6:50.553								
4	1	2:12.496	37.788	46.441	48.267	127.2	9:03.049								
5	1	2:08.399	36.715	45.543	46.141	133.8	11:11.448								
6	1	2:16.018	37.530	50.173	48.315	122.6	13:27.466								
7	1	2:11.120	36.510	46.936	47.674	128.4	15:38.586								
8	1	2:09.337	37.229	45.909	46.199	128.9	17:47.923								
9	1	2:13.907	36.017	47.358	50.532	130.3	20:01.830								
10	1	4:59.231 <b>B</b>	37.939	48.354	3:32.938	125.4	25:01.061								
11	2	2:00.708	37.386	42.307	41.015	116.6	27:01.769								
12	2	<b>1:52.513</b>	31.516	<b>41.473</b>	<b>39.524</b>	151.3	28:54.282								
13	2	1:52.978	<b>30.771</b>	42.023	40.184	162.2	30:47.260								
14	2	1:57.119	32.319	42.322	42.478	157.7	32:44.379								
15	2	1:58.514	33.857	42.328	42.329	146.5	34:42.893								
16	2	1:57.494	32.912	42.410	42.172	150.4	36:40.387								
17	2	1:58.693	33.366	42.268	43.059	142.1	38:39.080								
18	2	1:57.392	32.098	44.454	40.840	148.6	40:36.472								
19	2	2:02.699	32.756	46.881	43.062	146.7	42:39.171								
20	2	1:55.973	31.766	43.419	40.788	150.6	44:35.144								
21	2	1:54.160	31.398	42.014	40.748	157.2	46:29.304								
<b>10</b>		Alfa Romeo Giulietta SZ Coda Tronca 1965					F								
		1.Roberto TURRIZIANI													
1	1	2:06.930	43.147	42.422	41.361		2:06.930								
2	1	1:53.467	31.811	40.935	40.721	154.7	4:00.397								
3	1	1:51.486	30.692	40.930	39.864	177.6	5:51.883								
4	1	1:51.094	30.579	40.435	40.080	161.0	7:42.977								
5	1	1:50.612	<b>30.036</b>	<b>40.279</b>	40.297	171.4	9:33.589								
6	1	1:52.954	31.044	41.472	40.438	150.0	11:26.543								
7	1	1:55.279	31.465	41.847	41.967	174.2	13:21.822								
8	1	1:52.609	30.580	40.641	41.388	165.1	15:14.431								
9	1	<b>1:50.482</b>	30.403	40.337	<b>39.742</b>	165.4	17:04.913								
10	1	4:22.619 <b>B</b>	30.632	41.473	3:10.514	170.6	21:27.532								
11	1	2:03.027	39.306	42.635	41.086	108.9	23:30.559								
12	1	1:51.596	30.791	41.002	39.803	165.9	25:22.155								
13	1	1:54.063	30.733	41.181	42.149	189.1	27:16.218								
14	1	1:54.612	31.325	41.890	41.397	164.9	29:10.830								
15	1	1:53.148	31.115	41.055	40.978	171.7	31:03.978								
16	1	1:53.418	30.212	41.924	41.282	176.5	32:57.396								
17	1	1:56.708	30.725	44.543	41.440	177.3	34:54.104								
18	1	1:51.263	30.566	40.699	39.998	169.8	36:45.367								
19	1	1:52.770	30.416	40.891	41.463	162.7	38:38.137								
20	1	1:56.711	30.958	43.169	42.584	184.0	40:34.848								
21	1	1:51.287	30.270	40.873	40.144	178.8	42:26.135								
22	1	1:52.476	30.406	41.122	40.948	169.5	44:18.611								
23	1	1:52.492	31.158	40.692	40.642	163.6	46:11.103								
<b>16</b>		Lotus 15 1960					E2								
		1.Serge KRIKNOFF													
1	1	1:44.488	33.125	36.772	34.591		1:44.488								
2	1	1:37.186	26.458	36.037	34.691	197.1	3:21.674								
3	1	1:36.930	26.713	<b>35.665</b>	34.552	197.8	4:58.604								
4	1	1:39.886	26.922	37.834	35.130	199.3	6:38.490								
5	1	1:37.967	26.883	36.171	34.913	193.2	8:16.457								
6	1	1:40.554	27.140	37.900	35.514	189.8	9:57.011								
7	1	1:38.373	26.660	36.390	35.323	200.7	11:35.384								
8	1	1:38.113	26.685	36.412	35.016	214.3	13:13.497								
9	1	1:39.375	27.332	36.920	35.123	198.2	14:52.872								
10	1	<b>1:36.922</b>	<b>26.440</b>	35.977	<b>34.505</b>	202.6	16:29.794								
11	1	1:38.876	26.692	36.785	35.399	197.1	18:08.670								
12	1	1:40.492	27.213	37.408	35.871	191.5	19:49.162								
13	1	3:53.828 <b>B</b>	26.446	37.920	2:49.462	207.3	23:42.990								
14	1	1:52.591	40.960	36.353	35.278	126.2	25:35.581								
15	1	1:38.505	26.820	36.398	35.287	208.5	27:14.086								
16	1	1:38.154	26.719	36.107	35.328	192.2	28:52.240								
17	1	1:38.261	26.942	36.183	35.136	203.4	30:30.501								
18	1	1:37.849	26.942	36.136	34.771	200.0	32:08.350								
19	1	1:39.493	27.511	37.134	34.848	202.6	33:47.843								
20	1	1:38.755	27.406	36.510	34.839	190.8	35:26.598								
21	1	1:38.226	26.732	36.598	34.896	206.5	37:04.824								
22	1	1:39.025	27.739	36.727	34.559	192.5	38:43.849								
23	1	1:39.946	27.977	37.223	34.746	184.9	40:23.795								
24	1	1:38.848	26.697	37.230	34.921	206.1	42:02.643								



## THE GENTLEMEN CHALLENGE GRAND PRIX DE L'AGE D'OR RACE 2

### Sector Analysis

Lap under Red Flag							Invalidated Lap		Personal Best		Session Best		B Crossing the pit lane		
Lap	D	Time	Sector 1	Sector 2	Sector 3	T. Spd	Elapsed	Lap	D	Time	Sector 1	Sector 2	Sector 3	T. Spd	Elapsed
<b>17</b> Lister Knobbly Chevrolet 1958							E2								
1. Luc-Pierre VERQUIN															
1	1	1:42.327	32.461	36.019	33.847		1:42.327								
2	1	<b>1:36.126</b>	27.088	<b>35.694</b>	<b>33.344</b>	186.2	3:18.453								
3	1	1:36.860	27.108	36.030	33.722	187.2	4:55.313								
4	1	1:38.296	27.266	36.849	34.181	183.4	6:33.609								
5	1	1:38.191	27.138	36.739	34.314	195.3	8:11.800								
6	1	1:37.404	26.707	37.189	33.508	195.7	9:49.204								
7	1	1:37.690	27.156	36.811	33.723	201.1	11:26.894								
8	1	1:48.100	27.869	44.088	36.143	191.5	13:14.994								
9	1	1:40.127	27.974	38.002	34.151	179.1	14:55.121								
10	1	1:37.620	26.760	37.187	33.673	203.8	16:32.741								
11	1	1:39.067	27.204	37.776	34.087	199.6	18:11.808								
12	1	1:40.293	27.711	38.064	34.518	184.3	19:52.101								
13	1	1:39.293	<b>26.664</b>	38.165	34.464	204.2	21:31.394								
14	1	3:57.723 B	27.097	37.216	2:53.410	194.2	25:29.117								
15	1	1:47.000	35.480	37.712	33.808	147.3	27:16.117								
16	1	1:38.661	27.020	37.350	34.291	204.5	28:54.778								
17	1	1:40.364	28.144	37.918	34.302	198.9	30:35.142								
18	1	1:39.275	27.901	37.181	34.193	199.6	32:14.417								
19	1	1:40.777	27.803	38.715	34.259	187.8	33:55.194								
20	1	1:39.801	28.101	37.630	34.070	192.9	35:34.995								
21	1	1:39.080	27.466	37.219	34.395	193.2	37:14.075								
22	1	1:41.053	27.390	38.744	34.919	194.9	38:55.128								
23	1	1:39.333	27.715	37.254	34.364	193.2	40:34.461								
24	1	1:39.478	27.392	37.395	34.691	203.4	42:13.939								
25	1	1:40.189	27.472	37.730	34.987	197.1	43:54.128								
26	1	1:39.240	27.591	37.821	33.828	183.7	45:33.368								
<b>18</b> Lister Jaguar Knobbly 1959							E2								
1. Saif ASSAM															
1	1	2:01.580	45.051	39.644	36.885		2:01.580								
2	1	1:43.389	30.071	37.315	36.003	165.6	3:44.969								
3	1	1:42.738	28.703	38.093	35.942	168.0	5:27.707								
4	1	<b>1:41.565</b>	28.462	<b>37.016</b>	36.087	186.9	7:09.272								
5	1	1:42.526	28.523	37.213	36.790	174.5	8:51.798								
6	1	1:43.445	28.138	38.531	36.776	189.1	10:35.243								
7	1	1:42.472	28.367	37.481	36.624	188.8	12:17.715								
8	1	1:45.555	29.151	39.222	37.182	183.7	14:03.270								
9	1	1:42.676	<b>27.954</b>	38.590	36.132	192.2	15:45.946								
10	1	1:42.440	28.685	37.971	35.784	195.7	17:28.386								
11	1	1:41.808	28.501	37.814	<b>35.493</b>	190.1	19:10.194								
12	1	1:42.386	28.160	38.215	36.011	196.7	20:52.580								
13	1	1:42.988	28.523	38.355	36.110	180.3	22:35.568								
14	1	3:52.781 B	28.882	37.774	2:46.125	164.6	26:28.349								
15	1	1:54.293	35.920	41.140	37.233	141.9	28:22.642								
16	1	1:43.752	28.176	38.638	36.938	184.3	30:06.394								
17	1	1:44.494	29.234	38.569	36.691	188.8	31:50.888								
18	1	1:42.041	28.382	37.635	36.024	199.6	33:32.929								
19	1	1:42.326	28.184	37.641	36.501	190.5	35:15.255								
<b>19</b> Lotus XI 1500 1956							E1								
1. Christian ODIN															
1	1	2:01.145	40.322	<b>40.430</b>	40.393		2:01.145								
2	1	1:53.686	30.951	41.205	41.530	162.4	3:54.831								
3	1	1:52.266	30.898	41.169	40.199	159.1	5:47.097								
4	1	1:51.072	29.586	41.682	39.804	177.0	7:38.169								
5	1	<b>1:49.602</b>	29.531	40.434	39.637	182.1	9:27.771								
6	1	1:50.658	29.579	40.838	40.241	180.0	11:18.429								
7	1	1:51.698	30.470	41.227	40.001	182.4	13:10.127								
8	1	1:51.160	29.818	41.872	<b>39.470</b>	171.7	15:01.287								
9	1	2:00.369	<b>29.435</b>	41.157	49.777	182.1	17:01.656								
<b>22</b> Lotus XI 1500 1956							E1								
1. Jean-Pascal CUEREL															
1	1	1:49.730	35.417	37.385	36.928		1:49.730								
2	1	1:42.816	28.365	37.680	36.771	182.4	3:32.546								
3	1	1:42.352	28.504	37.341	36.507	188.5	5:14.898								
4	1	<b>1:42.233</b>	28.324	37.380	36.529	184.3	6:57.131								
5	1	1:43.232	28.967	37.705	36.560	185.6	8:40.363								
6	1	1:42.801	28.743	37.315	36.743	188.5	10:23.164								
7	1	1:42.985	28.760	37.491	36.734	196.7	12:06.149								
8	1	1:42.494	<b>28.137</b>	37.776	36.581	199.6	13:48.643								
9	1	1:42.436	28.326	37.455	36.655	206.5	15:31.079								
10	1	1:42.612	28.449	37.614	36.549	202.2	17:13.691								
11	1	1:43.356	28.968	37.994	36.394	200.7	18:57.047								
12	1	4:02.817 B	28.377	37.707	2:56.733	205.3	22:59.864								
13	1	1:49.943	34.918	38.278	36.747	133.8	24:49.807								
14	1	1:42.533	28.518	37.863	<b>36.152</b>	189.5	26:32.340								
15	1	1:45.661	29.800	38.957	36.904	175.9	28:18.001								
16	1	1:42.802	28.493	<b>37.235</b>	37.074	200.4	30:00.803								
17	1	1:43.960	28.885	38.346	36.729	179.4	31:44.763								
18	1	1:43.913	29.548	38.037	36.328	180.9	33:28.676								
19	1	1:43.778	28.293	39.036	36.449	194.2	35:12.454								
20	1	1:43.386	28.415	37.854	37.117	192.2	36:55.840								
21	1	1:47.308	30.181	38.987	38.140	186.2	38:43.148								
22	1	1:47.271	29.723	39.672	37.876	183.7	40:30.419								
23	1	1:43.381	29.035	37.673	36.673	190.8	42:13.800								
24	1	1:44.222	28.574	38.389	37.259	186.5	43:58.022								
25	1	1:43.500	28.144	38.439	36.917	196.0	45:41.522								
<b>25</b> MG A 1600 Twin Cam 1959							E2								
1. Olivier MAZOYER															
1	1	2:05.652	42.674	41.758	41.220		2:05.652								
2	1	1:50.305	30.562	39.293	40.450	160.7	3:55.957								
3	1	1:52.293	31.404	40.329	40.560	155.2	5:48.250								
4	1	1:51.548	30.853	39.818	40.877	165.1	7:39.798								



## THE GENTLEMEN CHALLENGE GRAND PRIX DE L'AGE D'OR RACE 2

### Sector Analysis

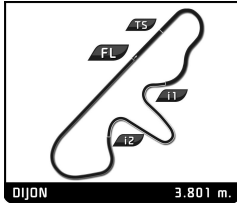
Lap	D	Time	Sector 1	Sector 2	Sector 3	T. Spd	Elapsed	Lap	D	Time	Sector 1	Sector 2	Sector 3	T. Spd	Elapsed
5	1	1:49.812	31.115	39.262	39.435	166.4	9:29.610	4	1	1:59.667	32.275	43.037	44.355	160.2	8:22.250
6	1	<b>1:48.904</b>	<b>29.648</b>	39.373	39.883	169.0	11:18.514	5	1	2:00.103	32.547	43.210	44.346	164.9	10:22.353
7	1	1:52.472	31.248	40.897	40.327	164.9	13:10.986	6	1	1:59.948	32.916	42.814	44.218	154.5	12:22.301
8	1	1:51.715	31.006	40.206	40.503	169.3	15:02.701	7	1	1:59.969	32.323	42.801	44.845	170.9	14:22.270
9	1	1:50.290	30.085	39.522	40.683	174.5	16:52.991	8	1	1:58.240	32.397	42.188	43.655	164.4	16:20.510
10	1	1:49.304	31.025	38.988	<b>39.291</b>	169.5	18:42.295	9	1	1:59.858	32.602	43.167	44.089	159.1	18:20.368
11	1	4:00.425 <b>B</b>	30.775	40.302	2:49.348	156.3	22:42.720	10	1	1:58.907	32.603	42.142	44.162	169.0	20:19.275
12	1	1:58.518	38.173	40.363	39.982	115.1	24:41.238	11	1	4:38.726 <b>B</b>	32.559	42.208	3:23.959	165.9	24:58.001
13	1	1:50.879	30.246	39.958	40.675	174.5	26:32.117	12	1	2:05.171	39.823	41.834	43.514	109.1	27:03.172
14	1	1:53.855	31.361	42.473	40.021	155.2	28:25.972	13	1	1:57.269	32.006	41.383	43.800	157.9	29:00.441
15	1	1:53.698	31.482	40.582	41.634	176.8	30:19.670	14	1	1:56.583	<b>31.775</b>	<b>41.803</b>	<b>43.005</b>	171.4	30:57.024
16	1	1:50.652	30.314	39.741	40.597	173.6	32:10.322	15	1	1:57.947	32.244	41.995	43.708	161.2	32:54.971
17	1	1:49.849	30.296	40.051	39.502	172.5	34:00.171	16	1	2:00.653	32.450	43.906	44.297	161.7	34:55.624
18	1	1:50.526	30.182	40.148	40.196	179.4	35:50.697	17	1	1:58.014	32.596	41.804	43.614	170.3	36:53.638
19	1	1:49.478	30.390	<b>38.959</b>	40.129	172.0	37:40.175	18	1	1:59.859	32.479	43.122	44.258	169.3	38:53.497
20	1	1:51.962	30.163	40.190	41.609	171.7	39:32.137	19	1	1:59.621	32.254	42.590	44.777	170.1	40:53.118
21	1	1:50.537	30.799	39.836	39.902	170.9	41:22.674	20	1	1:58.895	32.293	42.221	44.381	174.8	42:52.013
22	1	1:51.020	31.361	39.720	39.939	162.9	43:13.694	21	1	1:57.630	32.451	41.769	43.410	169.0	44:49.643
23	1	1:52.002	30.819	40.276	40.907	166.7	45:05.696	22	1	<b>1:56.352</b>	31.798	<b>41.377</b>	43.177	170.6	46:45.995
24	1	1:52.772	31.208	39.879	41.685	166.4	46:58.468								

26		Lister Jaguar Knobbly 1960					E2
1. Jacques SANDOZ							
1	1	1:59.911	40.972	41.651	37.288	1:59.911	
2	1	1:48.448	30.291	40.498	37.659	166.9	3:48.359
3	1	1:49.508	31.955	<b>39.857</b>	37.696	142.9	5:37.867
4	1	1:49.822	31.936	40.307	37.579	137.2	7:27.689
5	1	1:51.038	31.593	40.849	38.596	151.3	9:18.727
6	1	1:51.579	31.798	41.227	38.554	146.5	11:10.306
7	1	1:51.278	31.310	41.562	38.406	159.5	13:01.584
8	1	4:02.674 <b>B</b>	31.233	40.795	2:50.646	146.1	17:04.258
9	1	1:58.718	38.228	41.931	38.559	127.8	19:02.976
10	1	1:52.311	32.557	41.721	38.033	142.1	20:55.287
11	1	1:53.559	33.199	40.864	39.496	149.0	22:48.846
12	1	1:50.022	31.458	40.315	38.249	154.3	24:38.868
13	1	1:51.081	31.933	40.169	38.979	157.4	26:29.949
14	1	1:52.682	31.683	42.239	38.760	172.0	28:22.631
15	1	1:49.491	30.756	40.335	38.400	161.0	30:12.122
16	1	1:50.415	30.563	40.726	39.126	163.4	32:02.537
17	1	1:49.032	30.968	40.930	37.134	170.6	33:51.569
18	1	1:49.193	31.245	41.125	<b>36.823</b>	153.4	35:40.762
19	1	1:50.114	31.004	40.749	38.361	166.7	37:30.876
20	1	1:50.546	31.609	41.274	37.663	149.6	39:21.422
21	1	1:48.417	30.628	40.156	37.633	172.8	41:09.839
22	1	1:50.349	32.741	40.240	37.368	158.4	43:00.188
23	1	1:48.543	31.256	40.158	37.129	160.0	44:48.731
24	1	<b>1:48.389</b>	<b>30.241</b>	40.605	37.543	186.9	46:37.120

27		Triumph TR3 1961					E2
1. Nicolas CHALANSET							
1	1	2:20.290	49.033	45.221	46.036	2:20.290	
2	1	2:01.002	33.713	43.126	44.163	143.2	4:21.292
3	1	2:01.291	33.203	43.379	44.709	147.9	6:22.583

30		Porsche 356 (B) S 75 Hardtop-Coupé T 5 1961					E2
1. Agathe JULLY							
2. Pierre JULLY							
1	1	2:28.731	53.282	49.971	45.478	2:28.731	
2	1	2:05.175	35.741	45.221	44.213	135.3	4:33.906
3	1	2:02.467	34.685	44.024	43.758	145.7	6:36.373
4	1	2:00.764	33.979	43.474	43.311	151.0	8:37.137
5	1	2:00.583	34.311	43.076	43.196	145.6	10:37.720
6	1	1:58.577	33.464	42.533	42.580	146.1	12:36.297
7	1	1:57.745	32.945	42.311	42.489	155.4	14:34.042
8	1	1:57.328	32.810	41.911	42.607	148.6	16:31.370
9	1	1:57.559	33.011	42.433	42.115	151.7	18:28.929
10	1	<b>1:55.952</b>	32.432	<b>41.441</b>	<b>42.079</b>	147.9	20:24.881
11	1	4:59.069 <b>B</b>	<b>32.235</b>	42.302	3:44.532	150.8	25:23.950
12	2	2:24.471	45.209	51.794	47.468	102.0	27:48.421
13	2	2:09.939	37.100	46.642	46.197	126.6	29:58.360
14	2	2:12.455	36.033	48.501	47.921	135.0	32:10.815
15	2	2:08.753	36.725	46.028	46.000	135.3	34:19.568
16	2	2:06.631	35.384	45.549	45.698	136.9	36:26.199
17	2	2:05.000	35.629	44.498	44.873	131.7	38:31.199
18	2	2:04.053	35.500	44.156	44.397	130.6	40:35.252
19	2	2:04.587	33.560	45.786	45.241	151.5	42:39.839
20	2	2:03.889	35.757	43.606	44.526	140.4	44:43.728
21	2	2:00.481	34.042	43.204	43.235	146.7	46:44.209

41		MG EX182 1956					E2
1. Arnaud LEGRAND							
2. Aymeric SIMON							
1	1	2:35.587	56.627	48.369	50.591	2:35.587	
2	1	2:16.745	36.506	48.105	52.134	130.9	4:52.332
3	1	2:18.821	37.728	48.033	53.060	126.5	7:11.153
4	1	2:19.869	38.188	49.245	52.436	127.5	9:31.022
5	1	2:17.403	36.945	49.048	51.410	130.4	11:48.425
6	1	2:16.660	35.998	49.579	51.083	131.9	14:05.085
7	1	2:17.715	38.761	48.590	50.364	135.7	16:22.800



## THE GENTLEMEN CHALLENGE GRAND PRIX DE L'AGE D'OR RACE 2

### Sector Analysis

Lap	D	Time	Sector 1	Sector 2	Sector 3	T. Spd	Elapsed	Lap	D	Time	Sector 1	Sector 2	Sector 3	T. Spd	Elapsed
8	1	2:16.119	37.191	49.034	49.894	137.1	18:38.919	15	1	1:44.208	28.697	38.435	37.076	194.2	28:30.149
9	1	2:14.274	36.850	47.268	50.156	132.0	20:53.193	16	1	1:47.126	28.357	39.793	38.976	183.7	30:17.275
10	1	4:37.604B	37.820	48.624	3:11.160	135.7	25:30.797	17	1	1:45.956	29.477	38.458	38.021	189.1	32:03.231
11	1	2:34.504	47.912	53.329	53.263	87.9	28:05.301	18	1	1:44.300	28.833	38.375	37.092	177.3	33:47.531
12	1	2:21.166	37.250	50.965	52.951	133.8	30:26.467	19	1	1:44.616	28.951	38.233	37.432	180.6	35:32.147
13	1	2:18.641	36.921	50.088	51.632	136.4	32:45.108	20	1	1:44.310	27.960	38.444	37.906	192.2	37:16.457
14	1	2:20.011	37.319	51.433	51.259	135.2	35:05.119	21	1	1:44.242	27.679	38.368	38.195	200.4	39:00.699
15	1	2:21.581	35.619	54.772	51.190	135.8	37:26.700	22	1	1:46.908	28.608	40.147	38.153	188.2	40:47.607
16	1	2:18.245	37.025	49.209	52.011	136.4	39:44.945	23	1	1:46.748	28.193	40.273	38.282	187.5	42:34.355
17	1	2:15.383	36.123	49.115	50.145	135.2	42:00.328	24	1	1:44.364	28.334	38.384	37.646	177.0	44:18.719
18	1	2:15.488	36.615	48.395	50.478	134.2	44:15.816	25	1	1:44.633	28.643	38.686	37.304	173.9	46:03.352
19	1	2:21.663	38.023	51.681	51.959	137.2	46:37.479								

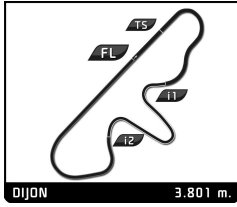
Lap under Red Flag   Invalidated Lap   Personal Best   Session Best   Crossing the pit lane

51		Deep Sanderson 301 1961		F		
1	2	2:13.741	49.300	42.027	42.414	2:13.741
2	2	2:01.706	34.615	44.237	42.854	4:15.447
3	2	1:59.596	33.058	43.487	43.051	6:15.043
4	2	1:59.400	32.995	43.613	42.792	8:14.443
5	2	1:57.240	32.632	42.276	42.332	10:11.683
6	2	1:58.660	31.895	43.328	43.437	12:10.343
7	2	1:58.646	32.885	43.447	42.314	14:08.989
8	2	1:59.578	32.533	44.484	42.561	16:08.567
9	2	5:17.672B	31.825	43.428	4:02.419	21:26.239
10	1	2:11.759	42.730	45.532	43.497	23:37.998
11	1	2:03.896	34.438	45.670	43.788	25:41.894
12	1	2:06.081	33.826	47.252	45.003	27:47.975
13	1	2:02.375	33.852	45.643	42.880	29:50.350
14	1	2:05.313	33.774	47.255	44.284	31:55.663
15	1	2:06.752	33.824	47.259	45.669	34:02.415
16	1	2:04.893	35.749	45.079	44.065	36:07.308
17	1	2:05.900	36.111	46.110	43.679	38:13.208
18	1	2:02.126	34.299	44.605	43.222	40:15.334
19	1	2:03.737	33.414	45.113	45.210	42:19.071
20	1	2:01.897	32.181	44.765	44.951	44:20.968
21	1	2:03.236	33.288	46.747	43.201	46:24.204

57		Morgan SLR 1965		F		
1	1	1:51.528	35.713	38.331	37.484	1:51.528
2	1	1:42.618	27.889	37.867	36.862	3:34.146
3	1	1:42.267	27.750	37.616	36.901	5:16.413
4	1	1:42.857	27.835	37.805	37.217	6:59.270
5	1	1:45.318	29.385	38.827	37.106	8:44.588
6	1	1:44.510	28.139	38.666	37.705	10:29.098
7	1	1:44.172	28.062	38.749	37.361	12:13.270
8	1	1:45.259	28.460	39.034	37.765	13:58.529
9	1	1:44.256	28.103	38.619	37.534	15:42.785
10	1	1:44.411	28.605	38.413	37.393	17:27.196
11	1	1:43.571	28.173	38.248	37.150	19:10.767
12	1	1:45.758	28.065	38.712	38.981	20:56.525
13	1	3:55.100B	31.912	38.526	2:44.662	24:51.625
14	1	1:54.316	35.475	41.207	37.634	26:45.941

59		Triumph TR3 A Hardtop 1961		E2		
1	1	2:30.066	53.796	48.323	47.947	2:30.066
2	1	2:10.485	34.950	47.526	48.009	4:40.551
3	1	2:11.284	35.513	48.035	47.736	6:51.835
4	1	2:07.893	36.595	45.079	46.219	8:59.728
5	1	2:05.014	34.021	44.512	46.481	11:04.742
6	1	2:06.184	33.360	46.002	46.822	13:10.926
7	1	2:08.818	35.409	45.756	47.653	15:19.744
8	1	2:08.226	35.652	46.061	46.513	17:27.970
9	1	2:08.393	34.816	45.963	47.614	19:36.363
10	1	5:38.009B	34.803	47.155	4:16.051	25:14.372
11	1	2:17.290	43.817	46.682	46.791	27:31.662
12	1	2:06.678	34.069	45.284	47.325	29:38.340
13	1	2:05.218	33.522	46.258	45.438	31:43.558
14	1	2:05.321	33.851	46.097	45.373	33:48.879
15	1	2:09.212	36.015	46.012	47.185	35:58.091
16	1	2:08.782	34.227	46.449	48.106	38:06.873
17	1	2:04.361	34.281	44.581	45.499	40:11.234
18	1	2:07.561	34.887	45.804	46.870	42:18.795
19	1	2:06.607	33.930	46.483	46.194	44:25.402
20	1	2:06.840	35.384	44.952	46.504	46:32.242

60		Porsche 904 Carrera GTS 1964		F		
1	1	1:52.934	37.483	38.304	37.147	1:52.934
2	1	1:44.776	29.157	38.233	37.386	3:37.710
3	1	1:45.772	29.409	38.606	37.757	5:23.482
4	1	1:46.265	29.709	38.601	37.955	7:09.747
5	1	1:45.901	29.620	38.179	38.102	8:55.648
6	1	1:44.323	29.186	37.964	37.173	10:39.971
7	1	1:47.259	30.632	38.949	37.678	12:27.230
8	1	1:45.065	29.333	38.108	37.624	14:12.295
9	1	1:50.845	30.545	41.532	38.768	16:03.140
10	1	1:45.655	29.745	38.414	37.496	17:48.795
11	1	1:45.582	29.636	38.482	37.464	19:34.377
12	1	1:45.441	29.461	38.492	37.488	21:19.818
13	1	1:44.519	29.456	38.026	37.037	23:04.337
14	1	3:49.607B	28.925	40.168	2:40.514	26:53.944
15	1	1:50.781	35.585	38.166	37.030	28:44.725
16	1	1:46.330	28.730	40.000	37.600	30:31.055



## THE GENTLEMEN CHALLENGE GRAND PRIX DE L'AGE D'OR RACE 2

### Sector Analysis

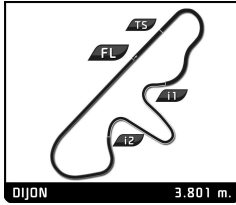
Lap	D	Time	Sector 1	Sector 2	Sector 3	T. Spd	Elapsed	Lap	D	Time	Sector 1	Sector 2	Sector 3	T. Spd	Elapsed
17	1	1:44.213	29.194	38.022	36.997	178.2	32:15.268	16	2	1:59.935	34.324	43.376	42.235	163.9	34:04.477
18	1	1:47.305	29.334	38.542	39.429	175.0	34:02.573	17	2	1:59.716	33.731	43.121	42.864	154.3	36:04.193
19	1	1:45.368	28.777	39.495	37.096	182.7	35:47.941	18	2	2:01.088	33.884	44.412	42.792	153.0	38:05.281
20	1	1:44.117	28.788	38.845	<b>36.484</b>	189.8	37:32.058	19	2	2:00.118	33.707	43.751	42.660	157.0	40:05.399
21	1	1:45.643	30.584	38.357	36.702	168.0	39:17.701	20	2	2:28.251	32.535	1:12.511	43.205	167.4	42:33.650
22	1	1:43.847	<b>28.438</b>	38.176	37.233	189.1	41:01.548	21	2	2:02.116	33.928	44.737	43.451	154.5	44:35.766
23	1	<b>1:43.634</b>	28.628	<b>37.907</b>	37.099	181.2	42:45.182	22	2	2:03.319	34.213	45.045	44.061	153.2	46:39.085
24	1	1:44.079	29.095	38.213	36.771	181.8	44:29.261								
25	1	1:44.822	29.354	38.321	37.147	174.5	46:14.083								

Lap	D	Time	Sector 1	Sector 2	Sector 3	T. Spd	Elapsed
<b>63</b>							
<b>Jaguar E-Type 3.8 1961</b>							
1. Norbert SCHMITZ-KOEP E2							
2. Will NUTHALL							
1	1	2:08.138	45.179	42.562	40.397		2:08.138
2	1	1:55.951	32.623	42.041	41.287	147.5	4:04.089
3	1	1:58.999	32.953	43.528	42.518	155.6	6:03.088
4	1	1:59.435	33.569	43.301	42.565	149.2	8:02.523
5	1	2:01.122	33.532	45.718	41.872	160.5	10:03.645
6	1	1:59.126	33.172	44.164	41.790	163.6	12:02.771
7	1	2:01.764	34.491	44.772	42.501	167.4	14:04.535
8	1	2:04.921	34.196	47.173	43.552	156.3	16:09.456
9	1	1:59.814	33.622	43.883	42.309	150.6	18:09.270
10	1	1:57.232	33.376	42.236	41.620	158.1	20:06.502
11	1	4:23.969 B	34.231	43.481	3:06.257	146.9	24:30.471
12	1	1:59.594	37.813	41.552	40.229	125.3	26:30.065
13	1	1:49.829	30.918	40.779	38.132	163.9	28:19.894
14	1	1:48.161	29.637	<b>39.400</b>	39.124	170.9	30:08.055
15	1	1:48.022	28.998	40.603	38.421	183.1	31:56.077
16	1	1:48.528	29.442	40.356	38.730	166.7	33:44.605
17	1	1:47.832	29.503	39.752	38.577	171.4	35:32.437
18	1	1:47.574	29.269	39.777	38.528	176.2	37:20.011
19	1	1:47.171	29.226	39.682	38.263	179.7	39:07.182
20	1	1:46.834	29.375	39.485	37.974	171.4	40:54.016
21	1	<b>1:46.355</b>	28.898	39.631	37.826	178.5	42:40.371
22	1	1:46.915	29.136	40.141	<b>37.638</b>	173.9	44:27.286
23	1	1:46.593	<b>28.708</b>	39.669	38.216	183.4	46:13.879

Lap	D	Time	Sector 1	Sector 2	Sector 3	T. Spd	Elapsed
<b>67</b>							
<b>MG B 1965</b>							
1. Jean LEGRAS F							
2. Diane LEGRAS							
1	1	2:07.204	44.113	41.991	41.100		2:07.204
2	1	1:52.129	30.786	40.887	40.456	171.4	3:59.333
3	1	1:51.294	30.381	41.007	<b>39.906</b>	173.6	5:50.627
4	1	<b>1:50.876</b>	30.185	<b>40.691</b>	40.000	173.9	7:41.503
5	1	1:51.149	<b>30.079</b>	40.971	40.099	172.8	9:32.652
6	1	1:51.763	30.484	40.945	40.334	158.6	11:24.415
7	1	1:54.470	30.723	42.981	40.766	170.3	13:18.885
8	1	1:52.621	30.091	42.162	40.368	171.7	15:11.506
9	1	1:52.660	30.546	42.088	40.026	164.1	17:04.166
10	1	1:52.346	30.411	41.594	40.341	171.4	18:56.512
11	1	4:49.442 B	30.663	41.500	3:37.279	168.0	23:45.954
12	2	2:17.111	46.883	46.125	44.103	108.5	26:03.065
13	2	2:00.925	33.992	44.161	42.772	160.0	28:03.990
14	2	1:59.710	33.555	43.177	42.978	138.5	30:03.700
15	2	2:00.842	33.090	44.507	43.245	163.6	32:04.542

Lap	D	Time	Sector 1	Sector 2	Sector 3	T. Spd	Elapsed
<b>69</b>							
<b>Porsche 904/6 Carrera GTS 1965</b>							
1. Mr JOHN OF B F							
2. Thibaud GUITTARD							
1	1	1:48.827	34.748	37.371	36.708		1:48.827
2	1	1:42.462	27.920	37.495	37.047	194.9	3:31.289
3	1	1:42.349	28.119	<b>37.166</b>	37.064	208.9	5:13.638
4	1	1:42.438	28.155	37.603	36.680	194.2	6:56.076
5	1	1:42.920	28.760	37.640	36.520	188.8	8:38.996
6	1	<b>1:42.314</b>	28.063	37.550	36.701	188.5	10:21.310
7	1	1:43.301	<b>27.824</b>	38.092	37.385	201.1	12:04.611
8	1	1:42.513	28.467	37.598	36.448	196.0	13:47.124
9	1	1:42.503	28.209	37.615	36.679	193.2	15:29.627
10	1	1:42.607	28.160	37.621	36.826	195.7	17:12.234
11	1	4:01.815 B	28.984	37.925	2:54.906	200.0	21:14.049
12	2	1:50.844	36.013	38.102	36.729	121.8	23:04.893
13	2	1:43.295	28.620	38.352	<b>36.323</b>	176.2	24:48.188
14	2	1:42.584	28.164	37.890	36.530	189.1	26:30.772
15	2	1:45.391	30.257	38.099	37.035	163.6	28:16.163
16	2	1:44.430	28.477	38.190	37.763	181.5	30:00.593
17	2	1:46.106	29.670	39.357	37.079	150.2	31:46.699
18	2	1:43.060	29.155	37.558	36.347	168.7	33:29.759
19	2	1:43.622	28.461	38.263	36.898	176.5	35:13.381
20	2	1:46.120	29.029	39.527	37.564	175.0	36:59.501
21	2	1:44.650	28.578	38.268	37.804	178.8	38:44.151
22	2	1:47.147	29.901	39.168	38.078	169.3	40:31.298
23	2	1:45.608	28.954	38.659	37.995	187.2	42:16.906
24	2	1:45.558	29.320	39.114	37.124	185.9	44:02.464
25	2	1:45.161	29.386	38.675	37.100	186.2	45:47.625

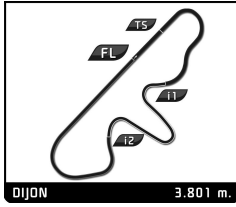
Lap	D	Time	Sector 1	Sector 2	Sector 3	T. Spd	Elapsed
<b>70</b>							
<b>Lotus Elite 1961</b>							
1. Didier VEST E2							
2. Antoine BLANC							
1	2	2:05.687	42.153	41.694	41.840		2:05.687
2	2	<b>1:50.010</b>	<b>29.573</b>	<b>39.771</b>	40.666	177.0	3:55.697
3	2	1:51.920	30.318	41.112	40.490	171.7	5:47.617
4	2	1:51.821	29.834	40.866	41.121	178.2	7:39.438
5	2	1:50.346	29.753	40.071	40.522	180.3	9:29.784
6	2	1:51.060	30.191	40.250	40.619	177.6	11:20.844
7	2	1:51.374	29.757	41.066	40.551	183.4	13:12.218
8	2	1:52.039	30.526	41.098	<b>40.415</b>	166.4	15:04.257
9	2	1:51.155	29.902	40.495	40.758	181.5	16:55.412
10	2	1:52.715	30.991	41.061	40.663	178.5	18:48.127
11	2	1:52.276	29.972	41.368	40.936	182.4	20:40.403
12	2	4:15.881 B	30.058	40.701	3:05.122	177.6	24:56.284
13	1	2:04.259	40.247	42.318	41.694	104.8	27:00.543
14	1	1:54.407	30.873	41.679	41.855	172.8	28:54.950
15	1	1:56.164	31.728	42.186	42.250	159.8	30:51.114



## THE GENTLEMEN CHALLENGE GRAND PRIX DE L'AGE D'OR RACE 2

### Sector Analysis

Lap under Red Flag											Invalidated Lap		Personal Best		Session Best		B Crossing the pit lane		
Lap	D	Time	Sector 1	Sector 2	Sector 3	T. Spd	Elapsed	Lap	D	Time	Sector 1	Sector 2	Sector 3	T. Spd	Elapsed				
<b>71</b> TVR Grantura Mk III 1963 1. Roger PELAUD F																			
1	1	2:16.230	47.669	45.632	42.929		2:16.230												
2	1	2:00.641	32.982	44.098	43.561	156.5	4:16.871												
3	1	1:59.067	32.354	44.077	42.636	157.9	6:15.938												
4	1	2:01.664	33.530	45.678	42.456	159.1	8:17.602												
5	1	1:58.844	32.566	44.052	42.226	162.2	10:16.446												
6	1	1:57.006	32.262	43.314	41.430	166.9	12:13.452												
7	1	1:55.518	31.848	42.239	41.431	159.5	14:08.970												
8	1	1:56.611	31.706	42.364	42.541	164.6	16:05.581												
9	1	1:53.037	31.038	41.425	40.574	165.1	17:58.618												
10	1	4:19.215 B	30.475	42.453	3:06.287	168.2	22:17.833												
11	1	1:59.903	38.442	40.734	40.727	107.8	24:17.736												
12	1	1:52.037	31.725	40.244	40.068	161.9	26:09.773												
13	1	1:54.014	30.027	41.792	42.195	178.5	28:03.787												
14	1	1:52.261	30.937	40.647	40.677	168.5	29:56.048												
15	1	1:54.522	30.788	42.043	41.691	173.6	31:50.570												
16	1	1:54.160	30.728	41.054	42.378	175.6	33:44.730												
17	1	1:55.474	32.634	41.115	41.725	162.9	35:40.204												
18	1	1:57.699	32.433	42.876	42.390	168.5	37:37.903												
19	1	1:53.735	30.709	41.536	41.490	178.8	39:31.638												
20	1	1:53.976	32.429	40.809	40.738	163.6	41:25.614												
21	1	1:51.296	30.798	40.360	40.138	173.6	43:16.910												
22	1	1:55.889	31.573	42.973	41.343	176.8	45:12.799												
23	1	1:56.130	31.786	43.047	41.297	172.0	47:08.929												
<b>75</b> Lotus Elite S2 1961 1. Robin ELLIS E2																			
1	1	1:55.825	38.083	39.068	38.674		1:55.825												
2	1	1:46.157	28.757	38.817	38.583	189.8	3:41.982												
3	1	1:46.731	29.401	38.587	38.743	189.5	5:28.713												
4	1	1:45.990	28.986	38.562	38.442	190.8	7:14.703												
5	1	1:47.472	29.261	38.774	39.437	177.9	9:02.175												
6	1	1:51.614	30.064	40.360	41.190	184.6	10:53.789												
7	1	1:53.420	30.264	41.473	41.683	175.3	12:47.209												
<b>78</b> Austin-Healey 100 BN1 1954 1. David COMTE E1 2. Christophe LAGUERRE																			
1	1	2:18.350	53.046	41.717	43.587		2:18.350												
2	1	2:02.551	31.665	43.459	47.427	154.7	4:20.901												
<b>87</b> TVR Grantura Mk III 1965 1. Mark ASHWORTH F																			
1	1	1:56.530	37.968	39.524	39.038		1:56.530												
2	1	1:47.381	29.625	39.011	38.745	168.5	3:43.911												
3	1	1:48.200	29.355	39.840	39.005	174.5	5:32.111												
4	1	1:47.506	29.273	39.369	38.864	173.6	7:19.617												
<b>88</b> Lister Jaguar Costin 1959 1. John SPIERS E2 2. Nigel GREENSALL																			
1	1	1:42.838	32.869	36.314	33.655		1:42.838												
2	1	1:36.957	26.877	36.285	33.795	191.2	3:19.795												
3	1	1:36.863	26.491	36.288	34.084	192.2	4:56.658												
4	1	1:38.787	26.752	37.174	34.861	190.5	6:35.445												
5	1	1:39.148	26.693	36.982	35.473	198.2	8:14.593												
6	1	1:38.180	26.526	37.223	34.431	209.7	9:52.773												
7	1	1:37.685	26.463	36.962	34.260	213.4	11:30.458												
8	1	1:39.255	27.343	37.252	34.660	208.9	13:09.713												
9	1	1:40.447	27.340	38.450	34.657	177.9	14:50.160												
10	1	1:38.324	26.510	37.494	34.320	204.5	16:28.484												
11	1	1:39.886	26.889	37.439	35.558	200.4	18:08.370												
12	1	1:40.478	27.248	37.341	35.889	197.4	19:48.848												
13	1	1:39.081	26.530	37.762	34.789	214.3	21:27.929												
14	1	4:12.446 B	26.897	37.726	3:07.823	210.1	25:40.375												
15	2	1:58.492	33.971	49.840	34.681	144.6	27:38.867												
16	2	1:37.016	26.378	37.089	33.549	206.9	29:15.883												
17	2	1:36.789	26.380	36.636	33.773	207.7	30:52.672												
18	2	1:38.372	26.780	37.269	34.323	206.1	32:31.044												
19	2	1:38.596	26.379	37.345	34.872	201.9	34:09.640												
20	2	1:38.805	27.575	37.180	34.050	202.2	35:48.445												
21	2	1:37.854	26.663	37.257	33.934	204.5	37:26.299												
22	2	1:37.062	26.262	36.747	34.053	201.9	39:03.361												
23	2	1:37.816	26.593	37.496	33.727	201.5	40:41.177												
24	2	1:37.492	26.806	37.082	33.604	206.5	42:18.669												
25	2	1:38.245	26.476	36.918	34.851	207.7	43:56.914												
26	2	1:37.009	26.099	36.679	34.231	210.1	45:33.923												
<b>94</b> Jaguar E-Type Coupe 3.8 1961 1. Georges VERQUIN E2																			
1	1	2:00.481	40.295	41.539	38.647		2:00.481												



## THE GENTLEMEN CHALLENGE GRAND PRIX DE L'AGE D'OR RACE 2

### Sector Analysis

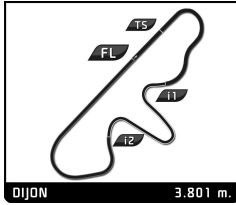
Lap under Red Flag						Invalidated Lap		Personal Best		Session Best		B Crossing the pit lane			
Lap	D	Time	Sector 1	Sector 2	Sector 3	T. Spd	Elapsed	Lap	D	Time	Sector 1	Sector 2	Sector 3	T. Spd	Elapsed
2	1	1:51.855	30.995	41.156	39.704	150.2	3:52.336	3	1	1:58.726	32.924	43.191	42.611	145.0	6:17.082
3	1	1:51.762	31.330	40.999	39.433	160.0	5:44.098	4	1	1:59.533	32.926	44.017	42.590	148.6	8:16.615
4	1	1:49.915	30.359	40.613	38.943	173.9	7:34.013	5	1	1:59.048	32.655	43.510	42.883	147.5	10:15.663
5	1	1:49.772	30.236	40.685	38.851	172.0	9:23.785	6	1	1:57.389	31.923	42.859	42.607	165.9	12:13.052
6	1	1:49.464	30.130	40.693	38.641	170.1	11:13.249	7	1	1:57.136	32.771	42.383	41.982	157.7	14:10.188
7	1	1:51.477	31.477	40.932	39.068	152.1	13:04.726	8	1	2:00.234	33.363	42.882	43.989	152.3	16:10.422
8	1	1:51.387	30.103	40.838	40.446	169.5	14:56.113	9	1	1:57.610	32.630	42.800	42.180	146.9	18:08.032
9	1	1:50.024	30.445	40.490	39.089	175.0	16:46.137	10	1	<b>1:55.365</b>	<b>31.420</b>	<b>42.047</b>	<b>41.898</b>	159.5	20:03.397
10	1	1:51.218	30.680	41.007	39.531	161.7	18:37.355	11	1	4:29.640 <b>B</b>	31.848	42.228	3:15.564	155.6	24:33.037
11	1	1:51.089	31.049	40.832	39.208	173.1	20:28.444	12	2	2:08.821	40.413	44.324	44.084	107.4	26:41.858
12	1	1:51.163	30.224	41.367	39.572	167.4	22:19.607	13	2	2:03.732	33.733	44.367	45.632	157.2	28:45.590
13	1	4:10.173 <b>B</b>	30.224	40.738	2:59.211	177.3	26:29.780	14	2	2:02.582	33.839	43.849	44.894	157.0	30:48.172
14	1	1:56.439	36.092	41.194	39.153	127.8	28:26.219	15	2	2:04.694	34.513	44.853	45.328	150.2	32:52.866
15	1	1:50.245	29.849	40.374	40.022	201.1	30:16.464	16	2	2:05.232	34.277	46.201	44.754	155.2	34:58.098
16	1	1:49.319	30.127	40.539	38.653	184.6	32:05.783	17	2	2:02.982	33.850	44.045	45.087	156.7	37:01.080
17	1	1:50.240	30.961	40.694	38.585	176.8	33:56.023	18	2	2:04.311	34.195	44.482	45.634	160.5	39:05.391
18	1	1:48.863	29.882	40.531	38.450	176.5	35:44.886	19	2	2:03.246	33.975	44.364	44.907	158.1	41:08.637
19	1	1:51.196	30.410	41.563	39.223	178.5	37:36.082	20	2	2:04.887	35.107	44.521	45.259	160.5	43:13.524
20	1	<b>1:48.661</b>	29.718	<b>40.300</b>	38.643	180.6	39:24.743	21	2	2:04.072	34.092	44.814	45.166	146.1	45:17.596
21	1	1:49.079	<b>29.597</b>	40.352	39.130	182.7	41:13.822	22	2	2:04.236	33.927	44.320	45.989	161.7	47:21.832
22	1	1:49.938	30.414	40.884	38.640	174.2	43:03.760								
23	1	1:49.091	30.209	40.465	<b>38.417</b>	172.8	44:52.851								
24	1	1:50.463	30.342	41.092	39.029	170.9	46:43.314								

126 Triumph TR3S 1959						E2	
1. Robin BUIATTI-HAZE							
1	1	2:17.695	47.200	46.674	43.821		2:17.695
2	1	2:01.282	31.926	46.648	42.708	169.5	4:18.977
3	1	1:57.509	31.616	43.328	42.565	172.5	6:16.486
4	1	1:59.442	33.079	43.445	42.918	165.1	8:15.928
5	1	1:56.060	31.532	43.077	41.451	179.7	10:11.988
6	1	1:58.408	30.710	45.090	42.608	183.4	12:10.396
7	1	1:56.632	30.938	43.258	42.436	179.7	14:07.028
8	1	1:57.947	31.095	44.702	42.150	181.8	16:04.975
9	1	1:55.587	31.096	<b>42.681</b>	41.810	182.1	18:00.562
10	1	1:56.654	31.053	43.400	42.201	182.7	19:57.216
11	1	4:24.107 <b>B</b>	31.246	43.546	3:09.315	181.2	24:21.323
12	1	2:07.330	39.560	44.543	43.227	112.9	26:28.653
13	1	1:58.531	31.396	44.591	42.544	180.3	28:27.184
14	1	<b>1:55.231</b>	30.985	42.923	<b>41.323</b>	181.5	30:22.415
15	1	1:55.405	<b>30.546</b>	42.817	42.042	184.0	32:17.820
16	1	1:57.026	31.247	43.353	42.426	181.2	34:14.846
17	1	1:56.012	30.934	42.695	42.383	180.0	36:10.858
18	1	1:56.024	30.985	43.332	41.707	181.8	38:06.882
19	1	1:58.741	32.409	43.820	42.512	171.7	40:05.623
20	1	1:57.123	31.026	43.586	42.511	182.4	42:02.746
21	1	1:57.578	31.661	43.535	42.382	178.2	44:00.324
22	1	1:57.424	31.681	43.495	42.248	182.4	45:57.748

139 Porsche 356 SC coupé 1965						F	
1. Vincent MARTIN							
2. Paul MARTIN							
1	1	2:17.859	49.452	44.862	43.545		2:17.859
2	1	2:00.497	33.129	44.509	42.859	145.4	4:18.356

400 Tojeiro Mk II 1958						E2	
1. Albert STREMINSKI							
1	1	1:58.131	39.678	40.081	<b>38.372</b>		1:58.131
2	1	<b>1:48.555</b>	<b>29.710</b>	<b>39.978</b>	38.867	163.6	3:46.686
3	1	1:50.003	30.736	40.101	39.166	171.2	5:36.689
4	1	1:51.358	30.707	40.854	39.797	168.7	7:28.047
5	1	1:53.286	31.803	41.242	40.241	156.5	9:21.333
6	1	1:51.058	30.761	40.690	39.607	161.4	11:12.391
7	1	1:52.463	31.196	41.465	39.802	156.3	13:04.854
8	1	1:52.725	30.550	41.985	40.190	169.5	14:57.579
9	1	1:50.212	30.155	40.476	39.581	174.5	16:47.791
10	1	1:51.278	30.223	40.467	40.588	163.1	18:39.069
11	1	1:51.047	30.258	40.874	39.915	157.4	20:30.116
12	1	4:18.975 <b>B</b>	30.094	40.655	3:08.226	174.8	24:49.091
13	1	2:01.295	37.856	42.354	41.085	115.1	26:50.386
14	1	1:51.447	29.904	41.299	40.244	173.6	28:41.833
15	1	1:52.159	30.491	41.349	40.319	161.7	30:33.992
16	1	1:51.735	30.647	41.872	39.216	165.9	32:25.727
17	1	1:53.267	30.923	41.895	40.449	167.4	34:18.994
18	1	1:50.621	30.373	41.095	39.153	173.4	36:09.615
19	1	1:50.991	30.550	40.868	39.573	163.9	38:00.606
20	1	1:49.583	30.018	40.811	38.754	168.7	39:50.189
21	1	1:51.542	31.095	41.522	38.925	160.0	41:41.731
22	1	1:49.746	30.074	40.775	38.897	163.1	43:31.477
23	1	1:50.247	30.050	40.880	39.317	170.6	45:21.724

557 Austin-Healey 100-4 1955						E2	
1. Philippe PETIT							
1	1	2:13.378	46.707	43.611	43.060		2:13.378
2	1	2:01.247	34.543	43.280	43.424	161.2	4:14.625
3	1	2:00.441	33.297	43.447	43.697	150.2	6:15.066
4	1	2:01.200	33.801	43.511	43.888	150.8	8:16.266



### THE GENTLEMEN CHALLENGE GRAND PRIX DE L'AGE D'OR RACE 2

#### Sector Analysis

Lap	D	Time	Sector 1	Sector 2	Sector 3	T. Spd	Elapsed	Lap	D	Time	Sector 1	Sector 2	Sector 3	T. Spd	Elapsed
5	1	<b>1:58.201</b>	32.373	42.831	<b>42.997</b>	157.0	10:14.467								
6	1	1:59.046	32.266	43.691	43.089	171.2	12:13.513								
7	1	1:58.973	33.165	<b>42.796</b>	43.012	157.7	14:12.486								
8	1	1:59.513	32.884	43.238	43.391	151.3	16:11.999								
9	1	1:59.029	32.422	43.313	43.294	155.4	18:11.028								
10	1	4:18.913 <b>B</b>	<b>32.174</b>	43.159	3:03.580	159.1	22:29.941								
11	1	2:07.159	39.211	44.021	43.927	117.0	24:37.100								
12	1	2:16.357	33.858	57.751	44.748	150.8	26:53.457								
13	1	2:00.436	32.905	43.833	43.698	164.9	28:53.893								
14	1	2:02.396	34.465	44.229	43.702	151.0	30:56.289								
15	1	2:03.893	35.234	44.379	44.280	151.3	33:00.182								
16	1	2:01.168	33.154	43.913	44.101	162.4	35:01.350								
17	1	2:00.853	33.172	43.457	44.224	153.6	37:02.203								

904		Porsche 904/6 Carrera GTS 1964				
		1. Stephan KOENIG		F		
		2. Philipp KOENIG				
1	2	1:45.153	33.410	37.213	<b>34.530</b>	1:45.153
2	2	<b>1:38.371</b>	26.846	<b>36.378</b>	35.147	203.0
3	2	1:40.719	27.796	37.300	35.623	184.9
4	2	1:41.863	27.504	37.679	36.680	203.4
5	2	1:41.420	27.374	38.053	35.993	202.2
6	2	1:42.864	27.447	38.370	37.047	198.9
7	2	1:40.743	27.158	37.800	35.785	206.1
8	2	1:41.270	28.068	37.523	35.679	186.2
9	2	1:41.736	28.445	37.649	35.642	193.5
10	2	1:42.321	28.194	38.257	35.870	189.1
11	2	1:41.401	28.233	37.432	35.736	186.9
12	2	1:42.722	28.628	37.420	36.674	179.1
13	2	1:41.663	27.494	37.972	36.197	193.5
14	2	1:40.764	27.549	37.874	35.341	190.1
15	2	3:55.430 <b>B</b>	27.947	37.602	2:49.881	196.4
16	1	1:50.759	36.692	38.001	36.066	136.0
17	1	1:39.497	<b>26.739</b>	37.210	35.548	209.3
18	1	1:40.416	27.113	37.822	35.481	199.6
19	1	1:41.689	28.870	37.109	35.710	184.9
20	1	1:39.589	26.926	37.495	35.168	210.1
21	1	1:41.365	27.935	37.613	35.817	187.2
22	1	1:39.875	27.050	37.709	35.116	202.2
23	1	1:40.212	26.879	37.398	35.935	205.3
24	1	1:42.778	29.183	37.536	36.059	186.5
25	1	1:44.546	29.706	38.152	36.688	177.3
26	1	1:46.872	30.374	39.031	37.467	179.1