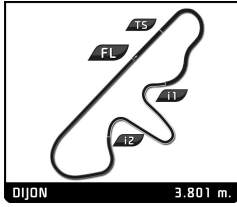


THE GENTLEMEN CHALLENGE GRAND PRIX DE L'AGE D'OR QUALIFYING

Sector Analysis

Lap under Red Flag							Invalidated Lap		Personal Best		Session Best		B Crossing the pit lane			
Lap	D	Time	Sector 1	Sector 2	Sector 3	T. Spd	Elapsed	Lap	D	Time	Sector 1	Sector 2	Sector 3	T. Spd	Elapsed	
2	Aston Martin DB2/4 Bertone Competition Spider 1953 1. Heinz STAMM							E1	8	1	1:35.309	26.114	34.649	34.546	202.6	14:12.760
	9	1	4:04.157	B	27.865	38.139	2:58.153	194.6	18:16.917							
	10	1	1:50.244	37.226	38.211	34.807	106.6	20:07.161								
	11	1	1:37.580	27.179	35.828	34.573	200.4	21:44.741								
	12	1	1:38.580	27.905	36.494	34.181	187.8	23:23.321								
	13	1	1:36.705	25.994	35.783	34.928	204.2	25:00.026								
	14	1	1:36.413	27.513	34.916	33.984	197.1	26:36.439								
7	Jaguar XK140 Coupe 1956 1. Alain de GLEN 2. Louis de GLEN							E2	1	1	2:07.439	52.865	39.115	35.459	2:07.439	
	2	1	1:38.975	27.289	37.550	34.136	34.795	3:46.414								
	3	1	1:41.799	30.192	36.767	34.840	5:28.213									
	4	1	1:40.436	27.053	38.098	35.285	7:08.649									
	5	1	1:37.406	27.204	36.000	34.202	8:46.055									
	6	1	1:37.170	26.523	35.908	34.739	10:23.225									
	7	1	1:38.530	26.386	36.857	35.287	12:01.755									
	8	1	3:11.303	B	28.295	39.310	2:03.698	15:13.058								
	9	1	1:46.943	34.447	37.701	34.795	17:00.001									
	10	1	1:40.761	27.914	37.541	35.306	18:40.762									
	11	1	1:39.018	27.372	37.461	34.185	20:19.780									
	12	1	1:39.117	27.130	37.743	34.244	21:58.897									
	13	1	1:42.634	28.985	38.031	35.618	23:41.531									
	14	1	1:38.322	26.955	36.693	34.674	25:19.853									
	15	1	1:39.263	26.631	38.021	34.611	26:59.116									
	16	1	1:39.698	27.329	37.159	35.210	28:38.814									
	17	1	1:40.140	26.929	38.243	34.968	30:18.954									
10	Alfa Romeo Giulietta SZ Coda Tronca 1965 1. Roberto TURRIZIANI							F	1	1	1:55.632	39.963	38.920	36.749	130.4	1:55.632
	2	1	1:43.645	29.169	39.111	35.365	148.6	3:39.277								
	3	1	1:46.161	30.155	40.559	35.447	158.4	5:25.438								
	4	1	1:43.134	28.030	39.594	35.510	169.5	7:08.572								
	5	1	1:41.147	28.175	37.219	35.753	168.7	8:49.719								
	6	1	3:21.016	B	29.030	37.709	2:14.277	175.0	12:10.735							
	7	1	1:50.281	36.735	37.710	35.836	138.1	14:01.016								
	8	1	1:41.784	28.129	37.214	36.441	174.5	15:42.800								
	9	1	1:43.825	29.355	38.532	35.938	173.1	17:26.625								
	10	1	1:41.627	28.340	38.052	35.235	180.3	19:08.252								
16	Lotus 15 1960 1. Serge KRIKNOFF							E2	1	1	2:43.535	1:20.580	41.855	41.100	103.8	2:43.535
	2	1	1:51.500	29.913	41.264	40.323	174.2	4:35.035								
	3	1	1:52.851	30.148	42.137	40.566	6:27.886									
	4	1	1:50.808	30.261	40.399	40.148	161.0	8:18.694								
	5	1	1:49.152	29.300	40.932	38.920	10:07.846									
	6	1	1:51.513	29.752	40.997	40.764	11:59.359									
	7	1	1:50.522	29.806	41.613	39.103	177.6	13:49.881								
	8	1	1:53.519	31.250	42.050	40.219	163.1	15:43.400								
	9	1	1:53.364	31.374	41.044	40.946	167.4	17:36.764								
	10	1	1:52.562	30.249	41.483	40.830	170.9	19:29.326								
17	Lister Knobbly Chevrolet 1958 1. Luc-Pierre VERQUIN							E2	1	1	1:55.632	39.963	38.920	36.749	130.4	1:55.632
	2	1	1:43.645	29.169	39.111	35.365	148.6	3:39.277								
	3	1	1:46.161	30.155	40.559	35.447	158.4	5:25.438								
	4	1	1:43.134	28.030	39.594	35.510	169.5	7:08.572								
	5	1	1:41.147	28.175	37.219	35.753	168.7	8:49.719								
	6	1	3:21.016	B	29.030	37.709	2:14.277	175.0	12:10.735							
	7	1	1:50.281	36.735	37.710	35.836	138.1	14:01.016								
	8	1	1:41.784	28.129	37.214	36.441	174.5	15:42.800								
	9	1	1:43.825	29.355	38.532	35.938	173.1	17:26.625								
	10	1	1:41.627	28.340	38.052	35.235	180.3	19:08.252								
18	Lister Jaguar Knobbly 1959 1. Saif ASSAM 2. Phil KEEN							E2	1	1	2:43.535	1:20.580	41.855	41.100	103.8	2:43.535
	2	1	1:51.500	29.913	41.264	40.323	174.2	4:35.035								
	3	1	1:52.851	30.148	42.137	40.566	6:27.886									
	4	1	1:50.808	30.261	40.399	40.148	161.0	8:18.694								
	5	1	1:49.152	29.300	40.932	38.920	10:07.846									
	6	1	1:51.513	29.752	40.997	40.764	11:59.359									
	7	1	1:50.522	29.806	41.613	39.103	177.6	13:49.881								
	8	1	1:53.519	31.250	42.050	40.219	163.1	15:43.400								
	9	1	1:53.364	31.374	41.044	40.946	167.4	17:36.764								
	10	1	1:52.562	30.249	41.483	40.830	170.9	19:29.326								
19	Lotus XI 1500 1956 1. Christian ODIN							E1	1	1	2:43.535	1:20.580	41.855	41.100	103.8	2:43.535
	2	1	1:51.500	29.913	41.264	40.323	174.2	4:35.035								
	3	1	1:52.851	30.148	42.137	40.566	6:27.886									
	4	1	1:50.808	30.261	40.399	40.148	161.0	8:18.694								
	5	1	1:49.152	29.300	40.932	38.920	10:07.846									
	6	1	1:51.513	29.752	40.997	40.764	11:59.359									
	7	1	1:50.522	29.806	41.613	39.103	177.6	13:49.881								
	8	1	1:53.519	31.250	42.050	40.219	163.1	15:43.400								
	9	1	1:53.364	31.374	41.044	40.946	167.4	17:36.764								
	10	1	1:52.562	30.249	41.483	40.830	170.9	19:29.326								



THE GENTLEMEN CHALLENGE GRAND PRIX DE L'AGE D'OR QUALIFYING

Sector Analysis

Lap under Red Flag Invalidated Lap Personal Best Session Best Crossing the pit lane

Lap	D	Time	Sector 1	Sector 2	Sector 3	T. Spd	Elapsed	Lap	D	Time	Sector 1	Sector 2	Sector 3	T. Spd	Elapsed
11	1	1:50.029	29.850	40.236	39.943		21:19.355	8	1	2:01.259	39.398	41.407	40.454	103.1	20:02.044
12	1	1:51.616	29.858	41.049	40.709	165.9	23:10.971	9	1	1:52.991	31.338	41.461	40.192	169.0	21:55.035
13	1	1:52.122	30.203	41.282	40.637		25:03.093	10	1	1:55.981	32.193	43.498	40.290		23:51.016
14	1	1:55.657	29.874	41.519	44.264	161.7	26:58.750	11	1	1:53.330	31.749	41.930	39.651	164.9	25:44.346
15	1	2:02.736	33.153	46.480	43.103	131.1	29:01.486	12	1	1:51.634	31.049	40.201	40.384	165.1	27:35.980
16	1	1:54.400	30.895	43.102	40.403		30:55.886	13	1	1:51.359	31.707	41.235	38.417	172.0	29:27.339

22 Lotus XI 1500 1956		1. Jean-Pascal CUEREL		E1			
1	1	2:09.472	52.197	39.481	37.794	112.4	2:09.472
2	1	1:42.977	28.384	37.826	36.767	177.6	3:52.449
3	1	1:46.016	28.543	40.286	37.187	173.4	5:38.465
4	1	1:44.500	29.125	37.937	37.438	175.6	7:22.965
5	1	3:56.776 B	29.185	39.845	2:47.746	180.6	11:19.741
6	1	1:58.792	40.761	40.437	37.594	113.1	13:18.533
7	1	1:43.316	28.360	37.966	36.990	199.6	15:01.849
8	1	1:43.288	28.734	37.822	36.732	188.8	16:45.137
9	1	1:43.538	28.778	37.569	37.191	187.5	18:28.675
10	1	1:44.532	29.265	37.715	37.552	181.2	20:13.207
11	1	1:44.326	29.123	37.830	37.373	188.5	21:57.533
12	1	1:46.327	29.915	39.032	37.380	184.3	23:43.860
13	1	1:45.205	28.926	37.761	38.518	197.4	25:29.065
14	1	1:43.407	29.063	37.658	36.686	198.5	27:12.472
15	1	1:43.346	28.393	37.701	37.252	204.9	28:55.818
16	1	1:43.070	28.154	37.953	36.963	203.0	30:38.888

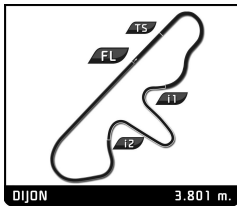
25 MG A 1600 Twin Cam 1959		1. Olivier MAZOYER		E2			
1	1	3:10.275	1:42.970	44.824	42.481	101.9	3:10.275
2	1	1:56.420	33.398	40.872	42.150	144.4	5:06.695
3	1	1:53.743	32.253	40.120	41.370	146.5	7:00.438
4	1	1:55.144	32.664	40.655	41.825	162.9	8:55.582
5	1	1:57.378	33.736	40.785	42.857	144.6	10:52.960
6	1	1:53.377	32.080	40.115	41.176	154.1	12:46.331
7	1	1:55.779	33.445	40.025	42.309	149.0	14:42.110
8	1	1:55.720	32.612	41.559	41.549	150.6	16:37.830
9	1	1:56.019	34.004	41.005	41.010	155.2	18:33.849
10	1	1:54.639	32.365	41.113	41.161	157.2	20:28.488
11	1	1:54.198	32.590	40.420	41.188	157.7	22:22.686
12	1	2:08.425	32.863	47.119	48.443	151.5	24:31.111
13	1	1:59.039	34.188	41.888	42.963	143.6	26:30.150
14	1	1:54.533	32.736	40.454	41.343	150.2	28:24.683
15	1	1:56.364	32.064	43.290	41.010	165.9	30:21.047

26 Lister Jaguar Knobbly 1960		1. Jacques SANDOZ		E2			
1	1	2:46.420	1:26.074	41.365	38.981	114.8	2:46.420
2	1	1:52.537	31.767	42.108	38.662	143.6	4:38.957
3	1	1:53.686	32.338	43.070	38.278	145.6	6:32.643
4	1	1:55.086	33.482	42.532	39.072		8:27.729
5	1	1:57.597	34.852	42.074	40.671		10:25.326
6	1	1:55.282	32.606	42.805	39.871	159.5	12:20.608
7	1	5:40.177 B	32.334	41.405	4:26.438	154.9	18:00.785

27 Triumph TR3 1961		1. Nicolas CHALANSET		E2			
1	1	3:20.327	1:51.179	44.419	44.729	84.6	3:20.327
2	1	1:59.883	32.912	42.193	44.778	155.4	5:20.210
3	1	1:59.950	32.479	43.448	44.023	159.8	7:20.160
4	1	2:01.137	33.300	42.804	45.033	152.3	9:21.297
5	1	2:01.228	32.858	44.087	44.283	153.2	11:22.525
6	1	1:57.730	31.619	41.376	44.735	164.1	13:20.255
7	1	2:01.041	33.050	42.724	45.267	148.4	15:21.296
8	1	1:59.988	32.205	42.509	45.274	163.4	17:21.284
9	1	2:00.237	32.718	42.492	45.027	151.7	19:21.521
10	1	2:03.090	32.445	45.293	45.352	157.4	21:24.611
11	1	7:10.776 B	32.688	42.754	5:55.334	151.7	28:35.387
12	1	2:07.351	40.335	42.756	44.260	105.6	30:42.738

29 Jaguar D-Type 1955		1. Pierre-Antoine LHOTE		E1			
1	1	3:34.937	2:07.256	44.958	42.723	103.7	3:34.937
2	1	2:02.009	33.721	46.509	41.779	147.9	5:36.946
3	1	1:55.903	33.533	42.981	39.389	139.0	7:32.849
4	1	1:57.964	33.300	42.973	41.691	145.6	9:30.813
5	1	1:57.399	32.648	44.553	40.198	145.7	11:28.212
6	1	1:55.441	32.100	43.525	39.816	152.1	13:23.653
7	1	8:31.753 B	31.615	45.148	7:14.990	157.7	21:55.406
8	1	2:08.816	43.549	44.615	40.652	106.9	24:04.222
9	1	1:53.375	31.210	42.568	39.597	156.3	25:57.597
10	1	1:53.316	31.188	42.313	39.815	168.0	27:50.913
11	1	1:52.122	31.753	41.463	38.906	153.2	29:43.035
12	1	1:51.720	31.153	41.530	39.037	158.1	31:34.755

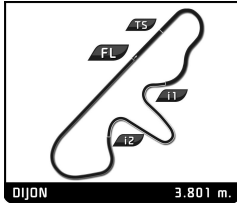
30 Porsche 356 (B) S 75 Hardtop-Coupé T 5 1961		1. Agathe JULLY		2. Pierre JULLY		E2	
1	1	3:06.052	1:32.623	47.269	46.160		3:06.052
2	1	2:06.395	36.276	45.898	44.221	153.6	5:12.447
3	1	2:05.050	35.267	45.813	43.970	155.6	7:17.497
4	1	2:01.733	33.924	44.247	43.562		9:19.230
5	1	2:00.919	34.322	44.049	42.548		11:20.149
6	1	2:00.006	35.594	42.369	42.043		13:20.155
7	1	3:57.268 B	32.458	42.930	2:41.880		17:17.423
8	2	2:20.792	46.554	47.455	46.783		19:38.215
9	2	2:07.032	35.175	45.327	46.530		21:45.247
10	2	2:06.741	34.794	45.386	46.561		23:51.988
11	2	2:04.327	34.850	44.962	44.515		25:56.315
12	2	2:00.856	33.644	43.688	43.524	153.0	27:57.171
13	2	2:00.604	34.229	42.652	43.723	151.5	29:57.775



THE GENTLEMEN CHALLENGE GRAND PRIX DE L'AGE D'OR QUALIFYING

Sector Analysis

Lap under Red Flag											Invalidated Lap	Personal Best	Session Best	B Crossing the pit lane									
Lap	D	Time	Sector 1	Sector 2	Sector 3	T. Spd	Elapsed	Lap	D	Time	Sector 1	Sector 2	Sector 3	T. Spd	Elapsed								
31 Porsche 356 (C) Coupé 1963																							
1. Marc JULLY F																							
2. Edouard DEGUEMP																							
1	2	3:07.078	1:37.017	46.518	43.543	102.3	3:07.078	11	1	1:38.049	27.471	36.299	34.279		18:33.451								
2	2	1:59.682	33.672	43.139	42.871	147.5	5:06.760	12	1	1:38.487	26.565	36.841	35.081		20:11.938								
3	2	1:59.464	33.643	43.169	42.652	144.8	7:06.224	13	1	1:38.506	26.564	36.997	34.945		21:50.444								
4	2	1:56.953	33.550	42.298	41.105	141.9	9:03.177	14	1	1:41.146	28.624	37.721	34.801		23:31.590								
5	2	1:56.719	32.328	42.772	41.619	151.5	10:59.896	15	1	1:38.406	27.123	36.985	34.298		25:09.996								
6	2	1:56.438	32.539	42.528	41.371		12:56.334	16	1	1:39.535	28.044	36.606	34.885		26:49.531								
7	2	3:47.915 B	31.933	43.122	2:32.860	157.0	16:44.249	17	1	1:39.731	26.180	38.691	34.860		28:29.262								
8	1	2:01.253	38.691	41.107	41.455	105.8	18:45.502	18	1	1:57.593	26.702	53.936	36.955		30:26.855								
9	1	1:51.083	30.339	40.373	40.371	166.2	20:36.585	51 Deep Sanderson 301 1961															
10	1	1:50.232	29.857	40.163	40.212		22:26.817	1. David JONES F															
11	1	1:51.585	29.976	40.970	40.639	170.1	24:18.402	2. Jonnie KENT															
12	1	1:49.959	29.705	40.026	40.228	168.7	26:08.361	1	1	3:09.106	1:35.308	50.235	43.563		3:09.106								
13	1	1:49.916	29.659	39.983	40.274		27:58.277	2	1	2:13.112	35.508	49.823	47.781		5:22.218								
14	1	1:50.643	30.096	40.161	40.386	173.1	29:48.920	3	1	2:12.132	35.768	50.093	46.271		7:34.350								
15	1	1:49.676	29.588	39.876	40.212		31:38.596	4	1	2:05.660	34.918	46.255	44.487		9:40.010								
41 MG EX182 1956																							
1. Arnaud LEGRAND E2																							
2. Aymeric SIMON																							
1	2	3:38.350	1:53.176	50.992	54.182	87.2	3:38.350	5	1	2:11.317	37.034	46.971	47.312		11:51.327								
2	2	2:23.844	38.990	51.979	52.875	129.0	6:02.194	6	1	2:06.319	36.102	46.576	43.641		13:57.646								
3	2	2:22.315	38.275	50.819	53.221	130.0	8:24.509	7	1	3:58.554 B	34.905	45.191	2:38.458		17:56.200								
4	2	2:22.105	38.427	51.114	52.564	124.9	10:46.614	8	2	2:07.645	40.894	43.752	42.999		20:03.845								
5	2	2:21.381	37.581	50.853	52.947	129.5	13:07.995	9	2	1:58.329	32.336	43.421	42.572		22:02.174								
6	2	2:20.306	37.066	49.892	53.348	131.5	15:28.301	10	2	1:58.199	32.344	43.038	42.817		24:00.373								
7	2	2:19.941	36.682	49.415	53.844	131.9	17:48.242	11	2	1:57.070	31.380	43.782	41.908		25:57.443								
8	2	4:13.552 B	36.052	48.337	2:49.163	131.7	22:01.794	12	2	2:00.070	32.996	44.183	42.891		27:57.513								
9	1	2:35.128	47.295	52.691	55.142	91.1	24:36.922	57 Morgan SLR 1965															
10	1	2:23.695	39.057	50.967	53.671	129.7	27:00.617	1. John EMBERSON F															
11	1	2:22.814	37.730	51.626	53.458	132.8	29:23.431	1	1	2:06.137	46.435	41.579	38.123	118.7	2:06.137								
12	1	2:26.630	39.262	51.898	55.470	132.7	31:50.061	2	1	1:44.074	28.234	38.667	37.173		3:50.211								
44 Allard J2 1951																							
1. Michel GROSFILLIER E1																							
1	1	2:51.315	1:32.371	40.287	38.657	94.2	2:51.315	3	1	1:47.178	28.701	41.035	37.442	190.1	5:37.389								
2	1	1:49.824	30.905	40.102	38.817	153.8	4:41.139	4	1	1:46.167	28.201	39.704	38.262	177.0	7:23.556								
3	1	1:50.529	31.699	40.278	38.552	149.2	6:31.668	5	1	1:46.685	29.270	39.990	37.425	184.3	9:10.241								
46 Bizzarrini 5300 GT 1965																							
1. Volker HICHERT F																							
1	1	1:58.864	46.539	37.372	34.953		1:58.864	6	1	1:42.425	28.046	37.863	36.516		10:52.666								
2	1	1:38.037	27.398	36.234	34.405		3:36.901	7	1	1:45.041	29.018	38.846	37.177	190.8	12:37.707								
3	1	1:38.766	27.892	36.062	34.812		5:15.667	8	1	1:41.547	27.468	37.384	36.695		14:19.254								
4	1	1:41.119	28.736	37.500	34.883		6:56.786	9	1	1:42.836	27.838	38.066	36.932		16:02.090								
5	1	1:37.136	26.968	35.871	34.297		8:33.922	10	1	3:49.072 B	28.423	38.194	2:42.455	179.4	19:51.162								
6	1	1:41.544	28.863	37.687	34.994		10:15.466	11	1	1:53.913	37.601	37.789	38.523	124.0	21:45.075								
7	1	1:40.050	27.629	36.706	35.715		11:55.516	59 Triumph TR3 A Hardtop 1961															
8	1	1:40.235	28.082	36.759	35.394		13:35.751	1. Grégoire ANDRIEUX E2															
9	1	1:42.326	27.146	37.314	37.866		15:18.077	1	1	3:41.235	2:05.724	47.671	47.840		3:41.235								
10	1	1:37.325	27.005	36.147	34.173		16:55.402	2	1	2:10.654	36.761	46.464	47.429		5:51.889								
60 Porsche 904 Carrera GTS 1964																							
1. Peter VÖGELE F																							
1	1	2:19.279	59.274	41.725	38.280	117.8	2:19.279	3	1	2:05.793	34.215	44.640	46.938		7:57.682								
2	1	1:46.006	29.193	39.475	37.338	211.4	4:05.285	4	1	2:07.037	33.939	45.841	47.257		10:04.719								
3	1	1:45.712	28.834	38.559	38.319	173.1	5:50.997	60 Porsche 904 Carrera GTS 1964															
4	1	1:46.126	30.070	38.664	37.392	169.8	7:37.123	1. Peter VÖGELE F															
5	1	1:50.183	30.400	41.876	37.907	162.9	9:27.306	1	1	2:19.279	59.274	41.725	38.280	117.8	2:19.279								
6	1	1:46.959	29.370	39.912	37.677	184.6	11:14.265	2	1	1:46.006	29.193	39.475	37.338	211.4	4:05.285								



THE GENTLEMEN CHALLENGE GRAND PRIX DE L'AGE D'OR QUALIFYING

Sector Analysis

Lap under Red Flag Invalidated Lap Personal Best Session Best B Crossing the pit lane

Lap	D	Time	Sector 1	Sector 2	Sector 3	T. Spd	Elapsed	Lap	D	Time	Sector 1	Sector 2	Sector 3	T. Spd	Elapsed	
7	1	3:14.968	B	29.135	38.568	2:07.265	174.2	14:29.233	6	1	1:49.337	33.169	39.313	36.855	11:04.138	
8	1	1:54.213		38.632	38.409	37.172	114.8	16:23.446	7	1	3:17.118	B	28.946	37.830	2:10.342	14:21.256
9	1	1:44.224		29.010	38.072	37.142	180.0	18:07.670	8	2	1:59.317		39.494	41.290	38.533	16:20.573
10	1	1:46.444		29.719	38.788	37.937	181.5	19:54.114	9	2	1:45.280		30.256	37.988	37.036	18:05.853
11	1	1:51.951		28.797	39.962	43.192	189.8	21:46.065	10	2	1:44.055		29.467	37.563	37.025	19:49.908
12	1	1:51.054		31.245	40.856	38.953	155.8	23:37.119	11	2	1:45.544		28.035	39.003	38.506	21:35.452
13	1	1:47.749		29.548	39.426	38.775	187.8	25:24.868	12	2	1:43.295		27.935	37.220	38.140	23:18.747
14	1	1:45.086		29.448	38.386	37.252	182.1	27:09.954	13	2	3:09.520	B	28.799	39.540	2:01.181	26:28.267
15	1	1:47.958		29.281	40.051	38.626	187.5	28:57.912	14	2	1:48.408		34.798	37.006	36.604	28:16.675
16	1	1:51.988		31.537	42.836	37.615	161.0	30:49.900	15	2	1:40.867		28.650	36.464	35.753	29:57.542
									16	2	1:39.498		27.106	36.607	35.785	31:37.040

61		Maserati Tipo 61 Birdcage 1960		E2			
		1. Guillermo FIERRO					
1	1	3:12.699	1:54.375	39.581	38.743	116.9	3:12.699
2	1	1:44.621	29.810	39.296	35.515	201.9	4:57.320
3	1	1:38.029	26.926	36.339	34.764	213.4	6:35.349
4	1	1:40.584	28.338	36.653	35.593	205.3	8:15.933
5	1	1:40.176	27.454	37.045	35.677	211.8	9:56.109
6	1	1:40.455	27.206	36.959	36.290	215.1	11:36.564
7	1	1:41.339	27.134	38.368	35.837	224.1	13:17.903
8	1	1:40.279	27.314	36.677	36.288	208.5	14:58.182
9	1	1:40.492	27.591	37.502	35.399	205.7	16:38.674
10	1	1:38.334	26.866	36.540	34.928	209.3	18:17.008
11	1	1:41.019	27.177	37.500	36.342	208.9	19:58.027
12	1	1:43.391	26.770	37.324	39.297	216.4	21:41.418
13	1	1:41.898	29.894	37.511	34.493	197.4	23:23.316
14	1	1:40.180	26.737	37.830	35.613	206.1	25:03.496
15	1	1:38.209	27.278	36.106	34.825	209.7	26:41.705
16	1	1:38.046	26.584	35.985	35.477	210.5	28:19.751
17	1	1:38.353	27.321	36.159	34.873	210.5	29:58.104

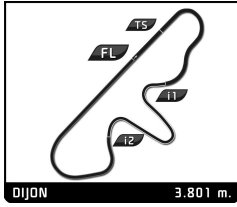
63		Jaguar E-Type 3.8 1961		E2				
		1. Norbert SCHMITZ-KOEP						
		2. Will NUTHALL						
1	1	3:16.810	1:46.946	45.934	43.930		3:16.810	
2	1	1:56.912	33.012	42.368	41.532		5:13.722	
3	1	1:56.384	34.133	41.729	40.522		7:10.106	
4	1	1:56.370	33.064	42.110	41.196		9:06.476	
5	1	1:58.023	33.746	41.889	42.388		11:04.499	
6	1	1:58.160	34.015	42.095	42.050		13:02.659	
7	1	3:30.537	B	34.574	43.257	2:12.706	138.3	16:33.196
8	2	1:55.271		36.993	39.720	38.558		18:28.467
9	2	1:47.029		29.771	39.339	37.919	169.3	20:15.496
10	2	1:47.535		29.717	40.000	37.818	168.5	22:03.031
11	2	1:46.507		29.398	38.590	38.519	168.2	23:49.538
12	2	1:46.997		29.903	39.131	37.963		25:36.535

64		Alfa Romeo Giulia TZ2 1965		F			
		1. Alain VÖGELE					
		2. Yves VÖGELE					
1	1	2:07.221	48.066	40.849	38.306		2:07.221
2	1	1:45.027	28.827	38.890	37.310		3:52.248
3	1	1:49.855	29.432	40.888	39.535		5:42.103
4	1	1:45.261	29.735	38.023	37.503		7:27.364
5	1	1:47.437	30.947	38.265	38.225		9:14.801

67		MG B 1965		F				
		1. Jean LEGRAS						
		2. Diane LEGRAS						
1	1	3:15.878	1:45.014	45.978	44.886	104.5	3:15.878	
2	1	1:57.621	32.599	43.194	41.828	146.9	5:13.499	
3	1	2:04.282	34.814	46.980	42.488	147.5	7:17.781	
4	1	1:56.713	32.558	42.550	41.605	153.6	9:14.494	
5	1	1:57.235	32.980	43.355	40.900	159.1	11:11.729	
6	1	1:53.928	30.861	42.180	40.887	167.4	13:05.657	
7	1	1:56.823	31.885	43.413	41.525	160.0	15:02.480	
8	1	1:52.610	30.514	41.226	40.870	172.8	16:55.090	
9	1	5:20.184	B	30.790	41.971	4:07.423	164.4	22:15.274
10	2	2:17.591	43.928	48.142	45.521	103.6	24:32.865	
11	2	2:06.190	35.074	45.657	45.459	144.0	26:39.055	
12	2	2:06.087	35.131	46.486	44.470	138.8	28:45.142	
13	2	2:05.897	34.636	46.468	44.793	149.8	30:51.039	

69		Porsche 904/6 Carrera GTS 1965		F				
		1. Mr JOHN OF B						
		2. GUITTARD Thibaud						
1	1	3:31.700	2:11.199	41.967	38.534	98.5	3:31.700	
2	1	1:45.947	29.698	38.461	37.788	168.5	5:17.647	
3	1	1:46.306	30.509	38.610	37.187	165.4	7:03.953	
4	1	1:44.376	29.182	38.189	37.005	175.6	8:48.329	
5	1	1:42.105	28.342	37.374	36.389	187.8	10:30.434	
6	1	3:55.460	B	28.616	38.316	2:48.528	189.1	14:25.894
7	2	1:54.429	37.648	39.447	37.334	120.9	16:20.323	
8	2	1:45.226	29.375	38.199	37.652	166.9	18:05.549	
9	2	1:43.711	29.288	37.565	36.858	181.8	19:49.260	
10	2	1:47.170	29.743	39.883	37.544	173.6	21:36.430	
11	2	1:42.688	28.676	37.571	36.441	175.0	23:19.118	
12	2	1:42.923	27.992	38.091	36.840	187.5	25:02.041	
13	2	1:44.746	28.422	39.147	37.177	201.9	26:46.787	
14	2	1:45.786	28.315	40.133	37.338	188.2	28:32.573	
15	2	1:44.319	28.078	38.748	37.493	191.2	30:16.892	

70		Lotus Elite 1961		E2			
		1. Didier VEST					
		2. Antoine BLANC					
1	2	2:43.966	1:21.990	40.874	41.102	107.0	2:43.966
2	2	1:51.548	30.029	41.142	40.377	176.8	4:35.514
3	2	1:51.878	30.392	40.628	40.858	180.9	6:27.392
4	2	1:50.015	29.527	39.727	40.761	182.4	8:17.407
5	2	1:50.522	29.319	40.771	40.432	184.0	10:07.929



THE GENTLEMEN CHALLENGE GRAND PRIX DE L'AGE D'OR QUALIFYING

Sector Analysis

Lap under Red Flag Invalidated Lap Personal Best Session Best Crossing the pit lane

Lap	D	Time	Sector 1	Sector 2	Sector 3	T. Spd	Elapsed	Lap	D	Time	Sector 1	Sector 2	Sector 3	T. Spd	Elapsed
6	2	1:51.882	30.894	40.010	40.978	174.2	11:59.811	5	1	1:54.298	31.333	41.195	41.770		10:12.370
7	2	3:19.667 B	30.377	41.181	2:08.109	177.0	15:19.478	6	1	1:55.357	31.015	40.993	43.349	173.6	12:07.727
8	1	2:07.833	42.148	43.212	42.473	101.3	17:27.311	7	1	4:30.772 B	32.207	42.467	3:16.098	146.5	16:38.499
9	1	1:56.855	32.126	42.547	42.182	175.3	19:24.166	8	2	2:24.850	47.914	49.023	47.913	94.7	19:03.349
10	1	1:55.797	31.877	42.183	41.737	149.2	21:19.963	9	2	2:08.591	37.204	45.298	46.089	134.7	21:11.940
11	1	1:55.995	31.221	42.754	42.020	164.1	23:15.958	10	2	2:09.640	34.653	47.161	47.826		23:21.580
12	1	1:54.649	30.862	42.427	41.360	177.3	25:10.607	11	2	2:08.741	35.665	45.824	47.252	142.5	25:30.321
13	1	1:53.728	31.037	41.355	41.336	173.1	27:04.335	12	2	2:06.323	34.930	45.493	45.900	154.3	27:36.644
14	1	1:55.408	31.476	41.898	42.034	175.3	28:59.743	13	2	2:07.049	36.854	44.538	45.657	130.8	29:43.693
15	1	1:55.919	31.595	42.504	41.820	176.8	30:55.662	14	2	2:07.212	36.127	44.905	46.180	140.1	31:50.905

71		TVR Grantura Mk III 1963		1.Roger PELAUD		F	
1	1	3:29.788	1:59.562	44.940	45.286	102.6	3:29.788
2	1	2:06.204	35.894	44.358	45.952	134.0	5:35.992
3	1	2:03.853	37.316	42.616	43.921	134.0	7:39.845
4	1	2:00.634	35.137	42.208	43.289	143.4	9:40.479
5	1	2:01.978	35.136	44.153	42.689	159.1	11:42.457
6	1	1:58.766	33.024	42.579	43.163	154.9	13:41.223
7	1	1:58.633	32.546	42.030	44.057	160.7	15:39.856
8	1	2:02.164	35.874	42.649	43.641	145.4	17:42.020
9	1	1:56.994	32.547	41.472	42.975	162.9	19:39.014
10	1	2:01.403	34.836	42.288	44.279	149.4	21:40.417
11	1	2:00.207	33.605	43.114	43.488	155.2	23:40.624
12	1	1:58.621	32.944	41.872	43.805	154.5	25:39.245
13	1	1:57.076	31.225	41.347	44.504	166.4	27:36.321
14	1	1:57.745	33.319	41.166	43.260	148.1	29:34.066
15	1	1:57.591	31.569	42.312	43.710	161.2	31:31.657

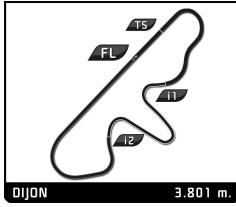
75		Lotus Elite S2 1961		1.Robin ELLIS		E2	
1	1	2:28.322	1:08.796	40.166	39.360	95.2	2:28.322
2	1	1:46.040	29.520	38.819	37.701	176.8	4:14.362
3	1	1:45.176	28.032	38.641	38.503	190.8	5:59.538
4	1	3:50.538 B	29.913	38.722	2:41.903	198.2	9:50.076
5	1	1:56.795	35.401	39.883	41.511	123.9	11:46.871
6	1	1:45.301	28.661	38.595	38.045	196.0	13:32.172
7	1	1:47.332	28.617	39.023	39.692	192.5	15:19.504
8	1	1:44.205	28.579	38.101	37.525	197.4	17:03.709
9	1	1:44.087	27.948	38.050	38.089	198.9	18:47.796
10	1	1:43.931	28.273	37.856	37.802	197.1	20:31.727
11	1	1:45.056	28.987	38.208	37.861	195.3	22:16.783
12	1	1:45.245	28.738	38.212	38.295	198.2	24:02.028
13	1	1:47.717	30.374	39.524	37.819	186.9	25:49.745
14	1	1:45.745	28.280	39.237	38.228	196.4	27:35.490
15	1	1:43.697	27.781	38.150	37.766	197.4	29:19.187

78		Austin-Healey 100 BN1 1954		1.David COMTE		E1	
1	1	2:32.235	1:02.952	44.569	44.714	106.2	2:32.235
2	1	1:55.676	31.922	41.281	42.473	161.9	4:27.911
3	1	1:55.073	31.435	40.984	42.654		6:22.984
4	1	1:55.088	31.055	40.825	43.208	170.1	8:18.072

87		TVR Grantura Mk III 1965		1.Mark ASHWORTH		F	
1	1	2:14.010	51.665	42.102	40.243	114.5	2:14.010
2	1	1:48.652	30.477	39.062	39.113	151.0	4:02.662
3	1	1:49.119	30.143	39.391	39.585		5:51.781
4	1	1:49.175	31.187	39.782	38.206		7:40.956
5	1	1:48.720	29.545	39.288	39.887		9:29.676
6	1	1:47.884	29.670	38.971	39.243		11:17.560
7	1	1:47.611	29.994	38.898	38.719		13:05.171
8	1	1:51.189	32.264	40.076	38.849		14:56.360
9	1	1:49.091	30.521	39.598	38.972	165.4	16:45.451
10	1	1:48.011	29.379	39.996	38.636	170.6	18:33.462
11	1	1:47.074	29.152	39.374	38.548	176.5	20:20.536
12	1	1:47.694	29.541	39.560	38.593	173.9	22:08.230
13	1	1:51.765	31.210	41.517	39.038	177.0	23:59.995
14	1	1:48.596	29.441	39.774	39.381	172.0	25:48.591
15	1	1:48.590	29.121	41.096	38.373	174.5	27:37.181
16	1	1:51.210	30.790	39.354	41.066	160.5	29:28.391
17	1	1:52.539	32.052	40.160	40.327	165.4	31:20.930

88		Lister Jaguar Costin 1959		1.John SPIERS		E2	
1	1	2:02.885	45.115	41.967	35.803	115.9	2:02.885
2	1	1:36.978	26.744	36.164	34.070		3:39.863
3	1	5:21.749 B	30.025	40.903	4:10.821	162.9	9:01.612
4	2	1:43.858	33.874	35.974	34.010	140.4	10:45.470
5	2	1:34.228	25.729	35.362	33.137	206.1	12:19.698

94		Jaguar E-Type Coupe 3.8 1961		1.Georges VERQUIN		E2	
1	1	2:19.316	58.277	42.288	38.751	104.7	2:19.316
2	1	1:48.464	30.032	40.163	38.269	175.6	4:07.780
3	1	1:50.570	30.008	42.221	38.341	177.9	5:58.350
4	1	1:52.812	31.954	40.936	39.922	170.9	7:51.162
5	1	1:52.221	30.932	42.459	38.830	167.4	9:43.383
6	1	1:53.759	32.355	42.433	38.971	163.9	11:37.142
7	1	1:48.285	29.345	40.423	38.517	181.8	13:25.427
8	1	3:40.424 B	30.411	41.584	2:28.429	174.5	17:05.851
9	1	1:57.658	36.594	41.520	39.544	130.0	19:03.509
10	1	1:49.676	30.377	41.039	38.260	160.5	20:53.185
11	1	1:49.945	30.268	40.795	38.882	170.6	22:43.130
12	1	1:50.534	30.344	41.223	38.967	169.8	24:33.664



THE GENTLEMEN CHALLENGE GRAND PRIX DE L'AGE D'OR QUALIFYING

Sector Analysis

Lap under Red Flag Invalidated Lap Personal Best Session Best Crossing the pit lane

Lap	D	Time	Sector 1	Sector 2	Sector 3	T. Spd	Elapsed	Lap	D	Time	Sector 1	Sector 2	Sector 3	T. Spd	Elapsed
13	1	1:51.435	30.844	41.360	39.231	166.2	26:25.099	14	1	1:52.925	32.278	40.442	40.205		29:32.397
14	1	1:49.280	29.855	40.984	38.441	171.4	28:14.379	15	1	1:54.356	31.226	43.001	40.129		31:26.753
15	1	1:57.998	32.337	40.903	44.758	154.1	30:12.377								

126 Triumph TR3S 1959 1. Robin BUIATTI-HAZE E2							
1	1	3:40.376	2:07.888	47.124	45.364	92.1	3:40.376
2	1	2:09.050	37.559	48.446	43.045	150.4	5:49.426
3	1	1:59.759	31.635	44.820	43.304	173.1	7:49.185
4	1	2:00.339	32.432	44.529	43.378	172.0	9:49.524
5	1	1:59.798	31.371	44.076	44.351	172.5	11:49.322
6	1	1:59.378	31.280	44.275	43.823	170.1	13:48.700
7	1	2:00.063	32.254	44.300	43.509	170.9	15:48.763
8	1	1:58.496	31.250	43.747	43.499	170.6	17:47.259
9	1	1:58.463	31.661	43.335	43.467	166.4	19:45.722
10	1	2:00.502	31.591	44.112	44.799	168.2	21:46.224
11	1	2:02.030	34.003	43.623	44.404	160.5	23:48.254
12	1	2:47.054 B	32.407	43.462	1:31.185	166.9	26:35.308
13	1	2:04.327	38.675	43.084	42.568	113.4	28:39.635
14	1	2:01.131	31.074	46.670	43.387	169.0	30:40.766

139 Porsche 356 SC coupé 1965 F							
1	1	3:07.481	1:33.441	47.222	46.818	98.5	3:07.481
2	1	2:02.084	34.614	43.591	43.879	145.4	5:09.565
3	1	2:01.828	33.971	43.528	44.329	150.6	7:11.393
4	1	2:01.677	33.642	43.320	44.715	154.9	9:13.070
5	1	2:03.881	34.140	44.400	45.341	151.5	11:16.951
6	1	3:46.323 B	33.403	44.042	2:28.878	158.1	15:03.274
7	2	2:19.520	44.246	48.071	47.203	93.9	17:22.794
8	2	2:10.166	37.706	46.751	45.709	129.3	19:32.960
9	2	2:06.676	35.624	45.759	45.293	122.7	21:39.636
10	2	2:07.174	36.232	45.881	45.061	130.4	23:46.810
11	2	2:05.831	35.243	45.619	44.969	144.0	25:52.641
12	2	2:02.777	33.330	45.701	43.746	138.8	27:55.418
13	2	2:01.203	33.230	44.344	43.629	140.8	29:56.621
14	2	1:59.888	32.904	43.787	43.197	140.8	31:56.509

400 Tojeiro Mk II 1958 E2							
1	1	2:48.262	1:24.269	42.366	41.627		2:48.262
2	1	1:55.490	31.850	43.291	40.349		4:43.752
3	1	1:52.450	30.585	42.388	39.477		6:36.202
4	1	1:53.468	30.672	42.527	40.269		8:29.670
5	1	1:56.443	33.891	42.450	40.102		10:26.113
6	1	3:56.786 B	32.414	42.927	2:41.445		14:22.899
7	1	2:01.090	39.540	42.314	39.236		16:23.989
8	1	1:49.670	29.892	40.801	38.977		18:13.659
9	1	1:50.501	30.335	41.073	39.093		20:04.160
10	1	1:53.829	32.629	42.128	39.072		21:57.989
11	1	1:53.108	30.508	40.891	41.709		23:51.097
12	1	1:55.315	32.220	42.220	40.875		25:46.412
13	1	1:53.060	30.421	42.038	40.601		27:39.472

557 Austin-Healey 100-4 1955 E2							
1	1	3:41.209	2:10.201	46.264	44.744	106.8	3:41.209
2	1	2:05.041	36.008	45.017	44.016	161.7	5:46.250
3	1	2:01.769	33.621	44.589	43.559	157.7	7:48.019
4	1	2:01.283	33.506	45.342	42.435	153.0	9:49.302
5	1	2:00.280	32.886	44.385	43.009	159.5	11:49.582
6	1	1:57.913	31.976	42.923	43.014	161.7	13:47.495
7	1	1:59.545	33.148	43.590	42.807	149.0	15:47.040
8	1	1:57.979	32.687	42.941	42.351	168.0	17:45.019
9	1	1:58.709	32.733	43.017	42.959	155.6	19:43.728
10	1	3:37.407 B	32.409	43.850	2:21.148	159.8	23:21.135
11	1	2:08.385	40.510	44.302	43.573	117.5	25:29.520
12	1	1:58.647	32.086	43.170	43.391	169.3	27:28.167
13	1	2:00.371	33.646	43.260	43.465	139.9	29:28.538
14	1	2:02.552	33.957	44.920	43.675	146.9	31:31.090

650 Austin-Healey 3000 Mk II 1965 F							
1	1	2:27.072	1:03.929	42.949	40.194		2:27.072
2	1	1:44.800	29.984	37.918	36.898		4:11.872
3	1	1:41.257	27.389	37.375	36.493	192.5	5:53.129
4	1	1:43.928	28.868	38.210	36.850	164.1	7:37.057
5	1	1:41.604	28.518	36.897	36.189	173.6	9:18.661
6	1	1:43.848	29.043	38.306	36.499		11:02.509
7	1	3:34.834 B	27.633	37.242	2:29.959		14:37.343
8	2	1:55.031	37.744	39.758	37.529		16:32.374
9	2	1:43.034	28.049	37.950	37.035	180.0	18:15.408
10	2	1:44.180	28.398	38.209	37.573	180.0	19:59.588
11	2	1:44.390	27.691	37.588	39.111	193.5	21:43.978
12	2	1:42.787	28.401	38.009	36.377	186.2	23:26.765
13	2	1:41.676	27.782	37.509	36.385		25:08.441
14	2	1:42.633	27.330	38.396	36.907	191.8	26:51.074
15	2	1:42.257	27.107	38.780	36.370		28:33.331
16	2	1:43.004	27.996	38.355	36.653	173.6	30:16.335

904 Porsche 904/6 Carrera GTS 1964 F							
1	1	2:09.389	52.553	40.367	36.469	111.8	2:09.389
2	1	1:40.426	27.531	37.485	35.410	186.2	3:49.815
3	1	1:46.035	28.719	40.645	36.671	206.5	5:35.850
4	1	3:45.495 B	28.946	39.958	2:36.591	190.8	9:21.345
5	2	1:49.118	33.812	38.693	36.613	139.4	11:10.463
6	2	1:41.774	27.716	37.379	36.679	210.1	12:52.237
7	2	1:40.240	27.572	37.186	35.482	201.9	14:32.477
8	2	1:43.543	28.767	38.726	36.050	188.5	16:16.020
9	2	1:41.134	27.383	37.561	36.190	201.5	17:57.154