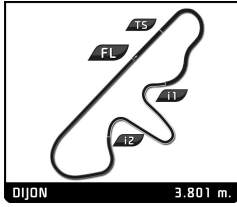


THE GENTLEMEN CHALLENGE GRAND PRIX DE L'AGE D'OR PRIVATE PRACTICE

Sector Analysis

Lap under Red Flag Invalidated Lap Personal Best Session Best Crossing the pit lane

Lap	D	Time	Sector 1	Sector 2	Sector 3	T. Spd	Elapsed	Lap	D	Time	Sector 1	Sector 2	Sector 3	T. Spd	Elapsed	
2		Aston Martin DB2/4 Bertone Competition Spider 1953 1. Heinz STAMM						E1	7	1	1:39.301	28.600	36.233	34.468		25:41.766
	1	3:34.069	1:56.535	50.910	46.624	97.4	3:34.069	8	1	1:42.560	29.256	37.692	35.612		27:24.326	
	2	2:06.286	39.886	45.187	41.213	133.0	5:40.355	9	1	1:38.782	28.350	35.926	34.506		29:03.108	
	3	15:20.726 B	36.655	50.307	...	149.0	21:01.081	10	1	1:38.654	27.759	37.123	33.772		30:41.762	
	4	2:27.135	49.453	51.506	46.176	91.5	23:28.216									
	5	2:07.832	40.717	44.952	42.163	118.8	25:36.048									
	6	1:57.602	34.459	42.947	40.196	173.1	27:33.650									
	7	2:02.306	34.790	45.657	41.859	159.3	29:35.956									
	8	1:58.133	33.359	44.747	40.027	176.5	31:34.089									
7		Jaguar XK140 Coupe 1956 1. Alain de GLEN 2. Louis de GLEN						E2								
	1	3:35.328	1:46.360	54.465	54.503	89.1	3:35.328									
	2	2:35.466	46.548	54.449	54.469	106.4	6:10.794									
	3	15:46.213 B	52.816	1:03.698	...	105.4	21:57.007									
	4	2:18.450	50.448	45.210	42.792	96.2	24:15.457									
	5	2:00.062	34.006	43.714	42.342	143.0	26:15.519									
	6	1:54.698	32.568	41.814	40.316	151.0	28:10.217									
	7	1:55.960	31.484	43.078	41.398	153.6	30:06.177									
10		Alfa Romeo Giulietta SZ Coda Tronca 1965 1. Roberto TURRIZIANI						F								
	1	3:40.892	2:04.196	49.022	47.674	102.9	3:40.892									
	2	2:26.718	42.646	53.651	50.421	117.5	6:07.610									
	3	14:18.878 B	44.184	56.194	...	129.5	20:26.488									
	4	2:31.509	53.424	51.099	46.986	96.6	22:57.997									
	5	2:12.144	38.877	47.648	45.619		25:10.141									
	6	2:11.382	38.460	49.284	43.638	135.5	27:21.523									
	7	2:08.706	38.463	47.715	42.528	150.4	29:30.229									
	8	2:01.502	36.201	44.150	41.151	140.6	31:31.731									
16		Lotus 15 1959 1. Serge KRIKNOFF						E2								
	1	3:35.257	2:06.893	46.323	42.041	93.0	3:35.257									
	2	1:59.122	37.445	43.869	37.808	135.2	5:34.379									
	3	14:34.839 B	30.354	47.709	...	168.2	20:09.218									
	4	2:08.721	46.371	42.455	39.895	88.4	22:17.939									
	5	1:41.902	29.896	36.583	35.423	171.7	23:59.841									
	6	1:40.879	28.609	36.294	35.976	171.7	25:40.720									
	7	1:43.480	29.379	36.665	37.436	176.2	27:24.200									
	8	1:39.899	29.084	35.974	34.841	168.5	29:04.099									
	9	1:38.794	27.008	37.245	34.541	202.2	30:42.893									
17		Lister Knobbly Chevrolet 1958 1. Luc-Pierre VERQUIN						E2								
	1	2:23.994	1:05.556	41.823	36.615	124.1	2:23.994									
	2	1:43.348	30.135	38.388	34.825	166.9	4:07.342									
	3	1:50.176	31.487	40.830	37.859	179.4	5:57.518									
	4	14:19.693 B	37.283	54.871	...		20:17.211									
	5	2:01.754	44.246	40.725	36.783	106.6	22:18.965									
	6	1:43.500	30.995	37.608	34.897	160.2	24:02.465									
18		Lister Jaguar Knobbly 1958 1. Saif ASSAM 2. Phil KEEN						E2								
	1	1:59.859	44.244	39.598	36.017	130.4	1:59.859									
	2	1:45.086	30.147	39.375	35.564	151.3	3:44.945									
	3	1:54.058	33.385	43.236	37.437	155.6	5:39.003									
	4	15:09.187 B	31.922	49.058	...	165.9	20:48.190									
	5	1:50.691	37.792	38.986	33.913	109.0	22:38.881									
	6	1:38.196	27.803	36.663	33.730	186.9	24:17.077									
	7	1:38.318	29.204	36.064	33.050	187.8	25:55.395									
	8	1:36.270	26.605	35.781	33.884	201.5	27:31.665									
	9	1:43.997	30.849	39.544	33.604	176.5	29:15.662									
	10	1:34.499	26.378	35.048	33.073	191.5	30:50.161									
19		Lotus XI 1500 1956 1. Christian ODIN						E1								
	1	2:47.396	1:20.098	44.106	43.192		2:47.396									
	2	2:04.692	33.319	47.551	43.822	160.7	4:52.088									
	3	15:19.546 B	33.973	46.939	...		20:11.634									
	4	2:16.508	46.621	45.751	44.136		22:28.142									
	5	1:59.323	32.796	44.388	42.139		24:27.465									
22		Lotus XI 1500 1956 1. Jean-Pascal CUEREL						E1								
	1	3:24.503	1:56.999	45.225	42.279	94.7	3:24.503									
	2	1:52.980	35.209	40.122	37.649	182.4	5:17.483									
	3	15:03.100 B	33.399	51.461	...	167.2	20:20.583									
	4	2:05.786	44.672	43.069	38.045	109.8	22:26.369									
	5	1:49.649	32.271	40.185	37.193	179.7	24:16.018									
	6	1:45.298	30.600	38.401	36.297	176.5	26:01.316									
	7	1:46.821	30.104	39.924	36.793	184.9	27:48.137									
	8	1:46.119	29.853	38.004	38.262	182.4	29:34.256									
25		MG A 1600 Twin Cam 1958 1. Olivier MAZOYER						E2								
	1	3:36.061	1:57.937	48.394	49.730	99.4	3:36.061									
	2	2:13.817	42.380	45.675	45.762	121.8	5:49.878									
	3	14:32.215 B	35.932	48.288	...	123.6	20:22.093									
	4	2:16.002	44.756	44.677	46.569	109.0	22:38.095									
	5	2:03.783	34.983	43.604	45.196	140.1	24:41.878									
	6	2:04.039	35.412	42.272	46.355	144.2	26:45.917									
	7	2:04.481	36.770	43.722	43.989	135.5	28:50.398									
	8	2:01.390	36.440	42.905	42.045	132.2	30:51.788									
26		Lister Jaguar Knobbly 1960 1. Jacques SANDOZ						E2								
	1	2:29.940	1:01.367	47.769	40.804	85.9	2:29.940									
	2	1:53.599	32.174	42.032	39.393	148.6	4:23.539									

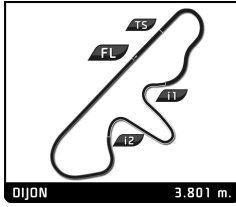


THE GENTLEMEN CHALLENGE GRAND PRIX DE L'AGE D'OR PRIVATE PRACTICE

Sector Analysis

Lap under Red Flag Invalidated Lap Personal Best Session Best Crossing the pit lane

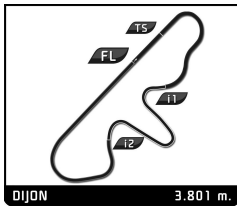
Lap	D	Time	Sector 1	Sector 2	Sector 3	T. Spd	Elapsed	Lap	D	Time	Sector 1	Sector 2	Sector 3	T. Spd	Elapsed	
27	Triumph TR3 1961 1. Nicolas CHALANSET							E2	4	1	2:12.499	46.011	44.434	42.054	106.0	22:19.403
	1	3:57.085	2:22.419	47.749	46.917	91.5	3:57.085	5	1	1:55.326	34.537	41.832	38.957	143.2	24:14.729	
	2	2:16.915	36.560	50.740	49.615	147.9	6:14.000	6	1	1:55.102	34.157	41.551	39.394	142.9	26:09.831	
	3	14:20.896	B 58.555	1:03.972	...	93.2	20:34.896	7	1	1:52.625	34.174	40.352	38.099	139.2	28:02.456	
	4	2:27.835	49.408	49.182	49.245	92.5	23:02.731	8	1	1:52.171	33.374	40.195	38.602	151.7	29:54.627	
	5	2:15.532	38.173	49.070	48.289	135.0	25:18.263	9	1	1:53.985	33.285	39.750	40.950	156.3	31:48.612	
	6	2:13.538	37.101	46.989	49.448	136.7	27:31.801									
	7	2:05.431	35.494	43.979	45.958	147.9	29:37.232									
	8	2:03.446	34.870	43.699	44.877	151.3	31:40.678									
29	Jaguar D-Type 1955 1. Pierre-Antoine LHOTE							E1								
	1	4:09.200	2:27.320	48.823	53.057	95.7	4:09.200									
30	Porsche 356 (B) S 75 Hardtop-Coupé T 5 1961 1. Agathe JULLY 2. Pierre JULLY							E2								
	1	3:33.971	1:53.908	50.095	49.968	88.2	3:33.971									
	2	2:19.918	43.280	51.956	44.682	118.8	5:53.889									
	3	14:35.083	B 41.989	55.332	...	152.3	20:28.972									
	4	2:32.533	53.647	49.693	49.193	93.5	23:01.505									
	5	2:14.263	38.585	48.369	47.309	...	25:15.768									
	6	2:13.512	36.933	49.190	47.389	...	27:29.280									
	7	2:13.028	37.982	49.065	45.981	143.0	29:42.308									
	8	2:06.586	35.902	45.786	44.898	...	31:48.894									
31	Porsche 356 (C) Coupé 1963 1. Marc JULLY 2. Edouard DEGUEMP							F								
	1	3:34.935	1:54.760	50.351	49.824	88.9	3:34.935									
	2	2:19.636	43.036	51.895	44.705	121.8	5:54.571									
	3	14:30.001	B 38.361	55.331	...	139.5	20:24.572									
	4	2:16.139	50.316	44.229	41.594	95.2	22:40.711									
	5	1:57.703	33.951	42.213	41.539	...	24:38.414									
	6	1:55.116	32.139	41.864	41.113	...	26:33.530									
	7	1:54.433	32.090	41.424	40.919	165.6	28:27.963									
	8	1:53.384	31.346	41.070	40.968	170.6	30:21.347									
41	MG EX182 1956 1. Arnaud LEGRAND 2. Aymeric SIMON							E2								
	1	3:31.452	1:40.499	55.375	55.578	90.2	3:31.452									
	2	2:39.947	45.144	57.568	57.235	130.0	6:11.399									
	3	15:24.210	B 56.983	1:02.086	...	100.9	21:35.609									
	4	2:42.716	50.833	55.529	56.354	92.4	24:18.325									
	5	2:34.010	43.044	55.048	55.918	128.7	26:52.335									
	6	2:28.938	41.343	51.972	55.623	131.9	29:21.273									
	7	2:31.367	40.546	56.360	54.461	134.3	31:52.640									
44	Allard J2 1951 1. Michel GROSFILLIER							E1								
	1	3:36.036	2:15.190	40.282	40.564	114.6	3:36.036									
	2	1:56.159	34.857	41.828	39.474	140.8	5:32.195									
	3	14:34.709	B 33.533	47.826	...	158.8	20:06.904									
46	Bizzarrini 5300 GT 1965 1. Volker HICHERT							F								
	1	2:22.226	1:03.456	42.360	36.410	93.7	2:22.226									
	2	1:40.621	28.399	37.037	35.185	170.6	4:02.847									
	3	1:48.957	31.016	39.892	38.049	171.2	5:51.804									
	4	14:35.553	B 31.989	47.348	20:27.357									
	5	2:07.764	48.506	39.829	39.429	101.5	22:35.121									
	6	1:43.671	30.520	38.511	34.640	166.2	24:18.792									
	7	1:44.378	30.255	39.321	34.802	...	26:03.170									
	8	1:42.004	28.754	38.799	34.451	...	27:45.174									
	9	1:42.651	28.893	37.509	36.249	...	29:27.825									
	10	1:38.867	28.132	36.213	34.522	...	31:06.692									
57	Morgan SLR 1965 1. John EMBERSON							F								
	1	2:52.571	1:24.991	44.826	42.754	93.7	2:52.571									
	2	2:18.129	49.238	44.113	44.778	137.8	5:10.700									
	3	14:54.709	B 35.071	43.936	...	144.2	20:05.409									
	4	2:13.547	45.563	45.975	42.009	101.1	22:18.956									
	5	1:53.168	33.720	40.427	39.021	137.9	24:12.124									
	6	1:48.965	30.761	40.539	37.665	170.1	26:01.089									
	7	1:48.944	30.899	40.684	37.361	161.9	27:50.033									
	8	1:50.150	30.469	40.140	39.541	165.1	29:40.183									
	9	1:53.960	31.372	42.908	39.680	166.2	31:34.143									
59	Triumph TR3 A Hardtop 1961 1. Grégoire ANDRIEUX							E2								
	1	3:31.542	1:41.669	55.502	54.371	91.8	3:31.542									
	2	2:19.282	39.221	51.018	49.043	139.0	5:50.824									
	3	14:49.901	B 37.960	50.423	...	131.1	20:40.725									
	4	2:30.557	50.589	50.938	49.030	98.5	23:11.282									
	5	2:12.068	36.168	48.457	47.443	...	25:23.350									
	6	2:13.803	38.396	47.813	47.594	...	27:37.153									
	7	2:11.871	36.449	47.333	48.089	...	29:49.024									
	8	2:09.284	36.312	45.475	47.497	...	31:58.308									
60	Porsche 904 Carrera GTS 1964 1. Peter VÖGELE							F								
	1	2:22.940	59.778	44.050	39.112	87.4	2:22.940									
	2	1:51.242	31.158	41.836	38.248	165.9	4:14.182									
	3	1:56.756	33.485	43.378	39.893	152.3	6:10.938									
	4	14:07.906	B 43.954	57.490	...	157.0	20:18.844									
	5	2:06.950	45.659	43.150	38.141	116.8	22:25.794									
	6	1:55.183	32.500	42.556	40.127	190.1	24:20.977									
	7	1:54.459	32.885	41.691	39.883	174.8	26:15.436									
	8	1:51.947	32.191	40.171	39.585	182.1	28:07.383									



THE GENTLEMEN CHALLENGE GRAND PRIX DE L'AGE D'OR PRIVATE PRACTICE

Sector Analysis

Lap under Red Flag							Invalidated Lap		Personal Best		Session Best		B Crossing the pit lane		
Lap	D	Time	Sector 1	Sector 2	Sector 3	T. Spd	Elapsed	Lap	D	Time	Sector 1	Sector 2	Sector 3	T. Spd	Elapsed
61 Maserati Tipo 61 Birdcage 1960 1. Guillermo FIERRO E2															
9	1	1:49.099	30.948	40.344	37.807	201.1	29:56.482								
10	1	1:51.975	32.260	39.674	40.041	185.2	31:48.457								
1	1	3:33.793	2:13.983	40.024	39.786	116.0	3:33.793								
2	1	1:52.683	30.816	43.020	38.847	198.9	5:26.476								
3	1	15:50.558 B	36.678	48.474	...	182.1	21:17.034								
4	1	2:08.555	45.741	41.789	41.025	113.1	23:25.589								
5	1	1:43.950	28.830	38.423	36.697	213.9	25:09.539								
6	1	1:44.943	29.139	39.568	36.236	202.6	26:54.482								
7	1	1:43.574	29.629	38.301	35.644	194.2	28:38.056								
8	1	1:40.591	27.928	36.797	35.866	209.3	30:18.647								
64 Alfa Romeo Giulia TZ2 1965 1. Alain VÖGELE F 2. Yves VÖGELE															
1	1	4:04.876	2:36.190	44.307	44.379	77.0	4:04.876								
2	1	1:54.577	34.415	41.665	38.497	152.1	5:59.453								
3	1	15:04.086 B	37.487	59.126	...	172.0	21:03.539								
4	1	2:23.148	50.067	49.774	43.307	87.6	23:26.687								
5	1	1:52.887	31.418	41.104	40.365	...	25:19.574								
6	1	2:08.383	37.424	46.371	44.588	134.5	27:27.957								
7	1	3:35.030 B	33.638	42.380	2:19.012	157.7	31:02.987								
67 MG B 1965 F 1. Jean LEGRAS 2. Diane LEGRAS															
1	2	2:57.985	1:20.645	50.607	46.733	92.5	2:57.985								
2	2	2:16.315	38.871	48.038	49.406	127.2	5:14.300								
3	2	15:39.019 B	39.552	51.713	...	131.7	20:53.319								
4	2	2:34.294	53.396	53.111	47.787	87.7	23:27.613								
5	2	2:17.821	39.939	50.228	47.654	126.9	25:45.434								
6	2	2:13.710	38.825	48.571	46.314	136.5	27:59.144								
7	2	2:11.083	37.718	47.717	45.648	129.3	30:10.227								
69 Porsche 904/6 Carrera GTS 1965 F 1. Mr JOHN OF B															
1	1	2:28.872	1:02.496	46.520	39.856	85.4	2:28.872								
2	1	1:49.234	29.350	41.837	38.047	179.7	4:18.106								
3	1	15:55.924 B	34.978	44.225	...	140.1	20:14.030								
4	1	2:07.108	46.226	42.040	38.842	97.1	22:21.138								
5	1	1:55.908	33.884	42.851	39.173	157.9	24:17.046								
6	1	1:54.517	33.591	41.427	39.499	145.7	26:11.563								
7	1	1:49.399	31.527	39.939	37.933	165.9	28:00.962								
8	1	1:47.854	30.452	39.249	38.153	178.8	29:48.816								
9	1	1:49.717	31.035	39.728	38.954	156.5	31:38.533								
70 Lotus Elite 1961 E2 1. Didier VEST 2. Antoine BLANC															
1	1	3:00.071	1:26.003	46.998	47.070	95.7	3:00.071								
2	1	2:15.970	38.947	49.715	47.308	151.7	5:16.041								
3	1	14:56.590 B	40.441	50.842	...	137.2	20:12.631								
4	1	4:51.751 B	49.601	48.676	3:13.474	95.1	25:04.382								
5	2	2:09.198	45.684	42.175	41.339	103.2	27:13.580								
71 TVR Grantura Mk III 1963 F 1. Roger PELAUD															
1	1	3:32.503	1:44.478	54.075	53.950	91.5	3:32.503								
2	1	2:28.368	43.459	53.603	51.306	117.8	6:00.871								
3	1	14:43.825 B	46.544	58.570	...	147.9	20:44.696								
4	1	2:27.524	49.183	50.327	48.014	101.8	23:12.220								
5	1	2:11.442	39.556	45.638	46.248	138.5	25:23.662								
6	1	2:10.600	37.605	47.327	45.668	142.5	27:34.262								
7	1	2:09.667	37.511	46.510	45.646	149.4	29:43.929								
8	1	2:08.440	35.907	47.009	45.524	146.9	31:52.369								
75 Lotus Elite S2 1961 E2 1. Robin ELLIS															
1	1	3:32.471	1:48.169	53.700	50.602	111.6	3:32.471								
2	1	2:02.320	39.384	43.882	39.054	135.8	5:34.791								
3	1	15:21.171 B	32.809	47.032	...	160.0	20:55.962								
4	1	2:12.001	45.758	42.985	43.258	86.8	23:07.963								
5	1	1:59.928	34.901	45.544	39.483	152.5	25:07.891								
6	1	1:47.414	30.074	39.576	37.764	195.7	26:55.305								
7	1	1:47.382	30.202	39.374	37.806	185.9	28:42.687								
8	1	1:46.616	30.098	38.813	37.705	197.8	30:29.303								
78 Austin-Healey 100 BN1 1954 E1 1. David COMTE 2. Christophe LAGUERRE															
1	1	2:40.871	1:10.859	45.077	44.935	97.6	2:40.871								
2	1	2:01.105	34.697	42.458	43.950	143.4	4:41.976								
3	1	16:26.467 B	34.591	42.366	...	163.1	21:08.443								
4	2	2:46.178	57.816	55.635	52.727	87.0	23:54.621								
5	2	2:27.867	42.569	52.217	53.081	104.3	26:22.488								
6	2	2:12.614	38.361	46.214	48.039	118.9	28:35.102								
7	2	2:08.403	37.558	45.540	45.305	141.9	30:43.505								
87 TVR Grantura Mk III 1965 F 1. Mark ASHWORTH															
1	1	2:21.855	56.826	42.786	42.243	92.8	2:21.855								
2	1	1:53.294	31.254	41.433	40.607	161.2	4:15.149								
3	1	1:58.671	34.028	42.817	41.826	121.8	6:13.820								
4	1	14:33.101 B	56.132	1:01.933	20:46.921								
5	1	2:17.722	45.509	48.910	43.303	112.5	23:04.643								
6	1	2:00.083	35.007	43.041	42.035	...	25:04.726								
7	1	1:54.571	32.736	41.930	39.905	158.1	26:59.297								
8	1	1:53.241	32.375	40.590	40.276	163.1	28:52.538								
9	1	1:56.954	33.197	42.296	41.461	151.5	30:49.492								
88 Lister Jaguar Costin 1959 E2 1. John SPIERS 2. Nigel GREENSALL															
1	1	2:19.467	57.679	43.098	38.690	99.3	2:19.467								
2	1	1:41.883	28.656	37.704	35.523	177.9	4:01.350								
3	1	1:49.742	30.265	41.374	38.103	170.9	5:51.092								
4	1	14:40.940 B	31.251	46.828	...	163.4	20:32.032								



THE GENTLEMEN CHALLENGE GRAND PRIX DE L'AGE D'OR PRIVATE PRACTICE

Sector Analysis

Lap under Red Flag Invalidated Lap Personal Best Session Best B Crossing the pit lane

Lap	D	Time	Sector 1	Sector 2	Sector 3	T. Spd	Elapsed	Lap	D	Time	Sector 1	Sector 2	Sector 3	T. Spd	Elapsed
94 Jaguar E-Type Coupe 3.8 1961 1. Georges VERQUIN E2															
5	1	2:03.330	45.288	39.169	38.873	101.0	22:35.362	2	1	2:09.645	37.197	46.757	45.691	134.8	5:20.175
6	1	1:44.336	29.761	39.878	34.697	178.8	24:19.698	3	1	15:17.081 B	37.315	51.329	...	148.1	20:37.256
7	1	1:43.825	30.346	39.000	34.479	182.1	26:03.523	4	1	2:30.164	52.047	51.881	46.236	91.7	23:07.420
8	1	1:43.745	29.365	38.886	35.494	167.2	27:47.268	5	1	2:10.769	38.787	48.248	43.734	130.1	25:18.189
1	1	2:31.134	1:07.127	43.491	40.516	88.6	2:31.134	6	1	2:07.371	35.964	47.005	44.402	152.1	27:25.560
2	1	1:54.775	32.554	42.980	39.241	145.2	4:25.909	7	1	2:08.055	36.548	46.897	44.610	153.0	29:33.615
3	1	2:48.265 B	36.011	45.534	1:26.720	177.6	7:14.174	8	1	2:05.453	34.611	45.730	45.112	160.7	31:39.068
4	1	11:40.507 B					18:54.681								
5	1	3:23.403	1:55.457	46.356	41.590	100.3	22:18.084								
6	1	1:55.822	34.119	42.432	39.271	137.8	24:13.906								
7	1	2:00.782	32.215	48.357	40.210	160.2	26:14.688								
8	1	1:52.286	31.770	41.053	39.463	178.2	28:06.974								
9	1	1:54.584	32.029	43.272	39.283	160.2	30:01.558								
650 Austin-Healey 3000 Mk II 1965 1. Vincent KOLB F 2. Carl-Friedrich KOLB															
1	1	2:34.594	1:04.073	47.725	42.796	93.1	2:34.594	1	1	2:02.698	45.914	39.753	37.031	131.5	2:02.698
2	1	1:55.520	32.276	42.414	40.830	139.9	4:30.114	2	1	1:46.007	29.200	39.524	37.283	160.2	3:48.705
3	1	2:06.420	32.374	44.750	49.296	169.0	6:36.534	3	1	1:57.103	32.091	43.772	41.240	183.4	5:45.808
4	1	13:54.110 B	50.323	57.038	...	85.0	20:30.644	4	1	14:30.056 B	31.110	44.895	...	190.5	20:15.864
5	1	2:05.434	45.954	41.087	38.393	102.5	22:36.078	5	1	3:38.676 B	46.563	41.923	2:10.190	99.4	23:54.540
6	1	1:47.035	30.150	39.886	36.999	161.4	24:23.113	6	2	1:52.873	38.977	38.170	35.726	134.7	25:47.413
7	1	1:46.039	30.274	38.377	37.388	166.4	26:09.152	7	2	1:49.002	31.918	39.612	37.472	170.3	27:36.415
8	1	1:42.818	28.478	37.171	37.169	184.3	27:51.970	8	2	1:51.766	32.886	40.438	38.442	165.4	29:28.181
9	1	1:47.497	29.641	39.950	37.906	180.6	29:39.467	9	2	1:42.740	30.111	37.425	35.204	169.5	31:10.921
904 Porsche 904/6 Carrera GTS 1964 1. Stephan KOENIG F 2. Philipp KOENIG															
1	1	2:02.698	45.914	39.753	37.031	131.5	2:02.698	1	1	2:02.698	45.914	39.753	37.031	131.5	2:02.698
2	1	1:46.007	29.200	39.524	37.283	160.2	3:48.705	2	1	1:46.007	29.200	39.524	37.283	160.2	3:48.705
3	1	1:57.103	32.091	43.772	41.240	183.4	5:45.808	3	1	1:57.103	32.091	43.772	41.240	183.4	5:45.808
4	1	14:30.056 B	31.110	44.895	...	190.5	20:15.864	4	1	14:30.056 B	31.110	44.895	...	190.5	20:15.864
5	1	3:38.676 B	46.563	41.923	2:10.190	99.4	23:54.540	5	1	3:38.676 B	46.563	41.923	2:10.190	99.4	23:54.540
6	2	1:52.873	38.977	38.170	35.726	134.7	25:47.413	6	2	1:52.873	38.977	38.170	35.726	134.7	25:47.413
7	2	1:49.002	31.918	39.612	37.472	170.3	27:36.415	7	2	1:49.002	31.918	39.612	37.472	170.3	27:36.415
8	2	1:51.766	32.886	40.438	38.442	165.4	29:28.181	8	2	1:51.766	32.886	40.438	38.442	165.4	29:28.181
9	2	1:42.740	30.111	37.425	35.204	169.5	31:10.921	9	2	1:42.740	30.111	37.425	35.204	169.5	31:10.921
126 Triumph TR3S 1959 1. Robin BUIATTI-HAZE E2															
1	1	3:31.363	1:49.588	52.405	49.370	95.0	3:31.363								
2	1	2:20.477	38.366	54.289	47.822	139.5	5:51.840								
3	1	14:50.974 B	40.507	55.243	...	129.3	20:42.814								
4	1	2:26.167	49.418	50.699	46.050	106.2	23:08.981								
5	1	2:10.180	37.864	48.280	44.036	140.1	25:19.161								
6	1	2:09.754	36.966	46.672	46.116	143.6	27:28.915								
7	1	2:04.848	34.214	46.493	44.141	161.9	29:33.763								
8	1	2:01.089	33.315	44.882	42.892	164.4	31:34.852								
139 Porsche 356 SC coupé 1965 1. Vincent MARTIN F 2. Paul MARTIN															
1	1	2:44.760	1:13.955	45.751	45.054	98.7	2:44.760								
2	1	2:08.119	35.570	47.190	45.359	150.4	4:52.879								
3	1	15:58.685 B	36.455	44.788	...	131.7	20:51.564								
4	1	2:34.593	54.477	52.726	47.390	90.2	23:26.157								
5	1	2:11.182	38.779	47.027	45.376	136.0	25:37.339								
6	1	2:10.129	37.735	46.499	45.895	127.5	27:47.468								
7	1	2:08.000	36.541	45.896	45.563	139.2	29:55.468								
8	1	2:05.522	35.346	45.265	44.911	139.0	32:00.990								
400 Tojeiro Mk II 1958 1. Albert STREMSKI E1															
1	1	3:58.208	2:23.517	48.413	46.278	88.9	3:58.208								
2	1	2:14.666	37.091	49.642	47.933	144.4	6:12.874								
3	1	14:25.781 B	57.962	1:02.432	20:38.655								
4	1	2:26.678	51.603	50.273	44.802	91.8	23:05.333								
5	1	2:10.851	36.929	48.561	45.361	...	25:16.184								
6	1	2:05.734	37.197	46.135	42.402	137.9	27:21.918								
7	1	2:06.630	38.637	46.364	41.629	141.9	29:28.548								
8	1	1:59.585	34.422	43.608	41.555	...	31:28.133								
557 Austin-Healey 100-4 1955 1. Philippe PETIT E2															
1	1	3:10.530	1:32.619	49.953	47.958	97.3	3:10.530								