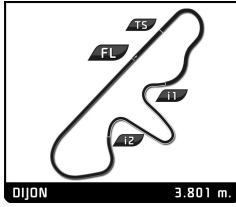


SIXTIES' ENDURANCE GRAND PRIX DE L'AGE D'OR QUALIFYING

Sector Analysis

										Lap under Red Flag	Invalidated Lap	Personal Best	Session Best	Crossing the pit lane					
Lap	D	Time	Sector 1	Sector 2	Sector 3	T. Spd	Elapsed	Lap	D	Time	Sector 1	Sector 2	Sector 3	T. Spd	Elapsed				
1 Shelby Cobra Daytona Coupe 1965																			
1. Maxime GUENAT GT5																			
2. Guillaume MAHE																			
1	1	2:08.262	59.706	35.038	33.518	146.5	2:08.262	5	2	1:41.900	27.129	38.961	35.810	190.5	14:08.905				
2	1	2:28.467 B	25.558	34.051	1:28.858	208.1	4:36.729	6	2	1:39.500	27.079	37.027	35.394	196.0	15:48.405				
3	1	4:58.838 B					9:35.567	7	2	1:37.490	26.975	35.620	34.895	191.5	17:25.895				
4	1	1:47.210	38.519	35.516	33.175	149.0	11:22.777	8	2	1:37.479	26.470	36.066	34.943	218.2	19:03.374				
5	1	1:32.122	25.283	33.943	32.896	218.2	12:54.899	9	2	1:37.886	26.777	35.892	35.217	200.0	20:41.260				
6	1	1:32.520	25.364	33.915	33.241	214.3	14:27.419	10	2	4:32.714 B	29.109	39.731	3:23.874	165.4	25:13.974				
7	1	1:33.146	25.513	34.007	33.626	206.5	16:00.565	11	1	2:05.182	41.439	43.478	40.265	104.5	27:19.156				
8	1	4:42.845 B	25.274	34.360	3:43.211	208.5	20:43.410	12	1	1:49.272	30.902	40.158	38.212	147.9	29:08.428				
9	2	1:39.557	31.237	35.107	33.213	154.9	22:22.967	13	1	1:47.009	30.784	39.230	36.995	141.5	30:55.437				
10	2	1:32.496	25.210	34.293	32.993	217.3	23:55.463	14	1	1:48.463	30.562	40.195	37.706	154.5	32:43.900				
11	2	1:34.040	25.379	35.124	33.537	210.1	25:29.503	15	1	1:47.205	29.915	39.650	37.640	151.3	34:31.105				
12	2	1:34.693	26.213	34.785	33.695	203.0	27:04.196	16	1	1:49.015	31.332	39.682	38.001	146.9	36:20.120				
13	2	1:31.738	25.173	33.816	32.749	208.5	28:35.934	17	1	1:45.857	29.727	39.115	37.015	145.4	38:05.977				
14	2	1:35.124	25.869	35.107	34.148	212.6	30:11.058	18	1	1:47.505	29.828	40.108	37.569	161.4	39:53.482				
15	2	1:32.990	25.153	34.354	33.483	213.0	31:44.048	19	1	1:45.240	29.259	38.345	37.636	159.8	41:38.722				
16	2	1:32.258	25.503	33.999	32.756	210.1	33:16.306								5 Shelby Cobra 289 1965				
17	2	1:34.496	25.298	35.203	33.995	213.9	34:50.802								1. Alexis de BEAUMONT GT5				
18	2	1:34.712	25.440	35.077	34.195	213.0	36:25.514								2. Arnaud DOUSSE				
19	2	1:33.818	25.692	34.281	33.845	202.2	37:59.332	1	1	2:49.107	1:37.380	36.836	34.891	113.2	2:49.107				
20	2	1:33.731	25.846	34.700	33.185	196.4	39:33.063	2	1	7:10.534 B	29.948	47.027	5:53.559	159.3	9:59.641				
21	2	1:34.017	25.605	34.172	34.240	196.0	41:07.080	3	1	1:46.341	34.432	37.059	34.850	120.7	11:45.982				
3 Shelby Cobra Daytona Coupe 1965																			
1. Armand MILLE GT5																			
2. Yves SCEMAMA																			
1	1	1:56.360	46.065	36.196	34.099	137.1	1:56.360	4	1	1:39.891	28.101	36.930	34.860	178.2	13:25.873				
2	1	1:53.951	26.988	34.719	52.244	190.8	3:50.311	5	1	1:36.624	27.027	35.788	33.809		15:02.497				
3	1	6:30.244 B	49.361	51.563	4:49.320	75.2	10:20.555	6	1	1:37.950	27.326	35.988	34.636	187.2	16:40.447				
4	1	1:44.271	35.472	35.096	33.703	129.0	12:04.826	7	1	1:37.347	27.073	36.121	34.153	192.9	18:17.794				
5	1	1:33.818	26.213	34.111	33.494	200.0	13:38.644	8	1	3:31.694 B	27.426	36.147	2:28.121	180.3	21:49.488				
6	1	1:35.228	26.665	34.311	34.252	196.4	15:13.872	9	2	1:46.839	35.558	36.071	35.210	126.3	23:36.327				
7	1	1:34.513	26.107	34.501	33.905	203.0	16:48.385	10	2	1:36.853	26.602	35.668	34.583	201.1	25:13.180				
8	1	1:33.791	25.977	34.355	33.459	203.4	18:22.176	11	2	1:36.505	26.522	35.401	34.582	202.6	26:49.685				
9	1	5:43.765 B	26.092	34.446	4:43.227	209.3	24:05.941	12	2	1:37.327	26.958	35.937	34.432	208.9	28:27.012				
10	2	1:46.882	37.055	35.573	34.254		25:52.823	13	2	1:36.456	26.568	35.300	34.588	208.1	30:03.468				
11	2	1:36.987	26.579	35.170	35.238	205.3	27:29.810	14	2	1:36.033	26.620	35.308	34.105	198.9	31:39.501				
12	2	1:37.723	27.182	35.790	34.751		29:07.533	15	2	1:35.304	26.518	34.666	34.120	196.0	33:14.805				
13	2	1:35.766	26.945	34.941	33.880	190.5	30:43.299	16	2	1:37.609	26.388	36.349	34.872	197.1	34:52.414				
14	2	1:35.038	26.202	35.052	33.784	208.5	32:18.337	17	2	1:36.194	26.300	35.560	34.334	200.4	36:28.608				
15	2	1:34.655	26.107	34.758	33.790	204.9	33:52.992	18	2	1:40.710	26.431	38.377	35.902	202.6	38:09.318				
16	2	1:34.739	26.228	34.598	33.913	199.3	35:27.731	19	2	1:36.779	26.629	36.008	34.142	204.5	39:46.097				
17	2	1:35.890	26.107	35.257	34.526	210.9	37:03.621	20	2	1:36.030	26.757	35.318	33.955	190.8	41:22.127				
18	2	1:34.746	26.123	34.765	33.858		38:38.367								6 Shelby Cobra Daytona Coupe 1964				
19	2	1:35.302	26.383	34.611	34.308	194.6	40:13.669								1. Olivier GALANT GT5				
4 Jaguar E-Type 3.8 1963																			
1. Jeanne MILLE GT4																			
2. Hervé ORDIONI																			
1	2	2:15.194	1:02.315	37.436	35.443	136.9	2:15.194	1	1	2:34.328	1:16.874	38.775	38.679	128.7	2:34.328				
2	2	1:59.710	27.649	35.926	56.135	189.1	4:14.904	2	1	8:13.582 B	28.423	42.655	7:02.504	156.5	10:47.910				
3	2	6:24.163 B	45.683	47.544	4:50.936	81.4	10:39.067	3	1	1:43.960	32.771	36.573	34.616	151.7	12:31.870				
4	2	1:47.938	35.661	36.788	35.489	123.0	12:27.005	4	1	1:34.192	26.614	34.167	33.411	186.5	14:06.062				
5 Shelby Cobra Daytona Coupe 1964																			
1. Olivier GALANT GT5																			
1	1	2:34.328	1:16.874	38.775	38.679	128.7	2:34.328	5	1	1:34.150	26.393	34.258	33.499	193.5	15:40.212				
2	1	8:13.582 B	28.423	42.655	7:02.504	156.5	10:47.910	6	1	1:40.848	26.689	36.708	37.451	203.4	17:21.060				
3	1	1:43.960	32.771	36.573	34.616	151.7	12:31.870	7	1	1:32.993	25.958	34.054	32.981	194.2	18:54.053				
4	1	1:34.192	26.614	34.167	33.411	186.5	14:06.062	8	1	3:56.884 B	25.564	34.548	2:56.772	197.4	22:50.937				
5	1	1:34.150	26.393	34.258	33.499	193.5	15:40.212	9	1	1:48.575	36.409	35.122	37.044	115.3	24:39.512				
6	1	1:40.848	26.689	36.708	37.451	203.4	17:21.060	10	1	1:33.595	26.155	34.283	33.157	194.9	26:13.107				
7	1	1:32.993	25.958	34.054	32.981	194.2	18:54.053	11	1	1:42.608	25.943	37.786	38.879	185.6	27:55.715				
8	1	3:56.884 B	25.564	34.548	2:56.772	197.4	22:50.937	12	1	1:32.485	25.415	33.931	33.139	210.9	29:28.200				
9	1	1:48.575	36.409	35.122	37.044	115.3	24:39.512												
10	1	1:33.595	26.155	34.283	33.157	194.9	26:13.107												
11	1	1:42.608	25.943	37.786	38.879	185.6	27:55.715												
12	1	1:32.485	25.415	33.931	33.139	210.9	29:28.200												



SIXTIES' ENDURANCE GRAND PRIX DE L'AGE D'OR QUALIFYING

Sector Analysis

Lap under Red Flag Invalidated Lap Personal Best Session Best Crossing the pit lane

Lap	D	Time	Sector 1	Sector 2	Sector 3	T. Spd	Elapsed	Lap	D	Time	Sector 1	Sector 2	Sector 3	T. Spd	Elapsed
13	1	2:03.698 B	25.708	34.484	2:03.416	212.2	32:31.808	3	1	1:49.064	36.286	37.367	35.411	119.9	11:46.080
14	1	1:40.733	32.220	34.494	34.019	149.4	34:12.541	4	1	1:39.304	27.639	36.702	34.963	187.2	13:25.384
15	1	1:32.709	25.657	33.998	33.054	201.1	35:45.250	5	1	1:36.938	27.130	35.558	34.250	199.6	15:02.322
16	1	1:33.297	25.362	34.673	33.262	208.1	37:18.547	6	1	1:39.961	28.965	36.342	34.654	185.9	16:42.283
17	1	1:37.347	26.039	34.617	36.691	206.9	38:55.894	7	1	1:39.757	28.774	36.187	34.796	174.8	18:22.040
18	1	1:33.006	25.561	34.201	33.244	209.3	40:28.900	8	1	1:36.781	27.256	35.128	34.397	181.2	19:58.821

8 Jaguar E-Type 3.8 1965 1. Xavier GALANT GT4							
1	1	2:49.837	1:23.952	44.806	41.079	106.9	2:49.837
2	1	7:50.394 B	34.343	44.070	6:31.981	129.5	10:40.231
3	1	1:53.829	37.543	39.842	36.444	115.3	12:34.060
4	1	1:44.985	29.227	39.618	36.140	169.8	14:19.045
5	1	1:42.037	28.674	37.526	35.837	173.1	16:01.082
6	1	1:42.379	28.272	38.085	36.022	177.0	17:43.461
7	1	1:42.433	28.592	37.546	36.295	178.5	19:25.894
8	1	1:42.950	28.577	38.357	36.016	179.4	21:08.844
9	1	1:42.573	28.151	37.896	36.526	180.9	22:51.417
10	1	1:42.446	28.527	37.879	36.040	177.0	24:33.863
11	1	1:43.006	29.237	38.039	35.730	168.7	26:16.869
12	1	1:42.014	28.622	37.923	35.469	175.3	27:58.883
13	1	1:43.293	28.188	39.332	35.773	181.2	29:42.176
14	1	1:41.001	27.964	37.236	35.801	177.6	31:23.177
15	1	1:40.718	28.753	36.494	35.471	172.8	33:03.895
16	1	1:41.066	28.223	37.360	35.483	178.5	34:44.961
17	1	1:41.099	28.546	37.163	35.390	173.9	36:26.060
18	1	2:00.012	27.782	36.647	55.583	179.4	38:26.072
19	1	1:43.320	30.474	37.296	35.550	147.9	40:09.392

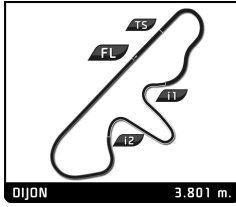
9 Shelby Cobra 289 1963 1. Alain VÖGELE GT5 2. Yves VÖGELE							
1	1	3:07.652	1:55.164	37.209	35.279	99.7	3:07.652
2	1	6:58.073 B	32.270	47.665	5:38.138	188.2	10:05.725
3	1	1:51.834	36.355	38.778	36.701	124.1	11:57.559
4	1	1:38.371	27.320	36.171	34.880	192.2	13:35.930
5	1	1:38.995	27.230	36.260	35.505	192.5	15:14.925
6	1	1:38.284	27.255	36.052	34.977	192.2	16:53.209
7	1	1:38.620	27.279	36.068	35.273	186.5	18:31.829
8	1	4:13.821 B	28.213	36.435	3:09.173	187.8	22:45.650
9	2	1:52.691	38.058	38.344	36.289	122.6	24:38.341
10	2	1:38.643	27.516	36.560	34.567	187.2	26:16.984
11	2	1:42.031	28.737	38.027	35.267	169.8	27:59.015
12	2	1:40.120	28.313	36.882	34.925	174.5	29:39.135
13	2	1:36.616	26.437	35.417	34.762	198.5	31:15.751
14	2	1:35.435	26.310	35.064	34.061	213.4	32:51.186
15	2	1:38.722	26.176	36.931	35.615	208.9	34:29.908
16	2	1:37.247	26.300	36.331	34.616	203.4	36:07.155
17	2	1:35.762	26.205	35.259	34.298	204.2	37:42.917

12 Shelby Cobra 289 1963 1. Charles de VILLAUCOURT GT5							
1	1	2:41.818	1:24.432	39.802	37.584	118.8	2:41.818
2	1	7:15.198 B	31.384	39.869	6:03.945	150.4	9:57.016

9	1	1:38.704	27.691	36.327	34.686	184.0	21:37.525
10	1	1:36.698	27.198	35.447	34.053	192.9	23:14.223
11	1	1:36.676	27.169	35.321	34.186	181.5	24:50.899
12	1	1:39.102	27.456	37.286	34.360	174.5	26:30.001
13	1	1:37.198	27.233	35.485	34.480	186.5	28:07.199
14	1	1:38.270	27.686	36.096	34.488	186.5	29:45.469
15	1	1:37.789	27.513	35.564	34.712	179.1	31:23.258
16	1	1:37.050	27.306	35.127	34.617	196.0	33:00.308
17	1	1:36.751	26.891	35.304	34.556	198.2	34:37.059
18	1	1:36.966	26.976	35.721	34.269	195.3	36:14.025
19	1	1:36.511	26.745	35.507	34.259	202.6	37:50.536
20	1	1:37.181	27.108	35.580	34.493	189.1	39:27.717
21	1	1:36.460	26.628	35.107	34.725	203.4	41:04.177

16 Shelby Cobra 289 1965 1. Damien KOHLER GT5 2. MAVERICK							
1	1	2:09.333	57.359	36.755	35.219	140.8	2:09.333
2	1	1:53.928	27.728	35.683	50.517	178.2	4:03.261
3	1	6:29.741 B	49.414	51.831	4:48.496	73.3	10:33.002
4	1	1:45.426	34.916	35.960	34.550	113.0	12:18.428
5	1	1:37.123	27.943	35.096	34.084	183.4	13:55.551
6	1	1:35.854	26.312	34.899	34.643	193.5	15:31.405
7	1	1:35.870	26.487	34.432	34.951	188.5	17:07.275
8	1	1:34.718	26.133	34.618	33.967	201.1	18:41.993
9	1	1:36.211	26.615	35.755	33.841	209.7	20:18.204
10	1	3:42.751 B	26.113	34.625	2:42.013	203.0	24:00.955
11	2	1:46.350	35.715	36.111	34.524	132.2	25:47.305
12	2	1:36.490	26.523	35.167	34.800	208.5	27:23.795
13	2	1:36.564	26.743	34.970	34.851	190.5	29:00.359
14	2	1:36.461	26.812	34.779	34.870	187.8	30:36.820
15	2	1:37.229	26.825	35.384	35.020	190.5	32:14.049
16	2	1:37.448	26.917	35.570	34.961	193.9	33:51.497
17	2	1:38.907	27.073	36.135	34.799	197.1	35:29.504

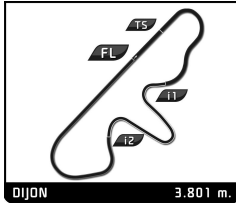
17 Shelby Cobra 289 1964 1. Saif ASSAM GT5 2. Andrew JORDAN							
1	1	1:57.822	43.798	38.279	35.745	128.3	1:57.822
2	1	1:54.517	26.647	37.218	50.652	200.4	3:52.339
3	1	7:13.814 B	50.099	51.963	5:31.752	77.1	11:06.153
4	1	1:44.246	33.617	36.250	34.379	136.2	12:50.399
5	1	1:38.557	27.977	35.786	34.794	199.6	14:28.956
6	1	1:35.303	25.907	35.467	33.929	212.2	16:04.259
7	1	1:36.302	26.653	36.003	33.646	207.7	17:40.561
8	1	1:35.143	26.144	35.252	33.747	213.9	19:15.704
9	1	3:15.793 B	27.213	36.227	2:12.353	222.7	22:31.497
10	2	1:39.616	31.866	34.530	33.220	129.7	24:11.113
11	2	1:34.863	25.454	35.374	34.035	220.4	25:45.976



SIXTIES' ENDURANCE GRAND PRIX DE L'AGE D'OR QUALIFYING

Sector Analysis

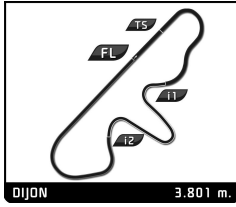
Lap under Red Flag												Invalidated Lap		Personal Best		Session Best		B Crossing the pit lane	
Lap	D	Time	Sector 1	Sector 2	Sector 3	T. Spd	Elapsed	Lap	D	Time	Sector 1	Sector 2	Sector 3	T. Spd	Elapsed				
12	2	1:31.375	25.037	33.547	32.791	215.1	27:17.351	3	1	1:45.867	34.405	37.412	34.050	146.5	11:28.278				
13	2	1:32.576	25.475	33.881	33.220	220.9	28:49.927	4	1	1:33.964	25.876	34.520	33.568	200.0	13:02.242				
14	2	1:33.198	24.972	34.416	33.810	214.7	30:23.125	5	1	3:03.221 B	25.902	34.555	2:02.764	202.2	16:05.463				
15	2	1:31.448	25.032	33.686	32.730	215.1	31:54.573	6	2	1:51.289	40.283	37.048	33.958	83.3	17:56.752				
16	2	1:32.848	25.823	34.369	32.656	213.9	33:27.421	7	2	1:33.071	25.374	34.466	33.231	203.4	19:29.823				
17	2	1:31.806	25.083	33.713	33.010	219.1	34:59.227	8	2	1:45.204	25.578	41.806	37.820	200.7	21:15.027				
18	2	1:34.958	25.469	35.418	34.071	208.1	36:34.185	9	2	1:34.537	25.639	34.633	34.265	215.1	22:49.564				
19	2	1:32.409	25.010	33.624	33.775	222.7	38:06.594	10	2	1:32.702	25.267	34.155	33.280	213.4	24:22.266				
20	2	1:31.625	25.152	33.698	32.775	219.1	39:38.219												
21	2	1:31.447	25.080	33.543	32.824	217.3	41:09.666												
18 Lotus Elan 26R 1965 1. Kyle TILLEY GT2 2. Christian ALBRECHT																			
1	2	1:55.292	41.273	38.930	35.089	120.5	1:55.292	1	1	2:49.908	1:35.070	38.516	36.322	126.8	2:49.908				
2	2	1:56.130	26.212	35.877	54.041	207.7	3:51.422	2	1	7:28.436 B	33.442	47.602	6:07.392	141.9	10:18.344				
3	2	7:10.718 B	49.638	52.134	5:28.946	78.0	11:02.140	3	1	1:51.947	36.091	39.344	36.512	122.6	12:10.291				
4	2	1:50.778	37.647	37.591	35.540	121.6	12:52.918	4	1	1:39.763	27.092	36.840	35.831	191.2	13:50.054				
5	2	1:42.031	26.148	37.877	38.006	208.5	14:34.949	5	1	1:40.324	27.360	37.207	35.757	198.5	15:30.378				
6	2	1:36.545	26.399	35.331	34.815	206.5	16:11.494	6	1	1:39.059	26.832	36.384	35.843	205.7	17:09.437				
7	2	1:36.160	26.519	35.123	34.518	206.1	17:47.654	7	1	1:39.216	26.651	36.758	35.807	200.0	18:48.653				
8	2	3:20.780 B	26.401	35.740	2:18.639	208.1	21:08.434	8	1	1:42.832	26.864	38.359	37.609	195.7	20:31.485				
9	1	1:49.019	33.477	40.223	35.319	125.7	22:57.453	9	1	1:37.992	26.638	35.958	35.396	210.5	22:09.477				
10	1	1:37.250	26.535	35.640	35.075	201.5	24:34.703	10	1	1:41.900	26.653	37.430	37.817	203.0	23:51.377				
11	1	1:37.365	27.352	35.335	34.678	194.2	26:12.068	11	1	4:58.298 B	33.112	38.566	3:46.620	213.4	28:49.675				
12	1	1:37.503	25.924	35.196	36.383	203.0	27:49.571	12	1	1:57.972	41.058	37.947	38.967	123.6	30:47.647				
13	1	3:47.002 B	25.891	35.062	2:46.049	208.5	31:36.573	13	1	1:39.884	26.919	36.692	36.273	205.7	32:27.531				
14	1	1:44.283	32.884	36.619	34.780	140.3	33:20.856	14	1	1:42.083	28.162	37.981	35.940	208.5	34:09.614				
15	1	1:38.907	27.349	35.350	36.208	206.5	34:59.763	15	1	1:38.352	26.271	36.248	35.833	206.5	35:47.966				
16	1	1:41.957	26.046	37.071	38.840	207.3	36:41.720	16	1	1:41.216	26.846	38.133	36.237	188.2	37:29.182				
17	1	1:37.669	26.066	36.746	34.857	208.9	38:19.389	17	1	1:40.650	26.520	36.815	37.315	200.4	39:09.832				
18	1	1:37.879	26.360	35.897	35.622	212.2	40:47.711												
31 Shelby Cobra 289 1964 1. Philippe GIAUQUE GT5 2. Benjamin MONNAY																			
1	2	3:10.328	2:02.345	34.507	33.476	136.5	3:10.328	1	2	6:57.672 B	32.485	46.292	5:38.895	187.8	10:08.000				
2	2	1:47.955	33.150	38.889	35.916	128.0	11:55.955	3	2	1:47.955	33.150	38.889	35.916	128.0	11:55.955				
3	2	1:34.067	26.111	34.562	33.394	192.2	13:30.022	4	2	1:34.067	26.111	34.562	33.394	192.2	13:30.022				
4	2	1:33.831	26.340	34.072	33.419	189.5	15:03.853	5	2	1:33.831	26.340	34.072	33.419	189.5	15:03.853				
5	2	1:34.246	26.146	34.409	33.691	195.3	16:38.099	6	2	1:34.246	26.146	34.409	33.691	195.3	16:38.099				
6	2	1:35.696	26.655	34.928	34.113	203.4	18:13.795	7	2	1:35.696	26.655	34.928	34.113	203.4	18:13.795				
7	2	2:28.030 B	25.865	34.602	1:27.563	202.2	20:41.825	8	2	2:28.030 B	25.865	34.602	1:27.563	202.2	20:41.825				
8	2	1:39.144	30.576	34.664	33.904	152.8	22:20.969	9	2	1:39.144	30.576	34.664	33.904	152.8	22:20.969				
9	2	3:45.542 B	26.343	35.925	2:43.274	198.2	26:06.511	10	2	3:45.542 B	26.343	35.925	2:43.274	198.2	26:06.511				
10	1	1:56.623	40.890	37.749	37.984	93.7	28:03.134	11	1	1:56.623	40.890	37.749	37.984	93.7	28:03.134				
11	1	1:35.811	26.832	35.313	33.666	220.9	29:38.945	12	1	1:35.811	26.832	35.313	33.666	220.9	29:38.945				
12	1	1:34.661	26.115	34.675	33.871	214.3	31:13.606	13	1	1:34.661	26.115	34.675	33.871	214.3	31:13.606				
13	1	1:35.525	26.324	34.789	34.412	210.9	32:49.131	14	1	1:35.525	26.324	34.789	34.412	210.9	32:49.131				
14	1	1:34.696	26.367	34.604	33.725	209.3	34:23.827	15	1	1:34.696	26.367	34.604	33.725	209.3	34:23.827				
15	1	1:34.218	26.026	34.526	33.666	215.6	35:58.045	16	1	1:34.218	26.026	34.526	33.666	215.6	35:58.045				
32 Lotus Elan 26R 1965 1. Ross HYETT GT2 2. Nick HYETT																			
1	1	2:24.902	1:11.011	38.052	35.839		2:24.902	1	1	2:24.902	1:11.011	38.052	35.839		2:24.902				
2	1	7:23.230 B	29.388	45.077	6:08.765		9:48.132	2	1	7:23.230 B	29.388	45.077	6:08.765		9:48.132				



SIXTIES' ENDURANCE GRAND PRIX DE L'AGE D'OR QUALIFYING

Sector Analysis

Lap under Red Flag							Invalidated Lap		Personal Best		Session Best		B Crossing the pit lane									
Lap	D	Time	Sector 1	Sector 2	Sector 3	T. Spd	Elapsed	Lap	D	Time	Sector 1	Sector 2	Sector 3	T. Spd	Elapsed							
3	1	1:44.154	32.374	36.454	35.326		11:32.286	12	1	1:36.342	26.518	35.116	34.708	213.0	28:31.908							
4	1	1:37.995	26.845	36.128	35.022		13:10.281	13	1	1:36.694	26.918	35.062	34.714	206.1	30:08.602							
5	1	1:37.692	26.925	35.703	35.064		14:47.973	14	1	4:52.510B	26.027	35.137	3:51.346	216.4	35:01.112							
6	1	1:37.242	26.445	35.475	35.322	204.9	16:25.215	15	2	1:47.703	35.530	36.195	35.978	127.2	36:48.815							
7	1	1:37.413	26.437	36.075	34.901	203.4	18:02.628	16	2	1:37.747	26.356	36.262	35.129	205.7	38:26.562							
8	1	1:37.290	26.685	35.682	34.923	208.1	19:39.918	17	2	1:37.668	26.688	35.773	35.207	196.0	40:04.230							
9	1	1:36.768	26.282	35.551	34.935	208.1	21:16.686	41 AC Cobra Daytona 1965 1. David HART 2. Olivier HART GT5														
10	1	4:26.530B	26.794	35.948	3:23.788		25:43.216															
11	2	1:51.389	37.814	37.505	36.070		27:34.605	1	2	2:01.476	49.674	38.298	33.504	131.5	2:01.476							
12	2	1:39.334	26.935	37.176	35.223		29:13.939	2	2	1:53.183	25.056	33.705	54.422	220.4	3:54.659							
13	2	1:41.782	26.841	38.150	36.791		30:55.721	3	2	5:52.625B	51.061	51.623	4:09.941	65.9	9:47.284							
14	2	1:39.657	26.678	37.973	35.006		32:35.378	4	2	1:38.799	32.081	34.041	32.677	142.1	11:26.083							
15	2	1:38.837	26.827	36.569	35.441		34:14.215	5	2	1:30.114	24.601	33.300	32.213	225.5	12:56.197							
16	2	1:39.028	26.533	37.170	35.325		35:53.243	6	2	1:31.083	24.852	33.611	32.620	220.4	14:27.280							
17	2	1:38.188	26.892	36.188	35.108		37:31.431	7	2	3:21.817B	25.857	34.247	2:21.713	196.4	17:49.097							
18	2	1:39.413	26.825	36.672	35.916	188.5	39:10.844	8	1	1:39.839	32.053	34.248	33.538	150.0	19:28.936							
19	2	1:37.401	26.481	35.983	34.937		40:48.245	9	1	1:33.844	26.040	34.590	33.214	192.9	21:02.780							
34 Lotus Elan 26R 1965 1. Romain GUERARDELLE 2. Charles-Edouard ROUSSE GT2							10									1	1:33.968	25.543	34.668	33.757	206.5	22:36.748
1	1	3:03.171	1:49.128	37.514	36.529	120.5	3:03.171	11	1	1:33.541	26.034	34.641	32.866	204.9	24:10.289							
2	1	6:58.448B	34.290	49.085	5:35.073	157.9	10:01.619	12	1	1:33.576	25.680	34.801	33.095	201.1	25:43.865							
3	1	1:49.566	33.817	38.671	37.078	134.7	11:51.185	13	1	1:33.221	25.644	34.662	32.915	205.3	27:17.086							
4	1	1:40.153	27.438	36.907	35.808	196.0	13:31.338	14	1	1:33.042	25.480	34.708	32.854	208.9	28:50.128							
5	1	1:38.356	26.752	35.968	35.636	191.2	15:09.694	15	1	1:33.077	25.479	34.286	33.312	206.9	30:23.205							
6	1	1:39.495	27.391	36.229	35.875	194.6	16:49.189	16	1	1:33.099	25.684	34.390	33.025	206.9	31:56.304							
7	1	1:39.670	26.516	35.997	37.157	199.3	18:28.859	17	1	1:32.834	25.164	34.945	32.725	218.6	33:29.138							
8	1	1:38.692	26.816	36.333	35.543	197.8	20:07.551	18	1	1:33.083	26.138	34.338	32.607	203.4	35:02.221							
9	1	1:39.415	27.051	36.486	35.878	195.7	21:46.966	19	1	1:32.981	25.861	34.483	32.637	217.3	36:35.202							
10	1	1:42.298	27.518	38.725	36.055	198.2	23:29.264	20	1	1:35.468	25.859	34.126	35.483	216.9	38:10.670							
11	1	1:39.786	26.824	36.618	36.344	196.4	25:09.050	43 Jaguar E-Type 3.8 1965 1. James THORPE 2. Phil QUAIFE GT4														
12	1	3:10.489B	27.318	37.930	2:05.241	187.8	28:19.539	1	1	2:02.266	48.519	40.410	33.337	140.4	2:02.266							
13	2	1:49.414	36.088	37.015	36.311	134.5	30:08.953	2	1	1:46.188	25.307	34.220	46.661		3:48.454							
14	2	1:39.422	26.811	36.203	36.408	199.6	31:48.375	3	1	7:25.411B	50.453	51.175	5:43.783	75.4	11:13.865							
15	2	1:39.623	27.258	36.446	35.919	179.4	33:27.998	4	1	1:44.140	34.969	36.409	32.762		12:58.005							
16	2	1:39.901	27.178	36.967	35.756	199.3	35:07.899	5	1	1:33.510	25.842	34.571	33.097	184.9	14:31.515							
17	2	1:39.704	27.020	36.304	36.380	198.5	36:47.603	6	1	1:36.733	28.189	35.122	33.422	181.5	16:08.248							
18	2	1:38.944	27.113	36.090	35.741	189.1	38:26.547	7	1	1:33.428	25.843	34.453	33.132	187.5	17:41.676							
19	2	1:39.220	27.391	36.199	35.630	192.5	40:05.767	8	1	1:35.605	25.566	35.835	34.204	200.4	19:17.281							
38 Lotus Elan 26R 1965 1. Andrew JAMIESON 2. Matthew HOLME GT2							9									1	3:35.032B	26.018	37.223	2:31.791	192.9	22:52.313
1	1	10:36.863B	2:23.342	38.557	7:34.964	134.3	10:36.863	10	2	1:44.320	34.681	35.100	34.539		24:36.633							
2	1	1:48.789	35.968	37.045	35.776	128.7	12:25.652	11	2	1:35.003	26.839	35.502	32.662	197.1	26:11.636							
3	1	1:37.626	26.381	36.298	34.947	210.9	14:03.278	12	2	1:31.431	25.068	33.692	32.671		27:43.067							
4	1	1:36.610	26.138	35.223	35.249	210.9	15:39.888	13	2	1:32.564	25.094	34.044	33.426		29:15.631							
5	1	1:36.648	26.344	34.744	35.560	213.4	17:16.536	14	2	3:05.203B	25.856	35.385	2:03.962	196.7	32:20.834							
6	1	1:36.351	25.942	35.573	34.836	215.6	18:52.887	15	2	1:50.628	36.671	40.469	33.488	147.3	34:11.462							
7	1	1:37.724	25.964	35.539	36.221	218.2	20:30.611	16	2	1:39.770	25.454	40.318	33.998		35:51.232							
8	1	1:36.959	25.812	35.832	35.315	215.1	22:07.570	17	2	1:33.382	25.666	34.860	32.856	191.2	37:24.614							
9	1	1:35.533	25.751	35.028	34.754	219.5	23:43.103	18	2	1:35.766	25.335	36.650	33.781	202.6	39:00.380							
10	1	1:36.628	26.156	35.052	35.420	220.4	25:19.731	55 Lotus Elan 26R 1964 1. Stephan JOEBSTL 2. Will NUTHALL GT2														
11	1	1:35.835	26.231	35.071	34.533	213.0	26:55.566															

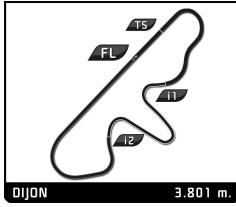


SIXTIES' ENDURANCE GRAND PRIX DE L'AGE D'OR QUALIFYING

Sector Analysis

Lap under Red Flag Invalidated Lap Personal Best Session Best Crossing the pit lane

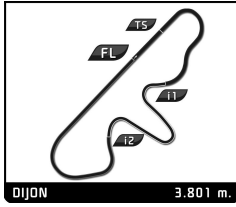
Lap	D	Time	Sector 1	Sector 2	Sector 3	T. Spd	Elapsed	Lap	D	Time	Sector 1	Sector 2	Sector 3	T. Spd	Elapsed		
56 Shelby Cobra Daytona Coupe 1965 1.Phil MULACEK 2.Sterling MULACEK GT5																	
1	1	3:55.818	2:15.727	40.996	59.095	128.7	3:55.818	1	1	3:52.492	2:16.265	41.710	54.517	125.1	3:52.492		
2	1	6:34.221	B	51.279	52.085	4:50.857	62.9	10:30.039	2	1	6:31.923	B	51.149	51.783	4:48.991	70.3	10:24.415
3	1	1:52.231	36.838	38.880	36.513	126.8	12:22.270	3	1	1:47.923	35.706	37.622	34.595	118.9	12:12.338		
4	1	1:47.390	29.418	39.919	38.053	177.9	14:09.660	4	1	1:40.430	26.074	38.392	35.964	203.4	13:52.768		
5	1	1:39.726	28.319	37.142	34.265	180.6	15:49.386	5	1	1:43.688	26.437	40.191	37.060	197.4	15:36.456		
6	1	1:43.849	29.013	38.236	36.600	183.7	17:33.235	6	1	1:38.848	26.728	36.995	35.125	196.0	17:15.304		
7	1	1:44.442	29.354	38.540	36.548	192.2	19:17.677	7	1	1:42.447	26.531	40.765	35.151	196.7	18:57.751		
8	1	1:42.641	28.886	37.513	36.242	171.7	21:00.318	8	1	1:35.884	26.275	35.267	34.342	200.7	20:33.635		
9	1	4:38.788	B	28.583	37.334	3:32.871	187.2	25:39.106	9	1	3:38.803	B	27.245	37.386	2:34.172	196.0	24:12.438
10	2	1:49.220	35.991	37.005	36.224	135.2	27:28.326	10	2	1:43.294	32.862	35.707	34.725	148.1	25:55.732		
11	2	1:40.045	28.158	37.571	34.316	205.3	29:08.371	11	2	1:36.737	26.644	36.152	33.941	208.1	27:32.469		
12	2	1:38.476	27.203	35.726	35.547	183.7	30:46.847	12	2	1:36.321	27.000	35.442	33.879	191.5	29:08.790		
13	2	1:37.353	26.995	35.495	34.863	204.5	32:24.200	13	2	1:40.869	27.434	36.143	37.292	186.2	30:49.659		
14	2	1:36.318	26.554	35.506	34.258	211.8	34:00.518	14	2	1:36.529	26.515	35.360	34.654	214.3	32:26.188		
15	2	1:37.491	27.465	35.679	34.347	182.7	35:38.009	15	2	1:34.863	26.183	34.849	33.831	210.9	34:01.051		
16	2	1:38.102	27.109	35.931	35.062	203.8	37:16.111	16	2	1:38.650	27.379	35.722	35.549	186.5	35:39.701		
17	2	1:35.853	26.693	35.202	33.958	217.3	38:51.964	17	2	1:37.187	26.324	36.124	34.739	207.7	37:16.888		
18	2	1:37.081	26.389	36.434	34.258	206.5	40:29.045	18	2	1:35.380	26.478	35.243	33.659	211.4	38:52.268		
19	2	1:35.826	26.383	35.557	33.886	210.5	40:28.094	19	2	1:34.609	25.769	34.906	33.934	210.1	39:17.853		
61 Morgan SLR 1965 1.Simon OREBI GANN 2.Calum LOCKIE GT3																	
1	2	3:21.183	2:06.540	38.273	36.370	123.0	3:21.183	1	1	2:20.808	1:07.573	37.514	35.721		2:20.808		
2	2	7:30.036	B	39.188	48.607	6:02.241	141.4	10:51.219	2	1	7:23.419	B	26.111	36.126	6:21.182	200.7	9:44.227
3	2	1:58.914	38.624	41.866	38.424	107.4	12:50.133	3	1	1:42.355	33.346	35.053	33.956		11:26.582		
4	2	1:38.875	26.656	36.180	36.039	209.7	14:29.008	4	1	1:34.086	25.956	34.556	33.574		13:00.668		
5	2	3:33.304	B	27.017	40.917	2:25.370	192.5	18:02.312	5	1	1:33.285	25.266	34.142	33.877		14:33.953	
6	1	2:05.704	42.977	43.686	39.041	103.9	20:08.016	6	1	1:36.030	26.386	35.876	33.768		16:09.983		
7	1	1:48.785	29.488	39.853	39.444	182.1	21:56.801	7	1	1:33.261	25.358	34.435	33.468	216.0	17:43.244		
8	1	1:46.763	29.570	38.902	38.291	181.5	23:43.564	8	1	1:34.609	25.769	34.906	33.934	210.1	19:17.853		
62 Shelby Cobra 289 1965 1.Eric MOUEZ 2.Jean-Marc BACHELIER GT5																	
1	1	3:53.919	2:14.531	40.813	58.575		3:53.919	1	1	3:53.919	2:14.531	40.813	58.575		3:53.919		
2	1	6:51.398	B	51.027	52.031	5:08.340	10:45.317	2	1	6:51.398	B	51.027	52.031	5:08.340	10:45.317		
3	1	1:51.757	35.607	39.202	36.948		12:37.074	3	1	1:51.757	35.607	39.202	36.948		12:37.074		
4	1	1:42.887	28.035	38.430	36.422		14:19.961	4	1	1:42.887	28.035	38.430	36.422		14:19.961		
5	1	1:43.158	28.802	37.794	36.562		16:03.119	5	1	1:43.158	28.802	37.794	36.562		16:03.119		
6	1	1:42.940	28.832	37.989	36.119	180.0	17:46.059	6	1	1:42.940	28.832	37.989	36.119	180.0	17:46.059		
7	1	1:45.730	31.111	37.856	36.763	201.1	19:31.789	7	1	1:45.730	31.111	37.856	36.763	201.1	19:31.789		
8	1	1:41.117	27.811	37.360	35.946		21:12.906	8	1	1:41.117	27.811	37.360	35.946		21:12.906		
9	1	1:40.406	27.886	37.001	35.519		22:53.312	9	1	1:40.406	27.886	37.001	35.519		22:53.312		
10	1	1:48.186	35.011	37.636	35.539		24:41.498	10	1	1:48.186	35.011	37.636	35.539		24:41.498		
11	1	4:04.765	B	29.865	38.037	2:56.863	28:46.263	11	1	4:04.765	B	29.865	38.037	2:56.863	28:46.263		
12	2	1:47.123	35.213	36.267	35.643		30:33.386	12	2	1:47.123	35.213	36.267	35.643		30:33.386		
13	2	1:39.400	27.268	36.403	35.729	220.9	32:12.786	13	2	1:39.400	27.268	36.403	35.729	220.9	32:12.786		
14	2	1:45.491	28.821	40.506	36.164		33:58.277	14	2	1:45.491	28.821	40.506	36.164		33:58.277		
15	2	1:38.676	27.669	35.549	35.458		35:36.953	15	2	1:38.676	27.669	35.549	35.458		35:36.953		
16	2	1:39.321	27.593	36.140	35.588	206.1	37:16.274	16	2	1:39.321	27.593	36.140	35.588	206.1	37:16.274		
17	2	1:58.477	32.861	42.000	43.616	179.4	39:14.751	17	2	1:58.477	32.861	42.000	43.616	179.4	39:14.751		
63 AC Cobra 289 SI 1965 1.Roderick JACK 2.Rory JACK GT5																	
1	1	3:52.492	2:16.265	41.710	54.517	125.1	3:52.492	1	1	3:52.492	2:16.265	41.710	54.517	125.1	3:52.492		
2	1	6:31.923	B	51.149	51.783	4:48.991	70.3	10:24.415	2	1	6:31.923	B	51.149	51.783	4:48.991	70.3	10:24.415
3	1	1:47.923	35.706	37.622	34.595	118.9	12:12.338	3	1	1:47.923	35.706	37.622	34.595	118.9	12:12.338		
4	1	1:40.430	26.074	38.392	35.964	203.4	13:52.768	4	1	1:40.430	26.074	38.392	35.964	203.4	13:52.768		
5	1	1:43.688	26.437	40.191	37.060	197.4	15:36.456	5	1	1:43.688	26.437	40.191	37.060	197.4	15:36.456		
6	1	1:38.848	26.728	36.995	35.125	196.0	17:15.304	6	1	1:38.848	26.728	36.995	35.125	196.0	17:15.304		
7	1	1:42.447	26.531	40.765	35.151	196.7	18:57.751	7	1	1:42.447	26.531	40.765	35.151	196.7	18:57.751		
8	1	1:35.884	26.275	35.267	34.342	200.7	20:33.635	8	1	1:35.884	26.275	35.267	34.342	200.7	20:33.635		
9	1	3:38.803	B	27.245	37.386	2:34.172	196.0	24:12.438	9	1	3:38.803	B	27.245	37.386	2:34.172	196.0	24:12.438
10	2	1:43.294	32.862	35.707	34.725	148.1	25:55.732	10	2	1:43.294	32.862	35.707	34.725	148.1	25:55.732		
11	2	1:36.737	26.644	36.152	33.941	208.1	27:32.469	11	2	1:36.737	26.644	36.152	33.941	208.1	27:32.469		
12	2	1:36.321	27.000	35.442	33.879	191.5	29:08.790	12	2	1:36.321	27.000	35.442	33.879	191.5	29:08.790		
13	2	1:40.869	27.434	36.143	37.292	186.2	30:49.659	13	2	1:40.869	27.434	36.143	37.292	186.2	30:49.659		
14	2	1:36.529	26.515	35.360	34.654	214.3	32:26.188	14	2	1:36.529	26.515	35.360	34.654	214.3	32:26.188		
15	2	1:34.863	26.183	34.849	33.831	210.9	34:01.051	15	2	1:34.863	26.183	34.849	33.831	210.9	34:01.051		
16	2	1:38.650	27.379	35.722	35.549	186.5	35:39.701	16	2	1:38.650	27.379	35.722	35.549	186.5	35:39.701		
17	2	1:37.187	26.324	36.124	34.739	207.7	37:16.888	17	2	1:37.187	26.324	36.124	34.739	207.7	37:16.888		
18	2	1:35.380	26.478	35.243	33.659	211.4	38:52.268	18	2	1:35.380	26.478	35.243	33.659	211.4	38:52.268		
19	2	1:34.609	25.769	34.906	33.886	210.5	40:28.094	19	2	1:34.609	25.769	34.906	33.886	210.5	40:28.094		
65 Shelby Cobra 289 1965 1.Vincent KOLB GT5																	
1	1	2:20.808	1:07.573	37.514	35.721		2:20.808	1	1	2:20.808	1:07.573	37.514	35.721		2:20.808		
2	1	7:23.419	B	26.111	36.126	6:21.182	200.7	9:44.227	2	1	7:23.419	B	26.111	36.126	6:21.182	200.7	9:44.227
3	1	1:42.355	33.346	35.053	33.956		11:26.582	3	1	1:42.355	33.346	35.053	33.956		11:26.582		
4	1	1:34.086	25.956	34.556	33.574		13:00.668	4	1	1:34.086	25.956	34.556	33.574		13:00.668		
5	1	1:33.285	25.266	34.142	33.877		14:33.953	5	1	1:33.285	25.266	34.142	33.877		14:33.953		
6	1	1:36.030	26.386	35.876	33.768		16:09.983	6	1	1:36.030							



SIXTIES' ENDURANCE GRAND PRIX DE L'AGE D'OR QUALIFYING

Sector Analysis

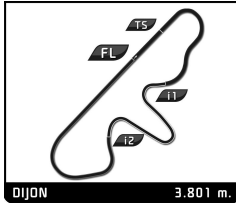
Lap under Red Flag											Invalidated Lap	Personal Best	Session Best	B Crossing the pit lane	
Lap	D	Time	Sector 1	Sector 2	Sector 3	T. Spd	Elapsed	Lap	D	Time	Sector 1	Sector 2	Sector 3	T. Spd	Elapsed
67 Shelby Mustang GT350 1965 1.Thomas STUDER GT5															
1	1	3:17.659	2:03.930	38.589	35.140	122.0	3:17.659								
2	1	6:54.667 B	38.977	48.227	5:27.463	156.1	10:12.326								
3	1	1:46.232	34.504	36.632	35.096		11:58.558								
4	1	1:38.150	27.629	35.778	34.743	172.0	13:36.708								
5	1	1:40.536	28.492	36.816	35.228	168.0	15:17.244								
6	1	1:40.250	27.996	36.728	35.526	177.3	16:57.494								
7	1	6:00.227 B	28.454	38.826	4:52.947	165.6	22:57.721								
8	1	1:51.647	38.756	37.221	35.670	128.4	24:49.368								
9	1	1:40.794	27.913	37.453	35.428	177.6	26:30.162								
10	1	1:40.528	28.159	37.002	35.367	175.3	28:10.690								
11	1	1:40.733	27.513	37.277	35.943	192.9	29:51.423								
12	1	3:56.832 B	28.756	39.262	2:48.814	175.6	33:48.255								
13	1	1:56.848	41.869	38.538	36.441	116.3	35:45.103								
69 Porsche 904/6 Carrera GTS 1965 1. Mr JOHN OF B 2.Thibaud GUITTARD GT2															
1	1	2:08.545	52.661	39.641	36.243	125.7	2:08.545								
2	1	7:47.035 B	27.941	37.054	6:42.040	180.0	9:55.580								
3	1	1:48.551	35.853	36.907	35.791	125.6	11:44.131								
4	1	1:38.992	27.401	36.525	35.066	183.7	13:23.123								
5	1	1:37.403	27.320	35.540	34.543	191.2	15:00.526								
6	1	1:36.961	26.988	35.603	34.370	196.4	16:37.487								
7	1	1:37.187	26.995	35.694	34.498	201.9	18:14.674								
8	1	4:12.316 B	28.835	36.007	3:07.474	198.5	22:26.990								
9	2	1:46.093	34.350	35.895	35.848	131.2	24:13.083								
10	2	1:36.696	26.785	35.396	34.515	196.4	25:49.779								
11	2	1:39.138	27.033	37.024	35.081	196.4	27:28.917								
12	2	1:38.015	27.473	35.532	35.010	186.5	29:06.932								
13	2	1:38.876	27.076	36.531	35.269	193.2	30:45.808								
14	2	1:36.387	26.747	35.129	34.511	190.1	32:22.195								
15	2	1:36.207	26.556	34.998	34.653	200.7	33:58.402								
16	2	1:39.346	27.854	36.251	35.241	189.5	35:37.748								
17	2	1:41.911	28.201	37.365	36.345	197.1	37:19.659								
18	2	1:38.320	27.485	35.966	34.869	178.8	38:57.979								
19	2	1:36.060	26.359	35.176	34.525	203.8	40:34.039								
74 AC Cobra 289 Mk II 1965 1.Bas JANSEN GT5 2.Chris CHILES JR															
1	1	2:20.910	1:08.056	37.695	35.159	122.3	2:20.910								
2	1	7:25.554 B	27.148	36.412	6:21.994	174.5	9:46.464								
3	1	1:42.823	32.925	36.068	33.830	136.2	11:29.287								
4	1	1:34.537	26.039	35.176	33.322	205.7	13:03.824								
5	1	1:34.257	25.919	34.725	33.613	205.3	14:38.081								
6	1	1:34.978	26.544	34.825	33.609	217.7	16:13.059								
7	1	1:34.167	26.386	34.395	33.386	202.2	17:47.226								
8	1	1:34.739	25.922	34.919	33.898	221.8	19:21.965								
9	1	1:36.799	27.618	35.324	33.857	205.3	20:58.764								
10	1	1:34.636	25.906	34.639	34.091		22:33.400								
11	1	3:15.668 B	25.945	34.432	2:15.291	205.3	25:49.068								
12	2	1:42.351	33.007	35.559	33.785		27:31.419								
13	2	1:35.658	26.035	35.729	33.894	211.8	29:07.077								
14	2	1:35.282	26.075	35.299	33.908	204.9	30:42.359								
15	2	1:34.772	26.108	34.991	33.673	210.5	32:17.131								
16	2	1:34.804	26.307	34.722	33.775		33:51.935								
17	2	1:34.866	26.293	34.920	33.653	201.1	35:26.801								
18	2	1:34.610	26.127	34.758	33.725	212.6	37:01.411								
19	2	1:34.447	26.136	34.576	33.735	204.9	38:35.858								
20	2	1:34.327	26.057	34.882	33.388	209.3	40:10.185								
76 Shelby Cobra 289 1963 1.Abraham BONTRUP GT5															
1	1	2:03.817	50.854	38.734	34.229	144.8	2:03.817								
2	1	8:34.045 B	4:35.062	41.170	3:17.813	226.4	10:37.862								
3	1	1:46.913	35.561	36.900	34.452	144.0	12:24.775								
4	1	1:36.711	26.927	36.026	33.758	209.3	14:01.486								
5	1	1:36.698	26.924	35.744	34.030	190.1	15:38.184								
6	1	1:35.727	26.692	35.371	33.664	194.9	17:13.911								
7	1	1:47.439	26.788	45.842	34.809	196.0	19:01.350								
8	1	1:34.908	26.473	34.991	33.444	197.4	20:36.258								
9	1	3:32.798 B	27.888	35.625	2:29.285	163.4	24:09.056								
10	1	1:41.403	32.863	34.896	33.644	140.8	25:50.459								
11	1	1:35.349	26.428	35.280	33.641	188.2	27:25.808								
12	1	1:34.203	26.446	34.374	33.383	185.9	29:00.011								
13	1	1:33.518	26.165	34.354	32.999	191.2	30:33.529								
14	1	1:34.391	26.146	34.357	33.888	196.7	32:07.920								
15	1	1:35.229	26.381	34.917	33.931	184.6	33:43.149								
16	1	1:34.386	26.064	34.677	33.645	193.2	35:17.535								
17	1	1:33.786	25.893	34.685	33.208	203.0	36:51.321								
18	1	1:35.144	26.742	34.806	33.596	179.4	38:26.465								
19	1	1:34.287	25.778	34.842	33.667	201.9	40:00.752								
79 Lotus Elan 26R 1965 1.Mark DRAIN GT2 2.Alfie BRIGGS															
1	1	2:10.035	55.299	38.406	36.330	127.2	2:10.035								
2	1	2:03.492	28.116	36.310	59.066	170.6	4:13.527								
3	1	6:22.314 B	45.605	47.304	4:49.405	83.1	10:35.841								
4	1	1:50.094	36.616	37.135	36.343	126.5	12:25.935								
5	1	1:40.518	27.123	37.180	36.215	191.8	14:06.453								



SIXTIES' ENDURANCE GRAND PRIX DE L'AGE D'OR QUALIFYING

Sector Analysis

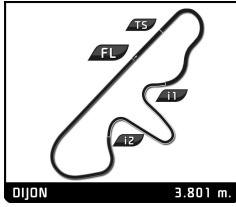
Lap under Red Flag											Invalidated Lap	Personal Best	Session Best	B Crossing the pit lane	
Lap	D	Time	Sector 1	Sector 2	Sector 3	T. Spd	Elapsed	Lap	D	Time	Sector 1	Sector 2	Sector 3	T. Spd	Elapsed
88 Jaguar E-Type 3.8 1965 1. Jean-Marc RIVET-FUSIL GT4															
1	1	2:23.464	1:06.813	38.049	38.602		2:23.464								
2	1	7:30.182 B	30.214	44.922	6:15.046	161.7	9:53.646								
3	1	1:50.321	36.836	37.013	36.472	129.0	11:43.967								
4	1	1:42.268	29.086	36.653	36.529		13:26.235								
5	1	1:42.909	28.989	37.562	36.358	176.5	15:09.144								
6	1	1:41.245	28.037	36.776	36.432	191.2	16:50.389								
7	1	1:41.054	27.954	36.124	36.976	192.9	18:31.443								
8	1	1:40.821	28.083	36.399	36.339	196.0	20:12.264								
9	1	1:40.663	27.991	36.768	35.904	210.1	21:52.927								
10	1	1:40.223	27.932	35.918	36.373	185.6	23:33.150								
11	1	1:40.615	27.884	36.651	36.080	194.6	25:13.765								
12	1	1:41.450	27.978	37.170	36.302	189.5	26:55.215								
13	1	1:41.456	28.451	36.393	36.612		28:36.671								
14	1	1:42.467	28.161	37.824	36.482	185.9	30:19.138								
15	1	1:41.012	27.978	36.878	36.156	187.8	32:00.150								
16	1	1:39.806	27.826	35.908	36.072	189.5	33:39.956								
17	1	1:41.454	28.187	36.884	36.383	184.6	35:21.410								
18	1	1:42.136	28.087	37.311	36.738	190.5	37:03.546								
19	1	1:42.247	28.167	37.227	36.853	185.6	38:45.793								
20	1	1:41.035	28.066	36.360	36.609	193.2	40:26.828								
89 Shelby Cobra Daytona Coupe 1965 1. Laurent COURBIN 2. Antoine WEIL GT5															
1	1	2:44.661	1:26.609	40.798	37.254	130.0	2:44.661								
2	1	7:41.315 B	33.572	45.303	6:22.440	136.2	10:25.976								
3	1	1:55.607	38.212	40.748	36.647	111.1	12:21.583								
4	1	1:43.439	28.873	39.457	35.109	180.6	14:05.022								
5	1	1:42.604	29.189	38.325	35.090	176.8	15:47.626								
6	1	1:41.619	29.155	37.631	34.833	168.5	17:29.245								
7	1	1:40.220	27.874	37.597	34.749	190.8	19:09.465								
8	1	1:40.859	28.359	37.595	34.905	202.6	20:50.324								
9	1	3:52.671 B	28.327	39.686	2:44.658	180.0	24:42.995								
10	2	1:43.161	31.899	35.628	35.634	143.4	26:26.156								
11	2	1:34.199	26.035	34.504	33.660	196.0	28:00.355								
98 Shelby Cobra 289 1965 1. Nikolaus DITTING GT5															
1	1	2:39.577	1:27.687	37.572	34.318	132.8	2:39.577								
2	1	7:14.786 B	26.740	41.478	6:06.568	193.9	9:54.363								
3	1	1:44.429	35.569	34.737	34.123	127.7	11:38.792								
4	1	1:34.922	26.243	34.877	33.802	209.7	13:13.714								
5	1	1:34.922	26.531	34.540	33.858	206.1	14:48.643								
6	1	1:36.297	26.611	35.142	34.544	197.1	16:24.940								
7	1	1:35.649	26.250	35.327	34.072	212.6	18:00.589								
8	1	1:34.846	26.300	34.505	34.041	206.9	19:35.435								
9	1	9:51.614 B	26.141	35.673	8:49.800	205.3	29:27.049								
10	1	1:41.543	32.530	34.888	34.125	137.6	31:08.592								
11	1	1:34.997	26.149	34.965	33.883	216.0	32:43.589								
12	1	1:36.197	27.521	34.700	33.976	201.5	34:19.786								
13	1	1:35.151	26.157	34.879	34.115	203.8	35:54.937								
14	1	1:35.993	26.631	35.000	34.362	200.4	37:30.930								
15	1	1:36.999	26.470	35.406	35.123	203.0	39:07.929								
16	1	1:34.306	26.157	34.435	33.714	211.4	40:42.235								
99 Lotus Elan 26R 1965 1. Andrew CAHILL 2. Matthew HOLME GT2															
1	2	1:56.338	42.972	38.017	35.349	129.2	1:56.338								
100 Jaguar E-Type 3.8 1965 1. Sébastien BERCHON GT4															
1	1	2:05.184	51.664	38.473	35.047	125.6	2:05.184								
2	1	1:52.500	25.908	35.118	51.474	204.5	3:57.684								
3	1	6:12.040 B	54.033	51.860	4:26.147	63.0	10:09.724								
4	1	1:42.987	32.123	36.511	34.353	142.9	11:52.711								
5	1	1:36.653	26.235	35.754	34.664	204.9	13:29.364								
6	1	1:37.242	26.817	35.938	34.487	187.2	15:06.606								
7	1	1:36.253	26.400	35.551	34.302	195.3	16:42.859								
8	1	3:02.372 B	27.585	36.003	1:58.784	185.2	19:45.231								
9	1	1:44.167	33.295	36.396	34.476	135.8	21:29.398								
10	1	1:44.050	33.656	35.944	34.450	213.0	23:13.448								
11	1	1:37.110	26.759	35.808	34.543	185.9	24:50.558								
12	1	1:37.707	26.912	36.057	34.738	179.7	26:28.265								
13	1	1:36.872	26.521	35.540	34.811	195.7	28:05.137								
14	1	5:07.941 B			3:46.753	189.8	33:13.078								
15	1	1:44.011	33.029	36.278	34.704	135.2	34:57.089								
122 Lotus Elan 26R 1965 1. Nigel ARMSTRONG 2. Raphaël de BORMAN GT2															
1	1	2:44.808	1:27.001	40.897	36.910	133.2	2:44.808								
2	1	7:58.608 B	32.082	44.570	6:41.956	131.4	10:43.416								
3	1	1:52.667	35.144	40.676	36.847	125.9	12:36.083								
4	1	1:41.921	27.590	38.905	35.426	188.8	14:18.004								
5	1	1:39.915	27.223	37.459	35.233	194.2	15:57.919								
6	1	1:38.203	26.863	36.558	34.782	196.0	17:36.122								
7	1	1:39.019	27.214	36.669	35.136	198.2	19:15.141								
8	1	3:34.326 B	27.534	36.927	2:29.865	191.8	22:49.467								
9	2	1:55.186	40.747	38.811	35.628	115.0	24:44.653								



SIXTIES' ENDURANCE GRAND PRIX DE L'AGE D'OR QUALIFYING

Sector Analysis

Lap under Red Flag											Invalidated Lap	Personal Best	Session Best	B Crossing the pit lane	
Lap	D	Time	Sector 1	Sector 2	Sector 3	T. Spd	Elapsed	Lap	D	Time	Sector 1	Sector 2	Sector 3	T. Spd	Elapsed
7	1	1:46.652	28.905	39.786	37.961	192.5	19:21.037	18	1	1:43.608	28.440	38.221	36.947	190.5	39:45.506
8	1	1:45.138	28.275	39.232	37.631	200.0	21:06.175	19	1	1:47.332	30.060	39.816	37.456	179.4	41:32.838
9	1	1:46.827	28.851	39.340	38.636	184.9	22:53.002	<div style="border: 1px solid black; padding: 2px;"> 421 Lotus Elan 26R 1964 1. Lukas BUCHER 2. Bruno WEIBEL </div>							GT2
10	1	1:45.997	29.036	38.650	38.311	184.0	24:38.999	1	2	2:24.701	1:10.385	38.091	36.225	110.8	2:24.701
11	1	4:23.596	B 32.486	45.924	3:05.186	177.3	29:02.595	2	2	7:24.679	B 29.185	46.179	6:09.315	164.9	9:49.380
12	2	2:08.057	44.267	43.339	40.451	91.9	31:10.652	3	2	1:47.713	33.812	38.026	35.875	133.7	11:37.093
13	2	1:53.358	32.185	40.586	40.587	203.0	33:04.010	4	2	1:38.446	26.103	36.657	35.686	213.4	13:15.539
14	2	1:54.144	32.270	40.455	41.419	164.1	34:58.154	5	2	1:38.744	26.404	36.640	35.700	210.1	14:54.283
15	2	1:51.985	32.605	39.432	39.948	193.5	36:50.139	6	2	1:38.529	26.384	36.336	35.809	213.9	16:32.812
16	2	1:49.353	31.525	38.814	39.014	170.6	38:39.492	7	2	6:46.675	B 29.686	39.609	5:37.380	164.1	23:19.487
17	2	1:47.860	29.837	39.124	38.899	191.8	40:27.352	8	1	1:49.562	35.241	37.736	36.585	127.8	25:09.049
<div style="border: 1px solid black; padding: 2px;"> 180 Jaguar E-Type 3.8 1965 1. Lee MOWLE 2. Phil KEEN </div>															
1	2	2:04.162	55.432	35.241	33.489	140.4	2:04.162	9	1	1:40.813	26.917	37.841	36.055	194.6	26:49.862
2	2	1:52.350	25.880	33.776	52.694	206.1	3:56.512	10	1	1:40.678	27.257	37.597	35.824	198.2	28:30.540
3	2	7:23.029	B 52.388	52.019	5:38.622	66.1	11:19.541	11	1	1:41.546	27.279	38.052	36.215	190.1	30:12.086
4	2	1:39.155	32.452	33.740	32.963	138.6	12:58.696	12	1	1:41.156	26.716	38.349	36.091	203.8	31:53.242
5	2	1:32.170	25.366	33.865	32.939	206.1	14:30.866	13	1	1:40.327	26.763	37.947	35.617	206.9	33:33.569
6	2	1:32.334	25.458	34.005	32.871	207.3	16:03.200	14	1	1:39.879	26.683	37.556	35.640	198.2	35:13.448
7	2	1:31.669	25.375	33.566	32.728	212.6	17:34.869	<div style="border: 1px solid black; padding: 2px;"> 556 Austin-Healey 3000 Mk II 1962 1. Philippe PETIT 2. Jérémy DA ROCHA </div>							GT3
8	2	3:41.070	B 25.476	35.048	2:40.546	210.1	21:15.939	1	2	3:15.964	1:57.934	39.086	38.944		3:15.964
9	1	1:41.965	32.607	35.489	33.869	144.2	22:57.904	2	2	6:58.058	B 39.523	47.499	5:31.036		10:14.022
10	1	1:38.591	26.883	36.971	34.737	198.2	24:36.495	3	2	1:53.187	35.968	38.341	38.878		12:07.209
11	1	1:36.363	26.690	35.814	33.859	199.3	26:12.858	4	2	1:43.761	28.082	37.806	37.873		13:50.970
12	1	1:34.099	25.922	34.549	33.628	205.3	27:46.957	5	2	1:43.662	28.005	37.526	38.131		15:34.632
13	1	1:33.775	25.858	34.612	33.305	207.7	29:20.732	6	2	1:42.630	27.789	37.180	37.661	188.5	17:17.262
14	1	1:34.097	26.193	34.505	33.399	205.3	30:54.829	7	2	1:44.576	27.676	38.553	38.347	193.2	19:01.838
15	1	1:33.126	25.512	34.356	33.258	217.3	32:27.955	8	2	4:04.003	B 27.861	37.903	2:58.239	187.8	23:05.841
16	1	1:36.781	26.570	35.545	34.666	203.4	34:04.736	9	1	2:16.887	45.484	48.864	42.539	89.4	25:22.728
17	1	1:38.604	25.879	37.926	34.799	208.5	35:43.340	10	1	2:00.480	34.203	44.230	42.047		27:23.208
18	1	1:34.103	25.811	34.807	33.485	207.3	37:17.443	11	1	2:00.079	34.160	43.962	41.957		29:23.287
19	1	1:35.371	26.644	34.849	33.878	203.4	38:52.814	12	1	1:56.793	32.840	42.133	41.820		31:20.080
<div style="border: 1px solid black; padding: 2px;"> 185 Lotus Elan 26R 1964 1. Stephen BOND 2. Cliff GRAY </div>															
1	2	2:27.680	1:12.922	38.728	36.030	117.3	2:27.680	13	1	1:56.492	33.895	41.649	40.948	153.2	33:16.572
2	2	7:30.784	B 28.235	45.332	6:17.217	177.3	9:58.464	14	1	1:55.875	32.667	42.446	40.762	164.4	35:12.447
3	2	1:52.537	36.593	38.871	37.073	116.3	11:51.001	15	1	1:59.873	33.531	45.011	41.331	158.8	37:12.320
4	2	1:42.063	27.611	38.268	36.184	199.3	13:33.064	16	1	2:01.088	33.957	44.071	43.060	150.0	39:13.408
5	2	1:42.316	27.891	37.591	36.834	192.9	15:15.380	17	1	1:56.286	32.586	42.200	41.500	164.9	41:09.694
6	2	1:41.705	27.777	37.552	36.376	185.6	16:57.085	<div style="border: 1px solid black; padding: 2px;"> 888 Jaguar E-Type 3.8 1965 1. Steven OSBORNE 2. Chris WARD </div>							GT4
7	2	1:42.225	27.881	37.858	36.486	200.0	18:39.310	1	1	2:49.578	1:38.320	37.047	34.211	128.1	2:49.578
8	2	1:43.072	28.484	37.955	36.633	181.5	20:22.382	2	1	8:00.144	B 29.746	47.397	6:43.001	150.0	10:49.722
9	2	1:41.205	27.744	37.280	36.181	197.1	22:03.587	3	1	1:44.344	32.327	37.068	34.949	135.2	12:34.066
10	2	3:33.005	B 28.470	38.475	2:26.060	184.6	25:36.592	4	1	1:35.570	26.869	35.160	33.541	201.1	14:09.636
11	1	1:54.946	36.460	40.854	37.632	130.8	27:31.538	5	1	1:36.803	26.657	36.084	34.062	195.7	15:46.439
12	1	1:45.437	29.008	39.664	36.765	177.0	29:16.975	6	1	1:35.103	26.428	35.041	33.634	192.9	17:21.542
13	1	1:45.030	28.932	38.970	37.128	185.2	31:02.005	7	1	1:36.594	26.245	35.630	34.719	194.2	18:58.136
14	1	1:44.798	29.090	38.827	36.881	177.6	32:46.803	8	1	1:45.296	B 26.319	35.551	3:43.426	191.8	23:43.432
15	1	1:45.456	28.582	40.310	36.564	186.9	34:32.259	9	1	1:40.533	31.260	35.541	33.732	147.3	25:23.965
16	1	1:45.202	28.956	38.994	37.252	174.5	36:17.461	10	1	1:35.330	26.571	34.822	33.937	197.8	26:59.295
17	1	1:44.437	28.191	38.167	38.079	192.9	38:01.898	11	1	1:35.801	26.137	34.993	34.671	202.2	28:35.096



SIXTIES' ENDURANCE GRAND PRIX DE L'AGE D'OR QUALIFYING

Sector Analysis

■ Lap under Red Flag
 ■ Invalidated Lap
 ■ Personal Best
 ■ Session Best
 B Crossing the pit lane

Lap	D	Time	Sector 1	Sector 2	Sector 3	T. Spd	Elapsed	Lap	D	Time	Sector 1	Sector 2	Sector 3	T. Spd	Elapsed
12	1	3:29.269 B	26.279	35.022	2:27.968	198.9	32:04.365								
13	2	1:43.658	34.604	35.299	33.755	124.7	33:48.023								
14	2	1:34.383	25.858	34.863	33.662	191.2	35:22.406								
15	2	1:34.812	26.495	34.892	33.425	192.2	36:57.218								
16	2	1:34.227	25.717	35.052	33.458	200.7	38:31.445								
17	2	1:38.689	25.732	35.422	37.535	195.3	40:10.134								