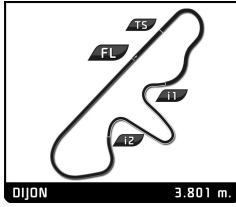


SIXTIES' ENDURANCE GRAND PRIX DE L'AGE D'OR PRIVATE PRACTICE

Sector Analysis

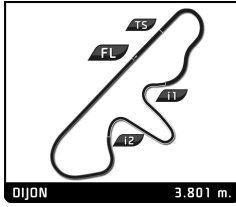
Lap under Red Flag							Invalidated Lap		Personal Best		Session Best		B Crossing the pit lane				
Lap	D	Time	Sector 1	Sector 2	Sector 3	T. Spd	Elapsed	Lap	D	Time	Sector 1	Sector 2	Sector 3	T. Spd	Elapsed		
1 Shelby Cobra Daytona Coupe 1965 1. Maxime GUENAT 2. Guillaume MAHE							GT5		9	2	1:38.697	27.087	35.893	35.717	191.5	17:21.170	
10	2	4:39.433	B	27.095	35.928	3:36.410	189.5	22:00.603	11	1	1:59.701	39.203	40.893	39.605	114.4	24:00.304	
12	1	1:55.792		32.302	41.983	41.507	149.2	25:56.096	13	1	1:46.826	30.014	39.590	37.222	153.0	27:42.922	
14	1	1:48.178		31.945	38.977	37.256	154.7	29:31.100	15	1	1:45.968	29.630	39.138	37.200	161.4	31:17.068	
16	1	1:49.100		30.943	40.055	38.102	157.4	33:06.168	17	1	1:46.980	30.528	39.541	36.911	149.0	34:53.148	
18	1	1:46.949		29.533	40.161	37.255	150.2	36:40.097	19	1	1:43.650	29.019	37.900	36.731	167.2	38:23.747	
20	1	1:42.587		28.985	37.485	36.117	163.1	40:06.334									
5 Shelby Cobra 289 1965 1. Alexis de BEAUMONT 2. Arnaud DOUSSE							GT5		1	2	3:46.509	2:33.471	36.708	36.330	126.6	3:46.509	
2	2	1:40.513		29.816	35.817	34.880	165.6	5:27.022	3	2	1:36.537	26.534	35.180	34.823	205.7	7:03.559	
4	2	1:37.412		26.800	36.074	34.538	208.9	8:40.971	5	2	5:42.192	B	26.524	36.347	4:39.321	200.0	14:23.163
6	1	1:46.069		34.842	36.337	34.890	140.8	16:09.232	7	1	1:37.412	26.663	36.409	34.340	202.2	17:46.644	
8	1	1:37.534		27.509	35.894	34.131	191.8	19:24.178	9	1	1:37.513	27.280	36.271	33.962	188.2	21:01.691	
10	1	1:37.420		26.382	36.536	34.502	211.8	22:39.111	11	1	1:37.447	27.132	35.863	34.452	185.2	24:16.558	
12	1	1:38.077		27.242	36.215	34.620	193.2	25:54.635	13	1	1:37.538	27.167	35.766	34.605	186.9	27:32.173	
14	1	3:10.893	B	26.508	35.918	2:08.467	197.4	30:43.066	15	1	1:45.852	33.919	37.476	34.457	132.0	32:28.918	
16	1	1:36.776		27.050	35.522	34.204	198.5	34:05.694	17	1	1:36.623	26.954	35.469	34.200	196.0	35:42.317	
18	1	1:36.776		26.926	35.279	34.571	196.7	37:19.093	19	1	1:37.618	26.794	36.295	34.529	208.1	38:56.711	
20	1	1:37.812		27.616	35.688	34.508	187.8	40:34.523									
3 Shelby Cobra Daytona Coupe 1965 1. Armand MILLE 2. Yves SCEMAMA							GT5		1	2	2:57.541	1:43.159	38.858	35.524	130.3	2:57.541	
2	2	1:37.649		27.909	35.544	34.196	176.5	4:35.190	3	2	1:38.080	26.868	36.262	34.950	201.5	6:13.270	
4	2	3:39.514	B	27.142	35.255	2:37.117	189.1	9:52.784	5	2	1:44.514	35.012	35.367	34.135	147.1	11:37.298	
6	2	1:36.895		27.045	35.597	34.253	206.5	13:14.193	7	2	1:35.327	26.711	34.925	33.691	194.2	14:49.520	
8	2	1:35.492		26.402	35.229	33.861	209.7	16:25.012	9	2	1:34.936	26.338	34.770	33.828	200.0	17:59.948	
10	2	4:38.715	B	26.588	34.813	3:37.314	200.0	22:38.663	11	1	1:45.191	35.060	36.051	34.080	132.0	24:23.854	
12	1	1:36.039		26.434	35.144	34.461	193.5	25:59.893	13	1	1:36.185	27.145	35.453	33.587	187.8	27:36.078	
14	1	1:33.691		26.001	34.313	33.377	200.4	29:09.769	15	1	1:34.453	26.111	34.703	33.639	196.7	30:44.222	
16	1	1:33.686		26.048	34.139	33.499	197.4	32:17.908									
4 Jaguar E-Type 3.8 1963 1. Jeanne MILLE 2. Hervé ORDIONI							GT4		1	2	3:53.652	2:36.617	39.465	37.570	130.6	3:53.652	
2	2	1:49.662		31.241	40.286	38.135	150.0	5:43.314	3	2	1:42.024	28.457	38.067	35.500	184.6	7:25.338	
4	2	1:40.836		28.299	37.393	35.144	176.8	9:06.174	5	2	1:38.852	27.492	36.222	35.138	194.6	10:45.026	
6	2	1:40.276		28.346	36.736	35.194	180.9	12:25.302	7	2	1:38.700	27.390	36.185	35.125	189.5	14:04.002	
8	2	1:38.471		27.114	36.872	34.485	202.2	15:42.473									
6 Shelby Cobra Daytona Coupe 1964 1. Olivier GALANT							GT5		1	1	4:22.327	2:48.693	45.336	48.298	89.5	4:22.327	
2	1	3:27.106	B	34.229	41.393	2:11.484	131.9	7:49.433	3	1	1:44.016	33.657	36.655	33.704	145.7	9:33.449	
4	1	1:35.599		27.064	35.368	33.167	175.3	11:09.048	5	1	1:34.691	27.020	34.258	33.413	172.2	12:43.739	
6	1	4:07.207	B	26.355	34.927	3:05.925	187.5	16:50.946	7	1	1:40.532	32.926	34.326	33.280	151.7	18:31.478	
8	1	1:35.691		27.160	35.195	33.336	176.8	20:07.169	9	1	1:34.025	26.269	34.401	33.355	185.6	21:41.194	
10	1	1:33.716		25.712	34.569	33.435	203.4	23:14.910	11	1	1:33.079	26.253	34.119	32.707	189.1	24:47.989	
12	1	1:32.214		25.598	33.769	32.847	195.7	26:20.203	13	1	5:50.552	B	27.919	35.127	4:47.506	165.1	32:10.755
14	1	1:39.986		32.194	34.045	33.747	151.3	33:50.741	15	1	1:32.861	26.010	33.857	32.994	192.9	35:23.602	



SIXTIES' ENDURANCE GRAND PRIX DE L'AGE D'OR PRIVATE PRACTICE

Sector Analysis

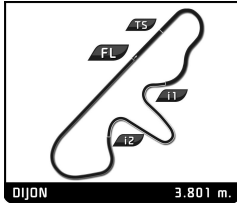
Lap under Red Flag							Invalidated Lap		Personal Best		Session Best		B Crossing the pit lane		
Lap	D	Time	Sector 1	Sector 2	Sector 3	T. Spd	Elapsed	Lap	D	Time	Sector 1	Sector 2	Sector 3	T. Spd	Elapsed
7 Jaguar E-Type 3.8 1965							GT4								
1.Vincent GAYE															
2.Andrew SMITH															
1	1	2:24.445	1:08.344	39.361	36.740	68.6	2:24.445								
2	1	1:39.717	28.120	37.090	34.507	185.2	4:04.162								
3	1	1:41.036	27.090	37.501	36.445	180.6	5:45.198								
4	1	1:39.769	28.374	36.669	34.726	175.9	7:24.967								
5	1	1:36.472	26.462	36.156	33.854	204.9	9:01.439								
6	1	1:37.171	26.749	36.006	34.416	187.5	10:38.610								
7	1	1:36.564	27.072	35.713	33.779	180.9	12:15.174								
8	1	1:36.197	26.611	35.696	33.890	184.6	13:51.371								
9	1	1:36.006	26.659	35.468	33.879	192.5	15:27.377								
10	1	3:58.439 B	28.222	41.659	2:48.558	183.1	19:25.816								
11	2	1:42.902	32.387	36.985	33.530	143.6	21:08.718								
12	2	1:35.520	26.253	35.526	33.741	178.8	22:44.238								
13	2	1:34.366	25.646	35.271	33.449	206.5	24:18.604								
14	2	1:35.137	25.638	34.588	34.911	208.5	25:53.741								
15	2	1:34.058	25.701	34.357	34.000	212.2	27:27.799								
16	2	1:35.195	25.753	35.212	34.230	208.5	29:02.994								
17	2	1:34.940	25.869	34.434	34.637	216.9	30:37.934								
18	2	1:34.123	25.675	34.442	34.006	211.8	32:12.057								
19	2	1:34.593	25.693	34.720	34.180	212.2	33:46.650								
20	2	1:33.806	25.752	34.469	33.585	215.6	35:20.456								
21	2	1:36.627	27.962	34.542	34.123	224.1	36:57.083								
22	2	1:34.622	26.063	34.427	34.132	194.6	38:31.705								
23	2	1:34.035	25.982	34.397	33.656	202.6	40:05.740								
8 Jaguar E-Type 3.8 1965							GT4								
1.Xavier GALANT															
1	1	4:24.468	2:55.673	45.801	42.994	87.7	4:24.468								
2	1	1:54.943	33.223	43.096	38.624	139.5	6:19.411								
3	1	1:50.350	31.491	41.063	37.796	144.0	8:09.761								
4	1	1:48.331	30.413	40.678	37.240	156.3	9:58.092								
5	1	4:03.758 B	30.807	39.187	2:53.764	158.6	14:01.850								
6	1	1:51.693	35.864	38.993	36.836	126.8	15:53.543								
7	1	1:43.405	28.849	38.426	36.130	174.2	17:36.948								
8	1	1:45.469	28.900	39.358	37.211	171.2	19:22.417								
9	1	1:43.206	29.000	38.347	35.859	161.7	21:05.623								
10	1	1:44.060	28.956	38.867	36.237	173.1	22:49.683								
11	1	1:43.844	29.738	38.100	36.006	161.2	24:33.527								
12	1	1:43.331	29.062	37.900	36.369	162.9	26:16.858								
13	1	1:44.180	28.349	39.324	36.507	190.8	28:01.038								
14	1	1:42.187	28.491	37.904	35.792	171.4	29:43.225								
15	1	1:41.669	28.326	37.786	35.557	175.0	31:24.894								
16	1	1:41.343	28.373	37.565	35.405	166.9	33:06.237								
17	1	1:42.533	28.299	38.843	35.391	180.3	34:48.770								
18	1	1:42.570	28.644	38.248	35.678	184.6	36:31.340								
19	1	1:43.490	28.632	37.778	37.080	186.2	38:14.830								
20	1	1:42.170	28.239	37.804	36.127	186.5	39:57.000								
21	1	1:42.648	28.283	38.020	36.345	194.6	41:39.648								
9 Shelby Cobra 289 1963							GT5								
1.Alain VÖGELE															
2.Yves VÖGELE															
1	1	10:07.925	8:50.071	39.936	37.918	126.3	10:07.925								
2	1	1:42.482	29.026	37.408	36.048	177.6	11:50.407								
3	1	1:39.624	27.686	36.460	35.478	193.2	13:30.031								
4	1	5:47.308 B	27.868	38.723	4:40.717	185.9	19:17.339								
5	2	1:58.225	40.118	40.981	37.126	123.0	21:15.564								
6	2	1:43.146	29.360	38.243	35.543	177.3	22:58.710								
7	2	1:40.862	28.128	37.489	35.245	176.8	24:39.572								
8	2	1:39.959	27.141	36.814	36.004	188.5	26:19.531								
9	2	1:41.779	28.285	38.659	34.835	167.7	28:01.310								
10	2	1:42.248	28.692	37.733	35.823	169.5	29:43.558								
11	2	1:42.234	28.731	38.968	34.535	175.9	31:25.792								
12	2	1:40.570	27.862	37.907	34.801	179.7	33:06.362								
13	2	1:40.344	28.697	37.009	34.638	181.5	34:46.706								
14	2	1:39.224	27.807	36.594	34.823	194.9	36:25.930								
15	2	1:38.423	27.675	36.389	34.359	184.0	38:04.353								
12 Shelby Cobra 289 1963							GT5								
1.Charles de VILLAUCOURT															
1	1	3:52.377	2:34.344	41.106	36.927	115.8	3:52.377								
2	1	1:50.210	31.794	40.197	38.219	144.6	5:42.587								
3	1	1:39.859	27.627	36.899	35.333	187.8	7:22.446								
4	1	1:37.482	27.406	35.471	34.605	197.1	8:59.928								
5	1	4:29.147 B	28.057	37.169	3:23.921	178.2	13:29.075								
6	1	1:47.135	35.510	36.578	35.047	138.5	15:16.210								
7	1	1:37.894	27.462	35.642	34.790	193.5	16:54.104								
8	1	1:37.216	27.162	35.493	34.561	187.8	18:31.320								
9	1	1:41.261	27.534	37.676	36.051	193.9	20:12.581								
10	1	1:36.764	27.210	35.262	34.292	196.4	21:49.345								
11	1	1:36.531	27.064	35.223	34.244	194.9	23:25.876								
12	1	1:37.829	26.974	36.024	34.831	187.5	25:03.705								
13	1	3:56.386 B	27.495	36.997	2:51.894	188.2	29:00.091								
14	1	1:53.897	40.749	38.103	35.045	86.5	30:53.988								
15	1	1:37.648	27.011	35.422	35.215	180.0	32:31.636								
16	1	1:40.076	27.124	38.423	34.529	178.5	34:11.712								
17	1	1:36.798	26.805	35.827	34.166	203.8	35:48.510								
18	1	1:36.245	26.785	35.141	34.319	202.2	37:24.755								
19	1	1:37.445	27.540	35.815	34.090	197.4	39:02.200								
20	1	1:36.125	26.574	35.242	34.309	196.0	40:38.325								
17 Shelby Cobra 289 1964							GT5								
1.Saif ASSAM															
2.Andrew JORDAN															
1	1	2:02.728	50.520	37.382	34.826	130.8	2:02.728								
2	1	1:41.481	29.114	35.943	36.424	167.7	3:44.209								
3	1	1:36.460	26.949	35.352	34.159	184.6	5:20.669								
4	1	1:34.817	26.484	34.544	33.789	200.7	6:55.486								
5	1	1:34.243	26.514	34.326	33.403	197.8	8:29.729								
6	1	1:37.400	26.493	35.612	35.295	210.5	10:07.129								
7	1	1:37.370	26.770	35.059	35.541	197.1	11:44.499								
8	1	1:35.999	26.412	35.197	34.390	202.6	13:20.498								
9	1	1:40.309	27.761	38.335	34.213	169.5	15:00.807								



SIXTIES' ENDURANCE GRAND PRIX DE L'AGE D'OR PRIVATE PRACTICE

Sector Analysis

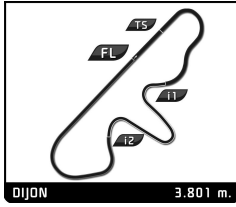
Lap under Red Flag							Invalidated Lap		Personal Best		Session Best		B Crossing the pit lane									
Lap	D	Time	Sector 1	Sector 2	Sector 3	T. Spd	Elapsed	Lap	D	Time	Sector 1	Sector 2	Sector 3	T. Spd	Elapsed							
10	1	1:34.825	26.381	34.687	33.757	201.5	16:35.632	16	2	1:40.299	27.465	37.440	35.394	187.2	37:50.782							
11	1	3:19.181 B	30.339	37.848	2:10.994	160.0	19:54.813	17	2	1:37.025	27.056	35.200	34.769	204.5	39:27.807							
12	2	1:38.581	31.076	34.273	33.232	155.2	21:33.394	26 Jaguar E-Type Lightweight 1965 1. John SPIERS 2. Nigel GREENSALL GT4														
13	2	1:32.398	25.951	33.591	32.856	219.5	23:05.792	1	1	2:37.774	1:23.050	39.034	35.690	135.8	2:37.774							
14	2	1:32.519	25.718	33.719	33.082	217.3	24:38.311	2	1	1:42.794	26.873	38.047	37.874	207.3	4:20.568							
15	2	1:33.657	26.375	34.234	33.048	190.8	26:11.968	3	1	1:37.183	26.849	35.950	34.384	198.9	5:57.751							
16	2	1:32.426	25.206	34.274	32.946	210.5	27:44.394	4	1	1:39.271	27.276	37.599	34.396	207.7	7:37.022							
17	2	1:32.326	25.487	34.067	32.772	209.3	29:16.720	5	1	3:28.125 B	27.379	36.326	2:24.420	197.4	11:05.147							
18	2	1:31.708	25.231	33.799	32.678	214.3	30:48.428	6	1	1:43.389	34.269	35.437	33.683	125.0	12:48.536							
19	2	1:36.129	26.634	35.214	34.281	211.4	32:24.557	7	1	1:34.999	26.181	35.128	33.690	193.2	14:23.535							
20	2	1:31.498	25.193	33.632	32.673	219.5	33:56.055	8	1	1:34.390	25.795	34.685	33.910	200.7	15:57.925							
21	2	2:12.540 B	25.876	35.062	1:11.602	217.7	36:08.595	9	1	1:35.590	25.514	35.783	34.293	202.6	17:33.515							
22	2	1:41.332	31.579	36.436	33.317	110.0	37:49.927	10	1	1:33.400	25.489	34.607	33.304	208.9	19:06.915							
23	2	1:33.698	25.436	33.894	34.368	203.4	39:23.625	11	1	5:02.663 B	25.683	34.876	4:02.104	204.9	24:09.578							
18 Lotus Elan 26R 1965 1. Kyle TILLEY 2. Christian ALBRECHT GT2							12									1	1:50.495	36.317	38.547	35.631	131.9	26:00.073
1	1	2:24.593	1:11.918	36.905	35.770	112.5	2:24.593	13	1	1:37.791	27.773	35.936	34.082	177.9	27:37.864							
2	1	4:48.832 B	29.025	36.972	3:42.835	184.9	7:13.425	14	1	1:35.134	26.351	34.900	33.883	198.5	29:12.998							
3	1	1:43.395	32.862	35.404	35.129	137.4	8:56.820	15	1	1:35.359	26.481	35.015	33.863	207.3	30:48.357							
4	1	1:35.876	26.344	34.782	34.750	191.8	10:32.696	16	1	4:01.578 B	27.429	37.505	2:56.644	205.7	34:49.935							
5	1	4:37.895 B	26.376	35.016	3:36.503	196.7	15:10.591	17	1	1:46.118	33.813	38.215	34.090	135.8	36:36.053							
6	1	1:46.008	34.313	36.071	35.624	141.0	16:56.599	18	1	1:36.949	26.433	35.636	34.880	208.1	38:13.002							
7	1	1:35.752	26.093	34.890	34.769	203.8	18:32.351	19	1	1:35.622	26.640	35.293	33.689	203.0	39:48.624							
8	1	1:38.197	26.687	36.927	34.583	194.2	20:10.548	28 Lotus Elan 26R 1965 1. Simon NOBILI GT2														
9	1	1:34.908	25.733	34.933	34.242	208.1	21:45.456	1	1	2:45.016	1:26.386	40.469	38.161	118.2	2:45.016							
10	1	1:34.937	25.951	34.624	34.362	207.7	23:20.393	2	1	1:44.162	30.064	37.882	36.216	149.4	4:29.178							
11	1	1:42.053	28.594	38.335	35.124	198.9	25:02.446	3	1	1:42.979	28.370	38.322	36.287	172.5	6:12.157							
12	1	3:08.871 B	26.565	35.134	2:07.172	208.9	28:11.317	4	1	1:40.404	26.688	37.480	36.236	207.7	7:52.561							
13	2	1:45.127	33.810	36.133	35.184	142.1	29:56.444	5	1	1:44.172	28.755	38.739	36.678	183.4	9:36.733							
14	2	1:36.989	26.609	35.533	34.847	208.5	31:33.433	6	1	1:43.537	29.085	38.007	36.445	176.2	11:20.270							
15	2	1:38.882	27.080	36.240	35.562	202.2	33:12.315	7	1	1:40.129	27.000	36.830	36.299	196.7	13:00.399							
16	2	3:40.971 B	26.506	35.920	2:38.545	207.3	36:53.286	8	1	1:40.058	27.267	36.919	35.872	196.4	14:40.457							
17	2	1:48.695	33.544	35.520	39.631	140.3	38:41.981	9	1	1:39.499	27.024	36.552	35.923	203.4	16:19.956							
18	2	1:35.720	26.127	35.187	34.406	208.9	40:17.701	10	1	5:00.570 B	29.718	40.154	3:50.698	183.1	21:20.526							
19 Jaguar E-Type 3.8 1963 1. Benjamin CHIRON 2. José DA ROCHA GT4							11									1	1:58.095	41.048	39.453	37.594	114.8	23:18.621
1	1	3:48.274	2:26.183	42.749	39.342	113.3	3:48.274	12	1	1:50.910	27.541	47.592	35.777	177.9	25:09.531							
2	1	1:55.364	33.120	42.488	39.756	168.5	5:43.638	13	1	1:40.342	27.975	36.706	35.661	196.7	26:49.873							
3	1	1:47.183	29.081	41.716	36.386	168.7	7:30.821	14	1	1:41.107	28.165	37.202	35.740	185.9	28:30.980							
4	1	1:44.958	29.626	39.770	35.562	181.8	9:15.779	15	1	1:39.424	27.094	36.764	35.566	186.2	30:10.404							
5	1	1:40.547	26.766	38.386	35.395	196.0	10:56.326	16	1	1:39.848	26.989	36.647	36.212	198.9	31:50.252							
6	1	4:20.616 B	27.714	38.428	3:14.474	193.5	15:16.942	17	1	1:41.735	27.974	37.182	36.579	177.9	33:31.987							
7	1	1:53.565	37.203	40.754	35.608	114.8	17:10.507	18	1	1:39.310	27.174	36.239	35.897	182.7	35:11.297							
8	1	1:38.914	26.776	36.650	35.488	194.6	18:49.421	19	1	1:38.819	26.943	36.098	35.778	199.6	36:50.116							
9	1	1:39.723	26.620	37.443	35.660	206.9	20:29.144	20	1	1:38.797	26.858	36.205	35.734	206.9	38:28.913							
10	1	1:40.553	28.281	36.791	35.481	165.9	22:09.697	31 Shelby Cobra 289 1964 1. Philippe GIAUQUE 2. Benjamin MONNAY GT5														
11	1	1:40.654	27.648	37.021	35.985	193.2	23:50.351	1	2	2:44.718	1:32.201	38.259	34.258	145.7	2:44.718							
12	1	3:42.947 B	28.207	38.089	2:36.651	193.5	27:33.298	2	2	1:35.022	26.201	34.132	34.689	189.8	4:19.740							
13	2	5:12.857 B	34.459	36.450	4:01.948	129.5	32:46.155	3	2	1:35.498	26.306	35.195	33.997	196.7	5:55.238							
14	2	1:44.881	33.308	36.059	35.514	135.8	34:31.036															
15	2	1:39.447	27.353	36.530	35.564	199.6	36:10.483															



SIXTIES' ENDURANCE GRAND PRIX DE L'AGE D'OR PRIVATE PRACTICE

Sector Analysis

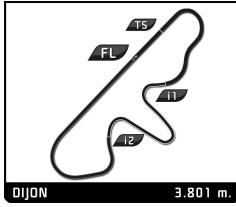
Lap under Red Flag											Invalidated Lap	Personal Best	Session Best	B Crossing the pit lane	
Lap	D	Time	Sector 1	Sector 2	Sector 3	T. Spd	Elapsed	Lap	D	Time	Sector 1	Sector 2	Sector 3	T. Spd	Elapsed
32 Lotus Elan 26R 1965 GT2 1. Ross HYETT 2. Nick HYETT															
1	1	2:25.729	1:12.550	37.826	35.353	112.9	2:25.729								
2	1	1:40.852	28.342	37.358	35.152	200.0	4:06.581								
3	1	1:39.255	26.642	36.196	36.417	194.2	5:45.836								
4	1	1:40.889	27.826	37.976	35.087	190.5	7:26.725								
5	1	1:37.862	27.227	36.126	34.509	207.7	9:04.587								
6	1	4:55.581 B	26.351	36.072	3:53.158	209.3	14:00.168								
7	2	1:50.130	35.940	38.585	35.605	135.0	15:50.298								
8	2	1:40.134	27.661	37.142	35.331	188.2	17:30.432								
9	2	1:39.326	27.187	37.001	35.138	191.2	19:09.758								
10	2	1:38.330	27.061	36.132	35.137	191.5	20:48.088								
11	2	1:37.521	26.740	35.775	35.006	193.9	22:25.609								
12	2	1:39.569	27.090	37.087	35.392	196.0	24:05.178								
13	2	1:40.884	27.666	37.672	35.546	192.9	25:46.062								
14	2	4:19.827 B	26.893	36.311	3:16.623	193.5	30:05.889								
15	1	1:45.357	34.089	35.823	35.445	125.4	31:51.246								
16	1	1:38.044	27.423	35.919	34.702	196.4	33:29.290								
17	1	1:36.070	26.321	35.065	34.684	207.7	35:05.360								
33 Lotus Elan 26R 1965 GT2 1. Andrew JAMIESON 2. Matthew HOLME															
1	2	2:04.485	45.875	39.164	39.446	130.9	2:04.485								
2	2	1:50.018	32.651	40.237	37.130	159.8	3:54.503								
3	2	1:46.162	29.959	39.901	36.302	167.2	5:40.665								
4	2	1:37.364	26.289	36.071	35.004	203.0	7:18.029								
5	2	1:35.247	26.188	34.325	34.734	201.9	8:53.276								
6	2	1:36.446	26.558	35.115	34.773	182.7	10:29.722								
7	2	1:34.801	25.943	34.616	34.242	211.8	12:04.523								
8	2	4:28.664 B	25.941	35.766	3:26.957	215.6	16:33.187								
9	2	1:47.130	35.170	36.731	35.229	126.9	18:20.317								
10	2	1:38.238	27.302	35.448	35.488	190.8	19:58.555								
11	2	1:36.998	26.290	35.984	34.724	208.1	21:35.553								
12	2	1:37.341	26.654	35.497	35.190	201.1	23:12.894								
13	2	1:41.735	26.796	39.480	35.459	190.8	24:54.629								
14	2	1:36.012	26.505	34.814	34.693	201.5	26:30.641								
15	2	1:39.601	25.892	35.511	38.198	203.8	28:10.242								
16	2	1:52.199	31.740	43.130	37.329	154.7	30:02.441								
17	2	1:38.985	27.698	36.156	35.131	210.1	31:41.426								
18	2	1:35.560	26.266	34.873	34.421	206.9	33:16.986								
41 AC Cobra Daytona 1965 GT5 1. David HART 2. Olivier HART															
1	2	2:23.869	1:12.724	36.877	34.268	117.1	2:23.869								
2	2	10:46.103 B	26.941	34.920	9:44.242	187.2	13:09.972								
3	1	1:44.021	35.932	34.786	33.303	128.9	14:53.993								
4	1	1:32.984	25.780	34.237	32.967	194.2	16:26.977								
5	1	1:33.017	25.300	34.453	33.264	208.5	17:59.994								
6	1	8:46.848 B	25.693	35.097	7:46.058	204.9	26:46.842								
7	2	1:38.957	32.043	34.316	32.598	145.9	28:25.799								
8	2	1:31.198	24.916	33.601	32.681	228.8	29:56.997								
34 Lotus Elan 26R 1965 GT2 1. Romain GUERARDELLE 2. Charles-Edouard ROUSSE															
1	1	3:16.015	1:56.841	41.355	37.819	111.7	3:16.015								
2	1	1:40.089	27.775	36.742	35.572	184.3	4:56.104								
3	1	1:37.983	26.586	36.387	35.010	196.0	6:34.087								
4	1	1:39.055	26.590	36.952	35.513	194.6	8:13.142								
5	1	1:45.382	27.348	41.433	36.601	195.3	9:58.524								
6	1	1:39.583	27.310	36.368	35.905	180.6	11:38.107								
7	1	1:41.477	27.787	36.795	36.895	196.4	13:19.584								
8	1	3:43.864 B	28.128	40.352	2:35.384	200.0	17:03.448								
9	2	1:51.563	37.283	37.659	36.621	137.4	18:55.011								
10	2	1:39.985	27.780	36.258	35.947	193.5	20:34.996								
11	2	5:41.163 B	30.301	43.104	4:27.758	182.7	26:16.159								
12	2	1:51.902	35.399	40.098	36.405	139.4	28:08.061								
13	2	1:39.492	27.427	36.461	35.604	194.9	29:47.553								
14	2	1:40.642	27.514	36.728	36.400	186.5	31:28.195								
15	2	1:40.116	27.527	36.302	36.287	177.3	33:08.311								
43 Jaguar E-Type 3.8 1965 GT4 1. James THORPE 2. Phil QUAIFFE															
1	1	1:51.872	42.345	36.165	33.362	136.0	1:51.872								
2	1	1:34.623	26.300	35.288	33.035	191.2	3:26.495								
3	1	1:33.572	25.998	34.208	33.366	217.3	5:00.067								
4	1	1:33.256	25.962	34.373	32.921	194.2	6:33.323								
5	1	1:34.734	25.821	35.933	32.980	182.7	8:08.057								
6	1	3:47.120 B	25.681	38.306	2:43.133	202.6	11:55.177								
7	2	1:40.825	32.898	34.973	32.954	136.4	13:36.002								
8	2	1:34.167	25.456	35.413	33.298	193.9	15:10.169								
9	2	1:32.458	25.758	33.902	32.798	203.4	16:42.627								
10	2	4:28.634 B	26.391	36.665	3:25.578	187.8	21:11.261								
11	2	1:40.253	32.795	34.379	33.079	146.1	22:51.514								
12	2	5:10.963 B	26.631	33.900	4:10.432	182.1	28:02.477								
13	2	1:41.036	32.346	34.805	33.885	141.7	29:43.513								
14	2	1:35.890	25.432	36.094	34.364	208.1	31:19.403								



SIXTIES' ENDURANCE GRAND PRIX DE L'AGE D'OR PRIVATE PRACTICE

Sector Analysis

Lap under Red Flag							Invalidated Lap		Personal Best		Session Best		B Crossing the pit lane		
Lap	D	Time	Sector 1	Sector 2	Sector 3	T. Spd	Elapsed	Lap	D	Time	Sector 1	Sector 2	Sector 3	T. Spd	Elapsed
56 Shelby Cobra Daytona Coupe 1965 1.Phil MULACEK 2.Sterling MULACEK GT5															
1	1	4:07.867	2:50.306	42.065	35.496	92.9	4:07.867								
2	1	1:42.473	29.139	38.560	34.774	190.5	5:50.340								
3	1	1:40.389	29.137	36.961	34.291	162.9	7:30.729								
4	1	1:41.876	29.373	37.185	35.318	181.2	9:12.605								
5	1	1:39.689	28.237	36.923	34.529	189.1	10:52.294								
6	1	1:40.512	28.868	37.180	34.464	174.2	12:32.806								
7	1	1:40.014	28.379	37.151	34.484	194.6	14:12.820								
8	1	1:40.410	28.168	37.211	35.031	191.8	15:53.230								
9	1	1:42.234	28.418	38.030	35.786	189.5	17:35.464								
10	1	1:42.309	28.678	38.163	35.468	192.2	19:17.773								
11	1	4:53.802 B	28.834	36.420	3:48.548	177.0	24:11.575								
12	1	1:49.375	36.457	37.253	35.665	128.0	26:00.950								
13	1	1:43.016	28.578	38.473	35.965	172.2	27:43.966								
14	1	1:39.424	28.091	36.844	34.489	182.4	29:23.390								
15	1	1:37.848	27.130	35.967	34.751	202.6	31:01.238								
16	1	1:39.442	27.883	36.723	34.836	188.5	32:40.680								
17	1	1:38.092	27.458	36.307	34.327	205.7	34:18.772								
18	1	1:39.688	28.036	36.685	34.967	197.8	35:58.460								
19	1	1:36.945	26.698	35.975	34.272	220.0	37:35.405								
20	1	1:37.818	26.763	35.709	35.346	210.5	39:13.223								
21	1	1:37.901	27.044	36.021	34.836	204.9	40:51.124								
61 Morgan SLR 1965 1.Simon OREBI GANN 2.Calum LOCKIE GT3															
1	2	3:26.961	2:10.448	38.891	37.622	109.3	3:26.961								
2	2	1:40.765	27.341	36.788	36.636	200.4	5:07.726								
3	2	1:39.681	27.136	36.186	36.359	202.2	6:47.407								
4	2	1:39.586	26.983	36.477	36.126	198.9	8:26.993								
5	2	4:11.909 B	26.964	38.186	3:06.759	210.1	12:38.902								
6	1	2:06.303	42.218	43.574	40.511	89.1	14:45.205								
7	1	1:52.067	30.433	41.328	40.306	179.4	16:37.272								
8	1	1:49.513	30.435	40.771	38.307	185.9	18:26.785								
9	1	1:47.485	29.093	39.824	38.568	174.5	20:14.270								
10	1	1:46.875	28.983	40.197	37.695	187.2	22:01.145								
11	1	1:45.786	28.632	39.538	37.616	180.3	23:46.931								
12	1	1:45.898	28.454	39.214	38.230	189.8	25:32.829								
13	1	1:46.137	28.633	39.418	38.086	194.9	27:18.966								
63 AC Cobra 289 SI 1965 1.Roderick JACK 2.Rory JACK GT5															
1	1	2:17.878	1:06.043	36.768	35.067	69.9	2:17.878								
2	1	1:38.353	27.431	36.321	34.601	171.4	3:56.231								
3	1	1:47.171	29.136	40.622	37.413	183.1	5:43.402								
4	1	1:40.646	28.632	37.312	34.702	175.0	7:24.048								
5	1	1:38.628	26.580	37.971	34.077	194.9	9:02.676								
6	1	1:38.646	27.555	35.993	35.098	180.0	10:41.322								
7	1	1:38.098	26.835	36.775	34.488	184.9	12:19.420								
65 Shelby Cobra 289 1965 1.Vincent KOLB GT5															
1	1	2:43.115	1:28.867	38.835	35.413	119.1	2:43.115								
2	1	1:37.822	26.272	34.956	36.594	194.9	4:20.937								
3	1	1:37.175	26.848	36.197	34.130	181.8	5:58.112								
4	1	1:38.386	27.324	36.640	34.422	189.5	7:36.498								
5	1	1:35.675	26.495	35.050	34.130	209.7	9:12.173								
6	1	1:33.442	25.711	34.411	33.320	216.0	10:45.615								
7	1	3:39.634 B	27.217	34.929	2:37.488	174.2	14:25.249								
8	1	1:43.154	34.089	35.030	34.035	135.2	16:08.403								
9	1	1:34.087	25.607	34.816	33.664	214.7	17:42.490								
10	1	1:35.487	25.776	36.221	33.490	213.4	19:17.977								
11	1	1:35.014	26.384	34.943	33.687	194.9	20:52.991								
12	1	1:33.841	25.523	34.331	33.987	221.8	22:26.832								
13	1	1:36.205	26.166	35.679	34.360	205.3	24:03.037								
14	1	1:37.296	27.557	35.811	33.928	200.0	25:40.333								
15	1	1:33.552	25.495	34.505	33.552	221.8	27:13.885								
16	1	1:34.299	25.803	34.602	33.894	225.0	28:48.184								
17	1	1:33.979	25.616	34.569	33.794	223.1	30:22.163								
18	1	1:35.659	27.253	34.705	33.701	192.9	31:57.822								
19	1	1:33.879	25.610	34.351	33.918	216.9	33:31.701								
67 Shelby Mustang GT350 1965 1.Thomas STUDER GT5															
1	1	3:03.596	1:40.634	41.428	41.534	116.8	3:03.596								
2	1	1:44.675	30.390	38.432	35.853	155.6	4:48.271								
3	1	5:58.248 B	28.523	37.645	4:52.080	166.9	10:46.519								
4	1	1:57.240	43.711	38.288	35.241	104.7	12:43.759								
5	1	1:40.176	27.982	37.202	34.992	173.4	14:23.935								
6	1	1:39.268	27.463	36.794	35.011	177.3	16:03.203								
7	1	1:42.130	27.738	37.709	36.683	185.9	17:45.333								
8	1	1:41.491	27.861	38.303	35.327	177.9	19:26.824								
9	1	1:40.506	27.857	37.249	35.400	177.3	21:07.330								
10	1	1:45.923	31.263	37.982	36.678	159.8	22:53.253								
11	1	1:42.885	29.098	38.105	35.682	164.9	24:36.138								
12	1	13:04.259 B	28.800	37.525	...	163.4	37:40.397								
13	1	1:53.041	39.904	37.498	35.639	111.5	39:33.438								
14	1	1:39.744	27.955	36.500	35.289	166.9	41:13.182								

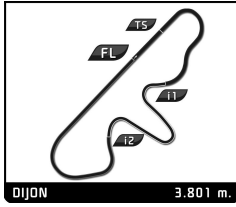


SIXTIES' ENDURANCE GRAND PRIX DE L'AGE D'OR PRIVATE PRACTICE

Sector Analysis

Lap under Red Flag Invalidated Lap Personal Best Session Best B Crossing the pit lane

Lap	D	Time	Sector 1	Sector 2	Sector 3	T. Spd	Elapsed	Lap	D	Time	Sector 1	Sector 2	Sector 3	T. Spd	Elapsed
69		Porsche 904/6 Carrera GTS 1965					GT2								
		1. Mr JOHN OF B													
		2. Thibaud GUITTARD													
1	1	2:33.271	1:15.148	40.514	37.609	98.3	2:33.271								
2	1	1:47.751	30.026	39.017	38.708	158.1	4:21.022								
3	1	1:41.332	28.657	37.520	35.155	166.9	6:02.354								
4	1	1:43.354	28.250	38.291	36.813	172.0	7:45.708								
5	1	1:40.412	27.793	36.300	36.319	184.3	9:26.120								
6	1	1:38.768	27.456	36.105	35.207	184.9	11:04.888								
7	1	1:40.013	27.396	36.903	35.714	175.9	12:44.901								
8	1	1:45.892	30.147	37.877	37.868	161.9	14:30.793								
9	1	5:05.808 B	28.736	38.584	3:58.488	182.1	19:36.601								
10	2	1:50.402	35.925	36.967	37.510	124.3	21:27.003								
11	2	1:36.918	26.816	35.639	34.463	198.9	23:03.921								
12	2	1:37.482	26.976	35.937	34.569	200.0	24:41.403								
13	2	1:37.596	27.246	35.505	34.845	185.9	26:18.999								
14	2	1:37.683	27.012	36.011	34.660	191.2	27:56.682								
15	2	1:37.223	26.443	36.311	34.469	210.1	29:33.905								
16	2	1:37.229	27.126	35.579	34.524	199.3	31:11.134								
17	2	1:37.350	26.719	36.342	34.289	208.9	32:48.484								
18	2	1:37.660	26.888	36.082	34.690	202.2	34:26.144								
19	2	1:37.636	26.250	35.967	35.419	212.6	36:03.780								
20	2	1:37.369	27.043	35.627	34.699	197.4	37:41.149								
21	2	1:37.507	26.768	35.480	35.259	193.5	39:18.656								
22	2	1:37.726	26.835	35.593	35.298	196.7	40:56.382								
74		AC Cobra 289 Mk II 1965					GT5								
		1. Bas JANSEN													
		2. Chris CHILES JR													
1	2	2:59.807	1:44.290	39.093	36.424	125.6	2:59.807								
2	2	1:36.521	27.261	35.255	34.005	189.1	4:36.328								
3	2	1:37.027	26.321	36.656	34.050	203.8	6:13.355								
4	2	1:35.280	26.360	35.185	33.735	198.5	7:48.635								
5	2	1:35.644	26.848	34.701	34.095	193.5	9:24.279								
6	2	1:34.941	26.501	35.024	33.416	185.2	10:59.220								
7	2	1:36.089	27.075	35.302	33.712	180.3	12:35.309								
8	2	1:34.771	26.112	35.189	33.470	193.2	14:10.080								
9	2	1:34.955	26.762	34.920	33.273	199.3	15:45.035								
10	2	1:34.565	25.926	34.540	34.099	203.0	17:19.600								
11	2	4:23.415 B	26.085	34.748	3:22.582	200.0	21:43.015								
12	1	1:48.213	36.440	37.615	34.158	128.0	23:31.228								
13	1	1:34.834	26.204	34.853	33.777	205.3	25:06.062								
14	1	1:34.499	25.900	35.368	33.231	205.7	26:40.561								
15	1	1:33.387	25.843	34.243	33.301	210.5	28:13.948								
16	1	1:33.890	26.474	34.127	33.289	214.3	29:47.838								
17	1	1:37.003	26.269	36.114	34.620	205.7	31:24.841								
18	1	1:35.304	26.216	35.078	34.010	205.7	33:00.145								
19	1	1:34.750	26.224	35.007	33.519	208.5	34:34.895								
20	1	1:34.453	26.172	34.596	33.685	211.4	36:09.348								
21	1	1:34.159	26.090	34.732	33.337	201.1	37:43.507								
22	1	1:34.761	26.646	34.706	33.409	188.8	39:18.268								
23	1	1:34.594	25.904	35.427	33.263	218.2	40:52.862								
76		Shelby Cobra 289 1963					GT5								
		1. Abraham BONTRUP													
1	1	2:23.214	1:09.023	39.202	34.989	66.7	2:23.214								
2	1	1:38.913	27.491	37.784	33.638	206.9	4:02.127								
3	1	1:42.503	27.120	38.989	36.394	189.1	5:44.630								
4	1	1:40.637	28.502	37.611	34.524	169.0	7:25.267								
5	1	1:37.378	27.050	36.810	33.518	192.9	9:02.645								
6	1	1:36.422	26.760	35.925	33.737	187.2	10:39.067								
7	1	1:36.465	27.243	35.588	33.634	185.6	12:15.532								
8	1	1:35.861	26.734	35.691	33.436	191.2	13:51.393								
9	1	1:35.255	26.285	35.124	33.846	207.7	15:26.648								
10	1	3:21.023 B	28.081	35.928	2:17.014	182.4	18:47.671								
11	1	1:38.074	31.367	33.779	32.928	154.3	20:25.745								
12	1	1:31.988	25.497	33.565	32.926	214.7	21:57.733								
13	1	3:23.815 B	25.341	33.972	2:24.502	225.5	25:21.548								
14	1	1:44.228	35.158	35.547	33.523	128.3	27:05.776								
15	1	1:34.793	26.283	34.903	33.607	201.5	28:40.569								
16	1	1:34.906	26.178	35.009	33.719	213.4	30:15.475								
17	1	1:33.909	25.939	34.640	33.330	216.0	31:49.384								
18	1	1:34.924	26.473	34.820	33.631	190.8	33:24.308								
19	1	1:34.033	26.054	34.661	33.318	213.4	34:58.341								
79		Lotus Elan 26R 1965					GT2								
		1. Mark DRAIN													
		2. Alfie BRIGGS													
1	1	4:09.026 B	1:15.131	58.118	1:55.777	69.5	4:09.026								
2	1	2:19.242	34.689	1:05.571	38.982	127.2	6:28.268								
3	1	1:49.402	30.219	41.009	38.174	143.4	8:17.670								
4	1	5:22.949 B	30.251	40.542	4:12.156	153.8	13:40.619								
5	1	1:50.264	34.372	37.863	38.029	128.6	15:30.883								
6	1	1:43.867	27.510	39.603	36.754	175.6	17:14.750								
7	1	3:05.292 B	27.775	37.102	2:00.415	177.9	20:20.042								
8	2	1:44.163	32.676	36.783	34.704	143.6	22:04.205								
9	2	1:37.226	26.477	36.131	34.618	180.6	23:41.431								
10	2	1:37.750	26.420	36.905	34.425	200.4	25:19.181								
11	2	1:35.299	25.778	35.465	34.056	191.5	26:54.480								
12	2	1:36.588	26.228	36.198	34.162	188.8	28:31.068								
13	2	1:34.844	25.761	34.971	34.112	196.7	30:05.912								
14	2	1:37.167	26.583	35.794	34.790	195.7	31:43.079								
15	2	1:34.771	25.561	35.130	34.080	204.9	33:17.850								
88		Jaguar E-Type 3.8 1965					GT4								
		1. Jean-Marc RIVET-FUSIL													
1	1	2:10.294	54.702	38.242	37.350	127.2	2:10.294								
2	1	1:46.943	30.236	38.619	38.088	165.6	3:57.237								
3	1	1:47.736	30.053	40.500	37.183	166.4	5:44.973								
4	1	1:45.393	30.317	38.194	36.882	149.8	7:30.366								
5	1	1:42.063	29.187	36.452	36.424	183.7	9:12.429								
6	1	1:42.142	29.412	36.659	36.071	160.5	10:54.571								
7	1	1:41.899	29.139	36.395	36.365	168.0	12:36.470								
8	1	1:40.511	28.308	36.060	36.143	173.1	14:16.981								
9	1	1:40.690	28.307	36.030	36.353	184.0	15:57.671								
10	1	6:10.019 B	31.089	41.638	4:57.292	169.5	22:07.690								

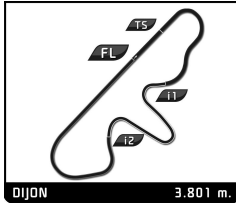


SIXTIES' ENDURANCE GRAND PRIX DE L'AGE D'OR PRIVATE PRACTICE

Sector Analysis

Lap under Red Flag Invalidated Lap Personal Best Session Best Crossing the pit lane

Lap	D	Time	Sector 1	Sector 2	Sector 3	T. Spd	Elapsed	Lap	D	Time	Sector 1	Sector 2	Sector 3	T. Spd	Elapsed
11	1	1:52.525	36.424	36.929	39.172	128.7	24:00.215	17	1	1:43.613	34.460	34.649	34.504	123.0	38:33.973
12	1	1:42.994	29.449	36.647	36.898	175.9	25:43.209	18	1	1:34.887	26.512	34.605	33.770	206.9	40:08.860
13	1	1:41.677	28.748	36.275	36.654	178.8	27:24.886	99 Lotus Elan 26R 1965 1. Andrew CAHILL 2. Matthew HOLME GT2							
14	1	1:41.240	27.733	36.001	37.506	204.5	29:06.126	1	1	2:08.463	49.116	39.398	39.949	125.3	2:08.463
15	1	1:40.961	28.338	36.011	36.612	201.5	30:47.087	2	1	1:45.485	29.820	38.120	37.545	163.6	3:53.948
16	1	1:40.890	28.285	36.493	36.112	189.8	32:27.977	3	1	1:41.585	28.936	37.110	35.539	169.0	5:35.533
17	1	1:40.699	28.012	36.587	36.100	210.9	34:08.676	4	1	1:39.376	27.399	36.302	35.675	192.5	7:14.909
18	1	1:39.912	28.352	35.844	35.716	200.4	35:48.588	5	1	1:37.559	26.852	35.590	35.117	198.2	8:52.468
19	1	1:40.275	28.383	36.042	35.850	179.1	37:28.863	6	1	3:40.298 B	28.179	35.566	2:36.553	168.0	12:32.766
20	1	1:46.904	31.453	38.524	36.927	212.6	39:15.767	7	1	1:44.961	33.320	36.244	35.397	143.6	14:17.727
21	1	1:41.561	28.151	36.562	36.848	183.4	40:57.328	8	1	1:40.908	27.865	37.524	35.519	191.5	15:58.635
89 Shelby Cobra Daytona Coupe 1965 1. Laurent COURBIN 2. Antoine WEIL GT5								9	1	1:38.741	26.801	36.198	35.742	192.2	17:37.376
1	2	3:09.017	1:57.800	37.053	34.164	95.8	3:09.017	10	1	1:39.803	27.525	36.626	35.652	187.2	19:17.179
2	2	1:36.541	26.843	35.429	34.269	180.6	4:45.558	11	1	1:38.690	26.776	36.771	35.143	192.5	20:55.869
3	2	1:35.576	26.220	35.735	33.621	193.5	6:21.134	12	1	1:38.796	26.960	36.444	35.392	196.4	22:34.665
4	2	1:36.813	27.662	35.246	33.905	176.8	7:57.947	13	1	1:38.643	27.333	35.666	35.644	194.6	24:13.308
5	2	1:37.926	26.309	36.382	35.235	193.9	9:35.873	14	1	1:40.992	27.459	35.576	37.957	214.3	25:54.300
6	2	1:35.249	26.201	35.536	33.512	192.2	11:11.122	15	1	1:36.726	26.454	35.328	34.944	204.9	27:31.026
7	2	1:34.354	26.247	34.663	33.444	188.2	12:45.476	16	1	1:37.210	26.678	35.524	35.008	209.3	29:08.236
8	2	5:24.574 B	26.962	35.462	4:22.150	178.2	18:10.050	17	1	1:40.342	26.648	38.244	35.450	211.8	30:48.578
9	1	2:17.323	43.799	48.473	45.051	109.8	20:27.373	18	1	1:40.771	27.807	37.673	35.291	194.2	32:29.349
10	1	2:01.703	35.886	44.216	41.601	127.5	22:29.076	19	1	1:39.486	27.006	36.879	35.601	208.5	34:08.835
11	1	1:57.411	33.967	44.567	38.877	133.0	24:26.487	20	1	1:36.464	26.476	35.354	34.634	215.1	35:45.299
12	1	1:52.266	30.812	41.682	39.772	157.9	26:18.753	21	1	1:36.496	26.584	35.084	34.828	213.0	37:21.795
13	1	1:51.425	32.136	41.562	37.727	150.0	28:10.178	22	1	1:38.881	27.247	36.200	35.434	198.5	39:00.676
14	1	1:49.086	31.044	40.074	37.968	172.8	29:59.264	100 Jaguar E-Type 3.8 1965 1. Sébastien BERCHON GT4							
15	1	1:49.612	31.339	40.933	37.340	179.4	31:48.876	1	1	2:32.289	1:20.054	36.914	35.321	125.9	2:32.289
16	1	1:48.017	30.846	40.435	36.736	171.4	33:36.893	2	1	1:37.019	26.941	35.531	34.547	193.2	4:09.308
17	1	1:46.985	29.835	40.219	36.931	185.2	35:23.878	3	1	2:57.338 B	27.012	35.847	1:54.479	195.7	7:06.646
18	1	1:46.308	29.432	39.393	37.483	174.5	37:10.186	4	1	1:43.274	32.832	35.586	34.856	135.7	8:49.920
19	1	1:44.082	29.208	38.937	35.937	171.2	38:54.268	5	1	1:37.115	26.403	36.205	34.507	203.4	10:27.035
20	1	1:46.500	29.865	39.570	37.065	174.2	40:40.768	6	1	1:35.839	26.024	35.548	34.267	209.3	12:02.874
98 Shelby Cobra 289 1965 1. Nikolaus DITTING GT5								7	1	3:17.808 B	26.413	35.432	2:15.963	201.9	15:20.682
1	1	3:02.216	1:42.507	40.390	39.319	117.9	3:02.216	8	1	1:45.423	34.426	36.408	34.589	137.2	17:06.105
2	1	1:40.878	29.379	36.637	34.862	155.6	4:43.094	9	1	3:23.712 B	26.283	35.585	2:21.844	198.2	20:29.817
3	1	1:39.887	27.332	37.624	34.931	187.8	6:22.981	10	1	1:43.628	33.678	35.737	34.213	139.2	22:13.445
4	1	1:38.653	28.292	36.471	33.890	178.2	8:01.634	11	1	4:20.611 B	26.669	35.532	3:18.410	196.0	26:34.056
5	1	1:36.725	27.389	35.455	33.881	194.9	9:38.359	12	1	1:43.665	33.092	35.614	34.959	132.8	28:17.721
6	1	7:16.882 B	28.470	37.255	6:11.157	178.8	16:55.241	13	1	3:38.862 B	26.793	36.038	2:36.031	206.9	31:56.583
7	1	1:45.332	34.865	36.288	34.179	130.3	18:40.573	14	1	1:42.605	32.030	35.630	34.945	140.8	33:39.188
8	1	1:35.806	26.642	35.111	34.053	201.1	20:16.379	15	1	1:37.978	27.105	35.953	34.920	192.5	35:17.166
9	1	1:37.037	27.044	36.313	33.680	200.0	21:53.416	16	1	1:36.658	26.526	35.499	34.633	196.7	36:53.824
10	1	1:36.770	26.961	35.782	34.027	185.6	23:30.186	17	1	1:36.816	26.696	35.569	34.551	192.2	38:30.640
11	1	1:35.933	26.582	34.758	34.593	201.9	25:06.119	122 Lotus Elan 26R 1965 1. Nigel ARMSTRONG GT2							
12	1	1:40.053	26.972	35.659	37.422	191.8	26:46.172	1	1	4:12.543	2:56.912	39.032	36.599	117.3	4:12.543
13	1	1:36.418	27.943	34.748	33.727	176.8	28:22.590	2	1	1:40.854	28.499	36.968	35.387	175.6	5:53.397
14	1	1:35.251	26.352	35.099	33.800	210.5	29:57.841	3	1	1:44.254	30.141	38.233	35.880	183.4	7:37.651
15	1	1:36.670	27.810	34.859	34.001	184.0	31:34.511								
16	1	5:15.849 B	28.276	35.622	4:11.951	177.3	36:50.360								



SIXTIES' ENDURANCE GRAND PRIX DE L'AGE D'OR PRIVATE PRACTICE

Sector Analysis

Lap under Red Flag Invalidated Lap Personal Best Session Best Crossing the pit lane

Lap	D	Time	Sector 1	Sector 2	Sector 3	T. Spd	Elapsed	Lap	D	Time	Sector 1	Sector 2	Sector 3	T. Spd	Elapsed
19	2	1:43.346	28.766	37.502	37.078	178.8	39:01.768	22	1	1:34.543	25.966	35.101	33.476	202.2	37:47.619
20	2	1:56.553	28.779	37.622	50.152	193.2	40:58.321	23	1	1:33.561	25.735	34.428	33.398	208.1	39:21.180

169		Chevrolet Corvette C1 S2 1960		GT5			
		1. Michel GROSFILLIER					
1	1	3:42.660	2:10.501	48.451	43.708	110.2	3:42.660
2	1	2:05.120	36.896	43.422	44.802	132.7	5:47.780
3	1	4:32.374 B	35.324	45.268	3:11.782	136.9	10:20.154

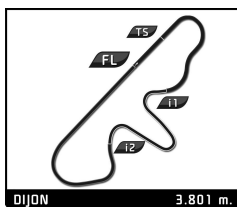
177		Lotus Elan 26R 1963		GT2			
		1. Jean-Marie AMOROS					
		2. Eric BOUFFARD					
1	1	3:44.412	2:09.371	49.578	45.463	96.3	3:44.412
2	1	2:07.421	36.464	47.872	43.085	150.8	5:51.833
3	1	1:59.173	33.577	44.115	41.481	166.2	7:51.006
4	1	1:53.677	32.495	41.643	39.539	205.3	9:44.683
5	1	1:49.895	31.260	39.467	39.168	200.7	11:34.578
6	1	1:50.405	31.668	39.940	38.797	201.1	13:24.983
7	1	1:49.234	29.363	40.013	39.858	190.1	15:14.217
8	1	2:10.163	31.310	58.107	40.746	194.2	17:24.380
9	1	3:58.546 B	30.296	40.142	2:48.108	198.9	21:22.926
10	1	1:58.930	39.578	40.562	38.790	103.3	23:21.856
11	1	1:47.008	29.417	39.222	38.369	180.3	25:08.864
12	1	1:45.090	29.457	38.245	37.388	194.6	26:53.954
13	1	1:46.017	29.164	38.992	37.861	186.9	28:39.971
14	1	1:44.787	28.571	38.464	37.752	194.9	30:24.758
15	1	1:43.394	27.933	37.848	37.613	201.1	32:08.152
16	1	1:44.868	28.630	38.538	37.700	197.4	33:53.020
17	1	1:43.829	28.368	37.852	37.609	191.2	35:36.849
18	1	1:43.928	28.319	37.728	37.881	210.5	37:20.777

180		Jaguar E-Type 3.8 1965		GT4			
		1. Lee MOWLE					
		2. Phil KEEN					
1	1	1:49.571	40.855	35.521	33.195	128.4	1:49.571
2	1	1:33.776	26.050	34.640	33.086	206.5	3:23.347
3	1	1:31.526	25.286	33.573	32.667	212.6	4:54.873
4	1	3:56.867 B	25.587	34.285	2:56.995	206.9	8:51.740
5	1	1:47.451	35.813	36.761	34.877	131.5	10:39.191
6	1	1:38.850	27.839	36.634	34.377	180.0	12:18.041
7	1	1:35.849	26.906	35.310	33.633	183.4	13:53.890
8	1	1:36.164	26.750	35.415	33.999	193.5	15:30.054
9	1	1:36.638	26.362	35.856	34.420	199.3	17:06.692
10	1	1:36.250	26.315	35.382	34.553	197.8	18:42.942
11	1	1:34.627	26.404	34.420	33.803	189.8	20:17.569
12	1	1:35.251	26.290	35.352	33.609	200.0	21:52.820
13	1	1:36.881	26.982	36.097	33.802	186.9	23:29.701
14	1	1:34.202	25.745	34.894	33.563	208.9	25:03.903
15	1	1:34.812	26.362	34.982	33.468	198.5	26:38.715
16	1	1:33.775	25.991	34.580	33.204	197.4	28:12.490
17	1	1:34.612	26.698	34.442	33.472	193.9	29:47.102
18	1	1:37.653	26.154	36.461	35.038	200.4	31:24.755
19	1	1:38.542	26.645	36.948	34.949	203.8	33:03.297
20	1	1:35.871	26.421	35.537	33.913	192.9	34:39.168
21	1	1:33.908	26.036	34.540	33.332	197.8	36:13.076

185		Lotus Elan 26R 1964		GT2			
		1. Stephen BOND					
		2. Cliff GRAY					
1	2	4:22.571	2:58.282	43.937	40.352	84.8	4:22.571
2	2	1:44.944	28.780	39.579	36.585	174.5	6:07.515
3	2	1:44.502	28.822	38.781	36.899	183.4	7:52.017
4	2	1:44.585	28.986	38.754	36.845	192.9	9:36.602
5	2	1:46.751	29.014	39.712	38.025	184.6	11:23.353
6	2	1:43.444	28.120	38.356	36.968	193.5	13:06.797
7	2	1:43.472	28.254	37.649	37.569	191.2	14:50.269
8	2	1:44.597	28.369	38.282	37.946	194.2	16:34.866
9	2	1:43.573	28.531	37.920	37.122	184.0	18:18.439
10	2	3:52.999 B	28.516	39.165	2:45.318	182.1	22:11.438
11	1	1:59.826	38.793	41.967	39.066	117.9	24:11.264
12	1	1:50.504	30.334	40.606	39.564	189.1	26:01.768
13	1	1:47.763	30.001	40.093	37.669	175.0	27:49.531
14	1	1:48.601	29.909	40.095	38.597	170.9	29:38.132
15	1	1:47.452	29.265	39.950	38.237	185.9	31:25.584
16	1	1:47.782	30.788	39.650	37.344	152.3	33:13.366
17	1	1:45.264	28.728	39.220	37.316	169.3	34:58.630
18	1	1:51.657	29.068	43.952	38.637	174.5	36:50.287
19	1	1:46.001	29.517	39.218	37.266	165.1	38:36.288
20	1	1:44.335	28.683	38.373	37.279	181.5	40:20.623

421		Lotus Elan 26R 1964		GT2			
		1. Lukas BUCHER					
		2. Bruno WEIBEL					
1	2	2:37.481	1:18.927	40.781	37.773	121.5	2:37.481
2	2	1:43.363	28.602	36.873	37.888	162.9	4:20.844
3	2	1:40.869	27.621	37.309	35.939	176.5	6:01.713
4	2	1:41.758	26.593	37.958	37.207	205.3	7:43.471
5	2	1:39.666	26.801	36.841	36.024	198.9	9:23.137
6	2	1:38.981	26.543	36.584	35.854	199.6	11:02.118
7	2	6:35.471 B	27.592	37.061	5:30.818	184.9	17:37.589
8	1	1:50.971	37.718	37.217	36.036	116.1	19:28.560
9	1	1:41.251	27.630	37.670	35.951	195.3	21:09.811
10	1	1:41.066	27.100	37.590	36.376	196.4	22:50.877
11	1	1:44.700	28.702	38.457	37.541	177.3	24:35.577
12	1	1:42.650	27.670	37.674	37.306	188.5	26:18.227
13	1	1:41.032	27.132	37.844	36.056	194.9	27:59.259
14	1	1:39.744	27.480	36.959	35.305	195.7	29:39.003
15	1	1:39.554	26.814	37.006	35.734	199.6	31:18.557
16	1	1:41.074	27.850	37.352	35.872	184.3	32:59.631

556		Austin-Healey 3000 Mk II 1962		GT3			
		1. Philippe PETIT					
		2. Jérémy DA ROCHA					
1	1	3:33.095	2:03.773	45.239	44.083	96.6	3:33.095
2	1	1:58.722	33.263	43.449	42.010	167.2	5:31.817
3	1	2:00.470	34.210	44.069	42.191	155.6	7:32.287
4	1	1:55.661	32.391	42.951	40.319	163.6	9:27.948
5	1	1:59.245	32.667	43.417	43.161	166.2	11:27.193
6	1	1:53.699	31.508	41.624	40.567	166.7	13:20.892



SIXTIES' ENDURANCE GRAND PRIX DE L'AGE D'OR PRIVATE PRACTICE

Sector Analysis

Lap	D	Time	Sector 1	Sector 2	Sector 3	T. Spd	Elapsed	Lap	D	Time	Sector 1	Sector 2	Sector 3	T. Spd	Elapsed
7	1	3:52.761 B	32.531	44.278	2:35.952	150.4	17:13.653								
8	2	1:55.894	37.636	39.027	39.231	119.6	19:09.547								
9	2	1:44.656	28.696	37.889	38.071	173.1	20:54.203								
10	2	1:43.453	28.018	37.815	37.620	181.2	22:37.656								
11	2	3:25.680 B	28.291	39.546	2:17.843	175.9	26:03.336								
12	2	1:54.250	36.137	38.325	39.788	110.5	27:57.586								
13	2	1:49.827	30.549	39.305	39.973	134.8	29:47.413								
14	2	1:44.563	28.182	37.802	38.579	175.0	31:31.976								
15	2	1:45.194	28.149	38.228	38.817	183.1	33:17.170								
16	2	1:43.866	28.203	37.593	38.070	185.9	35:01.036								
17	2	1:43.524	28.025	37.665	37.834	185.6	36:44.560								
18	2	1:43.220	28.132	37.300	37.788	188.8	38:27.780								
19	2	1:43.062	27.820	37.780	37.462	190.1	40:10.842								

888		Jaguar E-Type 3.8 1965		GT4			
		1. Steven OSBORNE					
		2. Chris WARD					
1	1	12:59.338	...	36.036	34.940	139.4	12:59.338
2	1	1:36.103	26.424	35.743	33.936	195.3	14:35.441
3	1	1:34.942	26.316	34.936	33.690	198.2	16:10.383
4	1	1:35.564	26.284	35.028	34.252	192.9	17:45.947
5	1	5:19.290 B	27.785	35.953	4:15.552	176.5	23:05.237
6	2	1:52.104	39.010	38.519	34.575	101.5	24:57.341
7	2	1:35.091	26.305	34.968	33.818	184.6	26:32.432
8	2	4:50.364 B	25.736	35.869	3:48.759	209.3	31:22.796
9	2	1:44.032	33.717	36.132	34.183	128.4	33:06.828
10	2	1:37.458	28.344	35.421	33.693	175.6	34:44.286
11	2	1:34.446	25.709	34.817	33.920	208.1	36:18.732
12	2	1:34.920	25.869	34.851	34.200	199.3	37:53.652