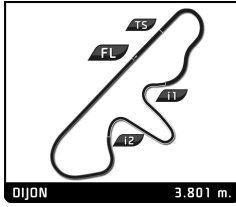


CLASSIC TOURING CHALLENGE GRAND PRIX DE L'AGE D'OR QUALIFYING

Sector Analysis

Lap under Red Flag							Invalidated Lap		Personal Best		Session Best		B Crossing the pit lane		
Lap	D	Time	Sector 1	Sector 2	Sector 3	T. Spd	Elapsed	Lap	D	Time	Sector 1	Sector 2	Sector 3	T. Spd	Elapsed
36 Alfa Romeo Giulia Sprint GTA 1965 1. Nikolaus DITTING -2L															
1	1	2:27.136	1:09.589	39.985	37.562	81.5	2:27.136								
2	1	1:42.550	28.027	37.226	37.297	180.0	4:09.686								
3	1	1:41.942	27.463	37.221	37.258	197.1	5:51.628								
4	1	1:42.821	28.067	37.098	37.656	193.2	7:34.449								
5	1	1:43.454	28.286	37.301	37.867	193.2	9:17.903								
6	1	1:45.664	28.329	39.454	37.881	189.1	11:03.567								
7	1	1:43.292	27.995	37.526	37.771	195.3	12:46.859								
8	1	4:26.423 B	29.344	38.031	3:19.048	172.5	17:13.282								
9	1	1:54.247	38.221	38.391	37.635	122.7	19:07.529								
10	1	1:45.562	28.454	38.151	38.957	189.5	20:53.091								
11	1	1:44.805	28.006	37.991	38.808	192.5	22:37.896								
12	1	1:42.820	27.970	37.480	37.370	193.9	24:20.716								
13	1	1:42.989	28.005	37.408	37.576	192.9	26:03.705								
14	1	1:43.529	28.145	37.679	37.705	195.7	27:47.234								
15	1	1:43.691	28.438	37.633	37.620	191.5	29:30.925								
16	1	1:44.360	28.346	37.783	38.231	193.9	31:15.285								
40 Alfa Romeo Giulia Sprint GTA 1965 1. Michael ERLICH -2L															
1	1	2:37.138	1:17.043	41.385	38.710	110.0	2:37.138								
2	1	1:42.564	27.833	37.709	37.022	195.7	4:19.702								
3	1	1:42.094	27.783	37.234	37.077	192.5	6:01.796								
4	1	1:41.814	27.664	37.452	36.698	199.3	7:43.610								
5	1	1:42.901	27.776	37.839	37.286	200.0	9:26.511								
6	1	2:32.839 B	27.651	38.104	1:27.084	199.3	11:59.350								
7	1	1:56.819	36.964	39.758	40.097	126.2	13:56.169								
8	1	1:43.192	28.183	37.795	37.214	198.2	15:39.361								
9	1	1:42.643	27.796	37.529	37.318	200.4	17:22.004								
10	1	1:43.273	28.094	37.862	37.317	199.3	19:05.277								
11	1	1:43.156	28.071	38.319	36.766	199.3	20:48.433								
12	1	1:44.972	29.242	38.006	37.724	191.8	22:33.405								
13	1	1:42.173	27.553	37.537	37.083	192.9	24:15.578								
14	1	1:42.456	27.606	37.538	37.312	199.3	25:58.034								
15	1	1:42.442	27.700	37.497	37.245	199.6	27:40.476								
16	1	1:42.611	27.876	37.627	37.108	198.2	29:23.087								
17	1	1:42.584	27.916	37.812	36.856	199.6	31:05.671								
64 Ford Falcon Sprint 1964 1. Jean-Marc MERLIN -2L															
1	1	5:38.314	4:23.508	38.623	36.183		5:38.314								
2	1	1:45.198	29.004	38.392	37.802	175.9	7:23.512								
3	1	1:40.644	28.033	36.838	35.773	180.6	9:04.156								
4	1	1:44.368	28.464	38.646	37.258	182.7	10:48.524								
5	1	1:42.728	28.372	37.898	36.458	184.3	12:31.252								
6	1	1:40.733	28.156	37.098	35.479	170.3	14:11.985								
7	1	1:40.241	27.863	37.036	35.342	183.1	15:52.226								
8	1	1:41.023	28.072	37.004	35.947	179.4	17:33.249								
65 Alfa Romeo Giulia Sprint GTA 1965 1. Peter JOOS -2L															
1	1	3:05.121	1:33.194	46.110	45.817	100.2	3:05.121								
2	1	1:59.312	32.667	43.861	42.784	137.4	5:04.433								
3	1	1:56.001	31.011	42.727	42.263	155.4	7:00.434								
4	1	1:55.475	31.477	41.982	42.016	167.7	8:55.909								
5	1	1:55.699	30.970	42.179	42.550	156.3	10:51.608								
6	1	1:53.918	30.796	40.794	42.328	162.9	12:45.526								
7	1	1:54.125	31.425	41.549	41.151	159.5	14:39.651								
8	1	4:04.785 B	30.831	40.890	2:53.064	158.8	18:44.436								
9	1	2:02.603	40.050	41.263	41.290	111.7	20:47.039								
10	1	1:54.037	31.848	41.257	40.932	164.9	22:41.076								
11	1	1:54.481	31.642	41.964	40.875	158.4	24:35.557								
12	1	1:52.343	30.551	40.572	41.220	170.1	26:27.900								
13	1	1:51.456	30.037	40.693	40.726	166.7	28:19.356								
14	1	1:51.011	30.058	40.700	40.253	161.4	30:10.367								
69 Chevrolet Corvette C1 Phase 2 1960 1. Michel GROSFILLIER +2L															
1	1	2:42.389	1:14.374	45.820	42.195	78.2	2:42.389								
2	1	1:54.637	33.517	40.910	40.210	138.5	4:37.026								
3	1	1:53.384	32.748	40.487	40.149	142.7	6:30.410								
4	1	3:55.620 B	33.051	40.345	2:42.224	148.4	10:26.030								
5	1	2:01.887	41.091	41.215	39.581	118.7	12:27.917								
6	1	1:55.907	34.708	40.350	40.849	141.0	14:23.824								
7	1	1:53.944	33.357	40.718	39.869	132.4	16:17.768								
8	1	1:54.071	33.093	41.371	39.607	135.5	18:11.839								
9	1	1:57.186	35.229	40.738	41.219	136.4	20:09.025								
10	1	1:54.816	34.568	40.601	39.647	149.8	22:03.841								
76 Ford Mustang 289 1965 1. Abraham BONTRUP +2L															
1	1	2:26.789	1:03.622	41.298	41.869	60.7	2:26.789								
2	1	1:41.007	27.646	37.435	35.926	185.9	4:07.796								
3	1	1:41.146	28.571	37.043	35.532	203.8	5:48.942								
4	1	1:40.212	27.490	36.721	36.001	177.6	7:29.154								
5	1	1:39.978	27.292	36.980	35.706	186.2	9:09.132								
6	1	1:40.175	27.454	36.992	35.729	179.1	10:49.307								
7	1	1:41.343	27.899	37.210	36.234	177.3	12:30.650								
8	1	1:40.310	27.590	37.113	35.607	175.6	14:10.960								
9	1	1:39.689	27.185	37.097	35.407	193.2	15:50.649								



CLASSIC TOURING CHALLENGE GRAND PRIX DE L'AGE D'OR QUALIFYING

Sector Analysis

Lap under Red Flag Invalidated Lap Personal Best Session Best Crossing the pit lane

Lap	D	Time	Sector 1	Sector 2	Sector 3	T. Spd	Elapsed	Lap	D	Time	Sector 1	Sector 2	Sector 3	T. Spd	Elapsed
10	1	1:40.008	27.314	37.179	35.515	190.8	17:30.657	7	1	4:19.674 B	37.463	45.570	2:56.641	133.2	18:23.935
11	1	1:39.532	27.040	37.229	35.263	198.2	19:10.189	8	2	2:12.762	43.139	45.320	44.303	106.4	20:36.697
12	1	1:40.437	27.257	37.036	36.144	200.7	20:50.626	9	2	2:02.714	34.506	43.672	44.536	142.5	22:39.411
13	1	1:41.862	28.441	37.016	36.405	180.6	22:32.488	10	2	2:00.928	33.231	43.907	43.790	160.2	24:40.339
14	1	1:39.770	27.020	37.103	35.647	195.3	24:12.258	11	2	2:00.078	33.233	42.812	44.033	163.9	26:40.417
15	1	1:39.340	26.941	36.786	35.613	194.6	25:51.598	12	2	2:00.001	33.146	43.665	43.190	167.4	28:40.418

79		Ford Cortina Lotus 1965					
		1.Mark DRAIN				-2L	
		2.Alfie BRIGGS					
1	1	2:28.184	1:08.276	42.103	37.805	67.3	2:28.184
2	1	1:42.884	28.095	37.963	36.826	185.9	4:11.068
3	1	1:41.969	27.461	37.231	37.277	197.1	5:53.037
4	1	1:41.759	27.658	37.180	36.921	195.7	7:34.796
5	1	1:44.137	28.323	38.450	37.364	190.1	9:18.933
6	1	1:42.562	27.781	37.647	37.134	193.9	11:01.495
7	1	1:41.285	27.387	36.986	36.912	203.0	12:42.780
8	1	2:55.078 B	27.894	37.305	1:49.879	188.2	15:37.858
9	2	1:50.976	36.196	37.962	36.818	129.3	17:28.834
10	2	1:40.406	27.510	36.918	35.978	188.8	19:09.240
11	2	1:40.107	27.082	36.988	36.037	198.5	20:49.347
12	2	1:42.106	28.467	37.213	36.426	197.4	22:31.453
13	2	1:39.079	26.739	36.565	35.775	205.3	24:10.532
14	2	1:38.863	26.700	36.397	35.766	204.5	25:49.395
15	2	1:38.962	26.565	36.444	35.953	202.2	27:28.357
16	2	1:38.916	26.639	36.420	35.857	206.1	29:07.273
17	2	1:38.380	26.471	36.395	35.514	206.5	30:45.653

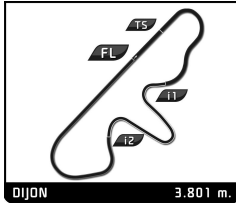
84		Ford Mustang 289 1965					
		1.Reinier VAN ABBE				+2L	
		2.Kevin ABRING					
1	2	2:19.919	1:04.122	38.417	37.380	64.2	2:19.919
2	2	1:37.822	26.629	35.579	35.614	202.2	3:57.741
3	2	1:35.892	26.052	35.455	34.385	221.3	5:33.633
4	2	1:36.394	26.128	35.668	34.598	219.5	7:10.027
5	2	1:37.565	26.139	35.584	35.842	218.2	8:47.592
6	2	2:42.950 B	26.149	35.845	1:40.956	215.6	11:30.542
7	1	1:46.038	33.709	37.448	34.881	147.1	13:16.580
8	1	1:39.259	27.745	36.835	34.679	190.1	14:55.839
9	1	1:38.860	27.268	36.487	35.105	203.0	16:34.699
10	1	1:40.525	27.662	36.953	35.910	191.2	18:15.224
11	1	1:44.318	30.642	38.407	35.269	164.9	19:59.542
12	1	1:41.919	28.175	37.159	36.585	198.2	21:41.461
13	1	1:40.422	28.461	36.687	35.274	190.1	23:21.883
14	1	1:41.397	28.417	36.951	36.029	194.2	25:03.280
15	1	1:40.424	28.044	37.194	35.186	192.9	26:43.704

85		Jaguar Mk 2 3.8 1962					
		1.Alain de GLEN				+2L	
		2.Damien CITEAU					
1	1	3:17.575	1:41.919	47.545	48.111	101.7	3:17.575
2	1	2:06.402	35.538	44.236	46.628	127.1	5:23.977
3	1	2:12.596	37.228	47.670	47.698	130.4	7:36.573
4	1	2:08.892	37.529	44.956	46.407	133.5	9:45.465
5	1	2:07.203	36.463	44.430	46.310	132.8	11:52.668
6	1	2:11.593	35.487	45.712	50.394	142.5	14:04.261

89		Ford Mustang 289 1965					
		1.Phil MULACEK				+2L	
		2.Sterling MULACEK					
1	2	3:08.986	1:38.848	47.326	42.812	102.4	3:08.986
2	2	1:49.482	31.305	40.045	38.132		4:58.468
3	2	1:47.663	31.042	38.666	37.955	166.4	6:46.131
4	2	1:45.343	29.528	38.794	37.021	193.9	8:31.474
5	2	1:44.779	29.506	38.449	36.824	172.2	10:16.253
6	2	1:47.440	30.093	38.787	38.560	170.1	12:03.693
7	2	1:47.138	29.815	39.714	37.609	172.5	13:50.831
8	2	4:23.614 B	29.837	38.567	3:15.210	175.0	18:11.445
9	1	1:56.856	39.461	39.137	38.258	104.2	20:14.301
10	1	1:47.642	30.701	39.443	37.498	165.4	21:58.943
11	1	1:46.547	29.609	38.412	38.526	184.9	23:45.490
12	1	1:45.347	29.116	38.553	37.678	184.9	25:30.837
13	1	1:45.634	29.326	39.018	37.290	202.2	27:16.471
14	1	1:46.205	29.296	39.494	37.415	186.9	29:02.676
15	1	1:45.545	29.706	39.023	36.816	168.0	30:48.221

98		Austin Mini Cooper S 1275 1964					
		1.Philippe LECARDONNEL				-2L	
1	1	2:55.430	1:23.757	45.984	45.689	99.4	2:55.430
2	1	2:01.595	35.155	44.110	42.330	134.5	4:57.025
3	1	1:57.607	33.456	41.823	42.328	160.7	6:54.632
4	1	1:56.826	32.986	42.178	41.662	156.1	8:51.458
5	1	1:55.734	33.010	41.271	41.453	136.7	10:47.192
6	1	1:54.917	32.531	41.186	41.200	169.3	12:42.109
7	1	1:53.207	31.102	40.917	41.188	169.0	14:35.316
8	1	4:06.368 B	31.119	39.881	2:55.368	172.2	18:41.684
9	1	2:06.477	42.987	42.237	41.253	109.8	20:48.161
10	1	1:53.655	32.127	41.319	40.209	157.4	22:41.816
11	1	2:01.440	33.196	45.060	43.184	137.4	24:43.256
12	1	2:01.557	31.303	49.542	40.712	175.6	26:44.813
13	1	2:08.497	30.983	45.780	51.734	175.0	28:53.310
14	1	1:52.625	31.051	40.520	41.054	168.5	30:45.935

124		Ford Cortina Lotus 1965					
		1.Ivan Petev IVANOV				-2L	
		2.Ed MORRIS					
1	2	2:23.172	1:05.462	40.336	37.374	71.7	2:23.172
2	2	1:39.948	27.606	36.741	35.601	180.9	4:03.120
3	2	6:20.166 B	26.941	38.279	5:14.946	194.2	10:23.286
4	1	1:48.266	34.408	37.826	36.032	128.7	12:11.552
5	1	1:44.323	27.057	38.669	38.597	191.8	13:55.875
6	1	1:40.697	26.822	37.092	36.783	204.5	15:36.572
7	1	1:38.949	26.708	36.601	35.640	200.7	17:15.521
8	1	1:39.315	26.663	36.732	35.920	204.9	18:54.836

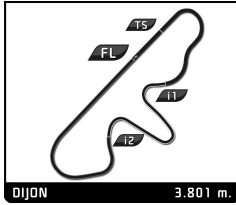


CLASSIC TOURING CHALLENGE GRAND PRIX DE L'AGE D'OR QUALIFYING

Sector Analysis

Lap under Red Flag Invalidated Lap Personal Best Session Best Crossing the pit lane

Lap	D	Time	Sector 1	Sector 2	Sector 3	T. Spd	Elapsed	Lap	D	Time	Sector 1	Sector 2	Sector 3	T. Spd	Elapsed
9	1	1:41.460	27.860	37.438	36.162	204.9	20:36.296	8	2	1:37.829	26.595	36.661	34.573	202.2	15:55.879
10	1	3:01.134 B	27.607	36.972	1:56.555	191.8	23:37.430	9	2	1:37.357	26.515	36.337	34.505	200.0	17:33.236
11	1	1:45.324	33.570	36.266	35.488	136.2	25:22.754	10	2	1:36.992	26.657	35.948	34.387	196.4	19:10.228
12	1	1:38.207	26.725	36.078	35.404	202.6	27:00.961	180 Alfa Romeo Giulia Sprint GTA 1965 1.Xavier GALANT -2L 2.Olivier GALANT							
13	1	1:38.779	26.644	36.550	35.585	202.2	28:39.740	1	1	2:37.706	1:07.689	47.312	42.705	58.3	2:37.706
14	1	1:38.098	26.542	35.891	35.665	208.9	30:17.838	2	1	1:57.425	33.199	42.392	41.834	141.9	4:35.131
133 Alfa Romeo Giulia Sprint GTA 1965 1.Dominique REINHARDT -2L 2.Daniel REINHARDT								3	1	1:55.147	32.541	41.238	41.368	145.0	6:30.278
1	1	2:31.797	1:11.466	41.543	38.788	72.6	2:31.797	4	1	1:51.315	30.965	40.015	40.335	166.7	8:21.593
2	1	1:45.211	29.119	38.457	37.635	174.2	4:17.008	5	1	1:51.969	31.271	40.034	40.664	172.2	10:13.562
3	1	1:43.024	29.970	37.717	37.337	186.2	6:00.032	6	1	1:51.292	30.810	40.280	40.202	175.9	12:04.854
4	1	1:42.606	27.893	37.324	37.389	190.1	7:42.638	7	1	1:52.446	30.989	40.861	40.596	164.6	13:57.300
5	1	1:53.018	28.410	45.747	38.861	192.5	9:35.656	8	1	4:08.071 B	30.398	40.263	2:57.410	176.5	18:05.371
6	1	1:42.714	27.784	37.636	37.294	192.9	11:18.370	9	2	1:58.278	39.953	39.605	38.720	120.4	20:03.649
7	1	1:42.460	27.838	37.302	37.320	190.1	13:00.830	10	2	1:42.543	27.857	37.607	37.079	182.1	21:46.192
8	1	1:42.867	27.787	37.783	37.297	192.9	14:43.697	11	2	1:41.760	27.559	37.132	37.069	197.1	23:27.952
9	1	4:06.546 B	28.208	38.163	3:00.175	192.2	18:50.243	12	2	1:41.457	27.370	37.044	37.043	198.2	25:09.409
10	2	2:03.840	40.479	42.307	41.054	117.0	20:54.083	13	2	1:42.122	27.315	37.905	36.902	197.4	26:51.531
11	2	1:48.785	29.976	40.397	38.412	181.5	22:42.868	14	2	1:41.425	27.233	37.334	36.858	197.4	28:32.956
12	2	1:49.639	30.174	40.808	38.657	177.6	24:32.507	15	2	1:40.594	27.212	36.782	36.600	197.4	30:13.550
13	2	1:46.877	29.057	39.600	38.220	183.4	26:19.384	184 Ford Mustang 289 1965 1.Laurent GRANGIER +2L 2.José DA ROCHA							
14	2	1:46.264	28.862	39.148	38.254	185.2	28:05.648	1	1	3:15.860	1:37.495	48.115	50.250	98.5	3:15.860
15	2	1:47.074	29.012	39.756	38.306	188.2	29:52.722	2	1	1:58.891	34.805	43.227	40.859		5:14.751
16	2	1:47.176	29.319	39.513	38.344	187.5	31:39.898	3	1	2:59.908 B	31.511	41.717	1:46.680	159.5	8:14.659
136 Ford Cortina Lotus 1965 1.Dean DESANTIS -2L 2.Josh TUGGLE								4	1	1:57.447	36.251	41.169	40.027	126.9	10:12.106
1	1	2:56.806	1:30.171	43.649	42.986	99.3	2:56.806	5	1	1:52.160	30.534	41.301	40.325	172.8	12:04.266
2	1	1:57.720	34.254	42.862	40.604	128.1	4:54.526	6	1	1:52.144	30.925	40.422	40.797	160.5	13:56.410
3	1	1:52.975	30.079	42.829	40.067	180.6	6:47.501	7	1	3:35.753 B	30.421	42.109	2:23.223	181.8	17:32.163
4	1	1:51.448	29.971	41.415	40.062	182.4	8:38.949	8	2	2:03.438	40.588	42.807	40.043	108.2	19:35.601
5	1	1:51.516	30.048	41.714	39.754	169.5	10:30.465	9	2	1:51.140	30.245	40.833	40.062	173.1	21:26.741
6	1	4:50.093 B	31.076	41.795	3:37.222	152.3	15:20.558	10	2	1:48.981	30.509	39.796	38.676	172.2	23:15.722
7	2	1:54.878	37.246	39.394	38.238	120.9	17:15.436	11	2	1:49.771	30.143	40.452	39.176	172.2	25:05.493
8	2	1:44.241	28.199	38.239	37.803	194.9	18:59.677	12	2	1:50.241	30.460	40.364	39.417	165.6	26:55.734
9	2	1:47.971	28.321	39.186	40.464	189.8	20:47.648	13	2	1:50.991	31.056	40.794	39.141	168.5	28:46.725
10	2	1:47.083	28.191	39.109	39.783	190.5	22:34.731	14	2	1:49.260	29.549	39.945	39.766	172.8	30:35.985
11	2	1:43.533	27.805	38.207	37.521	193.9	24:18.264	189 Alfa Romeo Giulia Sprint GTA 1965 1.Max BANKS -2L 2.Andrew BANKS							
12	2	1:42.983	27.652	37.960	37.371	189.5	26:01.247	1	2	2:13.216	59.664	37.231	36.321	62.5	2:13.216
13	2	1:42.946	27.505	38.140	37.301	193.5	27:44.193	2	2	1:39.154	26.678	36.301	36.175	199.6	3:52.370
14	2	1:42.125	27.142	37.894	37.089	193.5	29:26.318	3	2	1:39.176	26.914	36.041	36.221		5:31.546
15	2	1:42.137	27.194	37.891	37.052	196.7	31:08.455	4	2	1:41.469	27.256	37.236	36.977	202.6	7:13.015
179 Ford Mustang 289 1965 1.John SPIERS +2L 2.Nigel GREENSALL								5	2	1:38.705	26.460	36.025	36.220	204.2	8:51.720
1	1	2:21.413	1:05.326	39.860	36.227	70.7	2:21.413	6	2	1:39.682	26.500	36.740	36.442	194.2	10:31.402
2	1	1:40.470	28.236	36.560	35.674	186.2	4:01.883	7	2	1:39.227	26.652	36.218	36.357	204.2	12:10.629
3	1	1:39.322	27.769	36.338	35.215	187.2	5:41.205	8	2	1:45.617	26.557	39.736	39.324	204.9	13:56.246
4	1	1:41.834	27.780	37.287	36.767	180.6	7:23.039	9	2	3:01.735 B	27.274	36.713	1:57.748	198.9	16:57.981
5	1	1:39.458	27.427	36.531	35.500	183.1	9:02.497	10	1	1:46.946	33.658	36.999	36.289	128.6	18:44.927
6	1	3:24.295 B	27.280	38.116	2:18.899	189.5	12:26.792	11	1	1:40.432	26.888	37.301	36.243	201.1	20:25.359
7	2	1:51.258	35.536	39.765	35.957	137.8	14:18.050	12	1	1:39.298	26.818	36.370	36.110	203.8	22:04.657



CLASSIC TOURING CHALLENGE GRAND PRIX DE L'AGE D'OR QUALIFYING

DIJON 3.801 m. Sector Analysis

Lap under Red Flag Invalidated Lap Personal Best Session Best B Crossing the pit lane

Lap	D	Time	Sector 1	Sector 2	Sector 3	T. Spd	Elapsed	Lap	D	Time	Sector 1	Sector 2	Sector 3	T. Spd	Elapsed
13	1	1:39.052	26.460	36.175	36.417	204.2	23:43.709								
14	1	1:38.804	26.549	36.187	36.068	204.5	25:22.513								
15	1	1:40.833	28.307	36.321	36.205	204.5	27:03.346								
16	1	1:39.228	26.942	36.015	36.271	206.1	28:42.574								
17	1	1:39.032	26.789	36.211	36.032	204.5	30:21.606								

246 Ford Falcon Sprint 1964
 1. André WIGET +2L

1	1	2:56.468	1:25.226	45.884	45.358	104.0	2:56.468
2	1	2:03.969	36.055	44.207	43.707	133.8	5:00.437
3	1	1:55.640	33.433	42.231	39.976	142.5	6:56.077
4	1	1:55.405	32.129	42.182	41.094	153.2	8:51.482
5	1	1:50.889	30.757	40.562	39.570	170.9	10:42.371
6	1	1:52.175	31.466	40.086	40.623	153.4	12:34.546
7	1	1:53.418	31.313	41.119	40.986	154.3	14:27.964
8	1	1:50.801	31.286	40.091	39.424	164.4	16:18.765
9	1	1:49.938	30.687	39.477	39.774	164.1	18:08.703
10	1	3:12.755 B	33.965	43.902	1:54.888	158.4	21:21.458
11	1	1:58.690	37.454	41.133	40.103	127.7	23:20.148
12	1	1:51.086	31.313	40.141	39.632	183.4	25:11.234
13	1	1:49.254	30.386	39.331	39.537	171.7	27:00.488
14	1	1:50.365	31.447	40.016	38.902	167.2	28:50.853
15	1	1:48.919	30.200	39.724	38.995	183.1	30:39.772