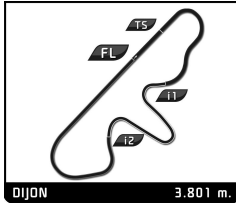


## CLASSIC TOURING CHALLENGE GRAND PRIX DE L'AGE D'OR PRIVATE PRACTICE

### Sector Analysis

Lap under Red Flag    Invalidated Lap    Personal Best    Session Best    Crossing the pit lane

Lap	D	Time	Sector 1	Sector 2	Sector 3	T. Spd	Elapsed	Lap	D	Time	Sector 1	Sector 2	Sector 3	T. Spd	Elapsed	
<b>8</b>		Alfa Romeo Giulia Sprint GTA 1965 1.Xavier GALANT 2.Olivier GALANT						-2L								
1	1	2:55.871	1:22.208	47.395	46.268	90.0	2:55.871									
2	1	1:58.369	33.763	42.586	42.020	138.5	4:54.240									
3	1	1:57.009	32.632	43.039	41.338	142.5	6:51.249									
4	1	1:53.856	32.019	41.117	40.720	149.6	8:45.105									
5	1	1:51.679	30.592	40.733	40.354	168.2	10:36.784									
6	1	1:50.749	30.768	40.070	39.911	183.1	12:27.533									
7	1	1:50.675	31.177	39.483	40.015	175.6	14:18.208									
8	1	1:52.244	30.694	40.107	41.443	182.7	16:10.452									
9	1	1:50.085	30.306	39.936	39.843	176.8	18:00.537									
10	1	8:31.659 <b>B</b>	30.148	2:38.086	5:23.425	187.5	26:32.196									
11	2	2:12.586	45.497	48.591	38.498	84.8	28:44.782									
12	2	1:44.435	28.803	37.825	37.807	167.2	30:29.217									
13	2	2:51.050 <b>B</b>	28.405	37.350	1:45.295	173.4	33:20.267									
14	2	1:50.009	35.070	37.280	37.659	121.8	35:10.276									
15	2	1:42.274	27.619	37.167	37.488	181.2	36:52.550									
16	2	<b>1:41.249</b>	27.534	<b>36.858</b>	<b>36.857</b>	194.2	38:33.799									
17	2	1:42.370	<b>27.165</b>	37.603	37.602	197.4	40:16.169									
<b>11</b>		Alfa Romeo Giulia Sprint GTA 1965 1.David HART 2.Olivier HART						-2L								
1	2	2:02.757	48.031	38.079	36.647	117.1	2:02.757									
2	2	1:39.476	26.877	36.698	35.901	198.5	3:42.233									
3	2	1:38.631	26.577	36.430	<b>35.624</b>	201.5	5:20.864									
4	2	<b>1:37.684</b>	<b>26.344</b>	<b>35.686</b>	35.654	203.0	6:58.548									
5	2	4:50.432 <b>B</b>	27.416	36.925	3:46.091	202.2	11:48.980									
6	1	1:51.388	35.528	38.679	37.181	128.1	13:40.368									
7	1	1:41.512	28.087	37.043	36.382	184.0	15:21.880									
8	1	1:40.868	27.547	37.288	36.033	184.6	17:02.748									
9	1	1:41.242	27.683	37.303	36.256	182.4	18:43.990									
10	1	1:42.033	27.958	37.573	36.502	189.1	20:26.023									
11	1	2:05.184	44.690	44.276	36.218	176.8	22:31.207									
12	1	1:39.634	27.316	36.517	35.801	184.6	24:10.841									
13	1	1:39.884	27.383	36.637	35.864	184.6	25:50.725									
14	1	1:41.778	27.705	37.405	36.668	176.2	27:32.503									
15	1	1:40.187	27.276	36.588	36.323	178.8	29:12.690									
16	1	1:43.143	28.024	38.380	36.739	177.6	30:55.833									
17	1	5:42.658 <b>B</b>	29.605	37.168	4:35.885	147.7	36:38.491									
18	1	1:49.645	36.443	36.420	36.782	129.8	38:28.136									
19	1	1:38.676	26.695	36.323	35.658	206.1	40:06.812									
<b>29</b>		Jaguar Mk 2 3.8 1960 1.Alexandre URBAN						+2L								
1	1	2:56.670	1:25.887	46.068	44.715	91.8	2:56.670									
2	1	2:01.472	33.574	43.117	44.781	128.7	4:58.142									
3	1	2:01.678	31.176	43.894	46.608	152.5	6:59.820									
4	1	1:54.535	30.440	43.803	40.292	160.2	8:54.355									
5	1	2:00.265	32.500	43.480	44.285	135.2	10:54.620									
6	1	1:55.113	31.587	41.524	42.002	159.3	12:49.733									
7	1	<b>1:50.032</b>	<b>30.000</b>	40.252	<b>39.780</b>	182.1	14:39.765									
8	1	1:53.133	31.506	41.086	40.541	162.2	16:32.898									
<b>30</b>		Alfa Romeo Giulia Sprint GTA 1965 1.Yves VÖGELE 2.Alain VÖGELE						-2L								
1	2	6:13.926	4:52.895	40.754	40.277	113.9	6:13.926									
2	2	1:49.025	30.557	39.533	38.935	162.9	8:02.951									
3	2	1:47.668	29.923	39.069	38.676	168.7	9:50.619									
4	2	1:48.390	31.035	38.786	38.569	135.7	11:39.009									
5	2	1:46.105	29.286	38.672	38.147	178.2	13:25.114									
6	2	1:46.855	29.038	39.721	38.096	186.9	15:11.969									
7	2	1:45.324	28.976	38.465	37.883	182.4	16:57.293									
8	2	4:02.377 <b>B</b>	28.987	38.967	2:54.423	177.3	20:59.670									
9	1	2:03.417	44.659	39.951	38.807	84.8	23:03.087									
10	1	1:47.376	30.026	39.243	38.107	152.3	24:50.463									
11	1	1:44.243	29.021	37.865	37.357	178.8	26:34.706									
12	1	1:44.291	29.016	38.064	37.211	174.2	28:18.997									
13	1	1:42.313	28.216	<b>37.091</b>	37.006	180.9	30:01.310									
14	1	2:46.299 <b>B</b>	30.815	40.930	1:34.554	166.2	32:47.609									
15	1	1:53.253	37.046	38.206	38.001	128.7	34:40.862									
16	1	1:42.402	27.984	37.444	36.974	187.2	36:23.264									
17	1	1:42.189	28.087	37.339	<b>36.763</b>	182.1	38:05.453									
18	1	<b>1:41.786</b>	<b>27.807</b>	37.139	36.840	188.5	39:47.239									
<b>33</b>		Alfa Romeo Giulia Sprint GTA 1965 1.Roderick JACK 2.Rory JACK						-2L								
1	1	2:08.116	47.917	40.980	39.219	111.9	2:08.116									
2	1	1:46.567	28.984	38.975	38.608	164.4	3:54.683									
3	1	1:46.049	29.366	38.746	37.937	171.2	5:40.732									
4	1	1:45.532	28.626	38.412	38.494	181.2	7:26.264									
5	1	1:44.305	28.126	38.114	38.065	187.5	9:10.569									
6	1	1:43.597	27.908	37.911	37.778	189.5	10:54.166									
7	1	1:44.902	28.672	38.029	38.201	194.6	12:39.068									
8	1	1:43.818	28.100	37.783	37.935	194.9	14:22.886									
9	1	1:47.849	28.029	38.481	41.339	189.1	16:10.735									
10	1	1:46.105	30.131	37.678	38.296	176.5	17:56.840									
11	1	3:19.904 <b>B</b>	27.877	38.155	2:13.872	188.5	21:16.744									
12	2	2:00.082	41.750	39.867	38.465	94.5	23:16.826									
13	2	1:43.781	28.511	37.590	37.680	196.0	25:00.607									
14	2	1:46.036	28.725	39.311	38.000	194.6	26:46.643									
15	2	1:42.438	28.003	37.219	37.216	195.3	28:29.081									
16	2	1:46.446	29.431	38.228	38.787	200.4	30:15.527									
17	2	2:44.310 <b>B</b>	37.487	44.069	1:22.754	118.3	32:59.837									
18	2	1:56.264	40.149	38.279	37.836	95.7	34:56.101									
19	2	1:42.203	27.863	37.126	37.214	196.0	36:38.304									
20	2	<b>1:41.423</b>	27.495	<b>36.808</b>	37.120	197.1	38:19.727									
21	2	1:41.530	<b>27.278</b>	37.232	<b>37.020</b>	197.8	40:01.257									
<b>34</b>		Austin Mini Cooper S 1275 1965 1.Romain GUERARDELLE 2.Charles-Edouard ROUSSE						-2L								
1	1	2:32.646	1:10.566	41.324	40.756	105.9	2:32.646									
2	1	1:46.188	28.821	38.501	38.866	168.5	4:18.834									
3	1	1:48.034	28.505	38.773	40.756	176.8	6:06.868									
4	1	1:46.147	28.448	38.939	38.760	179.1	7:53.015									
5	1	1:45.383	28.263	38.216	38.904	180.0	9:38.398									

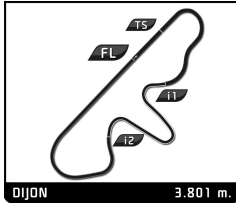


## CLASSIC TOURING CHALLENGE GRAND PRIX DE L'AGE D'OR PRIVATE PRACTICE

### Sector Analysis

Lap under Red Flag    Invalidated Lap    Personal Best    Session Best    Crossing the pit lane

Lap	D	Time	Sector 1	Sector 2	Sector 3	T. Spd	Elapsed	Lap	D	Time	Sector 1	Sector 2	Sector 3	T. Spd	Elapsed
6	1	1:45.231	28.148	38.211	38.872	180.9	11:23.629	19	1	1:42.935	28.298	37.567	37.070	193.5	36:13.200
7	1	1:45.516	28.167	38.271	39.078	180.0	13:09.145	20	1	1:43.352	28.129	37.734	37.489		37:56.552
8	1	1:45.596	28.448	38.445	38.703	180.9	14:54.741	<b>55</b> Austin Mini Cooper S 1275 1969 1. Guillaume BRAJEUX -2L							
9	1	1:46.632	28.284	38.313	40.035	182.1	16:41.373	1	1	2:34.390	1:05.011	45.545	43.834	104.5	2:34.390
10	1	1:47.428	28.322	38.678	40.428	181.5	18:28.801	2	1	1:59.262	34.571	42.522	42.169	138.3	4:33.652
11	1	4:37.934	28.303	39.609	3:30.022	180.0	23:06.735	3	1	1:55.352	32.839	40.763	41.750	139.0	6:29.004
12	2	1:58.112	40.071	39.352	38.689	117.3	25:04.847	4	1	4:28.930	33.909	41.353	3:13.668	133.8	10:57.934
13	2	1:44.733	28.348	37.872	38.513	183.4	26:49.580	5	1	1:59.178	37.118	40.258	41.802	118.2	12:57.112
14	2	1:44.273	28.175	37.877	38.221	184.3	28:33.853	6	1	1:52.127	31.367	39.891	40.869	164.1	14:49.239
15	2	1:44.402	28.095	37.700	38.607	180.0	30:18.255	7	1	1:52.496	30.581	40.645	41.270	171.7	16:41.735
16	2	2:44.559	35.914	43.747	1:24.898	132.2	33:02.814	8	1	1:54.887	30.658	39.690	44.539	166.4	18:36.622
17	2	1:54.881	38.164	38.038	38.679	110.2	34:57.695	9	1	1:52.513	31.040	40.954	40.519	165.9	20:29.135
18	2	1:44.177	28.353	37.631	38.193	184.9	36:41.872	10	1	2:08.708	45.281	43.115	40.312	166.9	22:37.843
19	2	1:44.101	28.207	37.624	38.270	184.0	38:25.973	11	1	1:49.230	29.910	39.103	40.217	178.2	24:27.073
<b>36</b> Alfa Romeo Giulia Sprint GTA 1965 1. Nikolaus DITTING -2L							<b>65</b> Alfa Romeo Giulia Sprint GTA 1965 1. Peter JOOS -2L								
1	1	2:07.880	49.723	40.283	37.874	114.4	2:07.880	1	1	2:47.079	1:11.426	49.585	46.068	100.4	2:47.079
2	1	1:42.598	27.868	37.654	37.076	173.9	3:50.478	2	1	2:07.070	36.206	45.355	45.509	124.3	4:54.149
3	1	1:42.137	27.483	37.252	37.402	193.9	5:32.615	3	1	2:01.653	33.938	44.212	43.503	129.5	6:55.802
4	1	1:40.987	27.299	36.590	37.098	193.2	7:13.602	4	1	2:01.295	33.575	44.498	43.222	139.4	8:57.097
5	1	1:42.017	27.403	37.000	37.614	194.6	8:55.619	5	1	4:12.190	32.974	43.350	2:55.866	146.3	13:09.287
6	1	8:09.991	30.256	37.688	7:02.047	164.9	17:05.610	6	1	2:07.334	38.420	45.973	42.941	111.9	15:16.621
7	1	1:51.996	36.048	38.290	37.658	123.0	18:57.606	7	1	1:58.185	32.307	42.999	42.879	162.7	17:14.806
8	1	2:04.371	36.459	37.626	50.286	196.0	21:01.977	8	1	1:57.051	32.322	42.029	42.700	151.0	19:11.857
9	1	1:54.097	39.367	37.563	37.167	81.1	22:56.074	9	1	2:15.694	32.053	43.105	1:00.536	153.8	21:27.551
10	1	1:43.180	28.165	37.519	37.496	179.1	24:39.254	10	1	2:04.180	39.476	42.483	42.221	86.8	23:31.731
11	1	1:44.169	28.061	37.927	38.181	187.8	26:23.423	11	1	1:54.829	31.251	41.885	41.693	164.4	25:26.560
12	1	1:42.709	28.116	37.022	37.571	181.2	28:06.132	12	1	1:54.441	31.440	41.433	41.568	158.4	27:21.001
13	1	1:42.155	27.939	37.089	37.127	179.4	29:48.287	13	1	1:55.383	32.154	42.123	41.106	158.8	29:16.384
14	1	1:41.712	27.791	36.740	37.181	186.2	31:29.999	14	1	1:54.885	31.239	42.311	41.335	157.7	31:11.269
15	1	1:42.454	28.061	37.015	37.378	188.5	33:12.453	15	1	1:57.014	31.374	42.409	43.231	155.4	33:08.283
<b>40</b> Alfa Romeo Giulia Sprint GTA 1965 1. Michael ERLICH -2L							<b>69</b> Chevrolet Corvette C1 Phase 2 1960 1. Michel GROSSFILLIER +2L								
1	1	2:40.158	1:17.931	41.244	40.983	95.3	2:40.158	1	1	6:08.775	4:38.188	45.246	45.341	99.8	6:08.775
2	1	1:47.584	29.624	40.090	37.870	169.0	4:27.742	2	1	2:05.599	39.007	43.928	42.664	116.1	8:14.374
3	1	1:44.563	28.916	37.822	37.825		6:12.305	3	1	1:59.684	34.829	42.904	41.951	132.4	10:14.058
4	1	1:45.329	29.505	38.299	37.525		7:57.634	4	1	3:46.835	36.471	42.826	2:27.538	128.3	14:00.893
5	1	1:43.800	28.321	37.774	37.705		9:41.434	5	1	2:10.557	43.135	43.197	44.225	102.7	16:11.450
6	1	1:43.692	28.650	37.742	37.300		11:25.126	6	1	1:56.423	33.696	41.871	40.856	142.3	18:07.873
7	1	1:43.173	28.218	37.504	37.451	185.2	13:08.299	7	1	1:58.658	34.242	43.098	41.318	135.8	20:06.531
8	1	2:49.772	28.359	37.843	1:43.570	192.5	15:58.071	8	1	2:03.493	35.455	47.538	40.500	131.5	22:10.024
9	1	1:50.873	34.969	38.370	37.534	125.6	17:48.944	9	1	1:59.231	34.578	42.480	42.173	151.9	24:09.255
10	1	1:42.628	27.925	37.640	37.063		19:31.572	10	1	2:00.052	35.876	42.647	41.529	126.0	26:09.307
11	1	2:47.545	27.848	38.932	1:40.765	200.7	22:19.117	11	1	1:58.068	34.644	41.671	41.753	134.0	28:07.375
12	1	1:51.972	35.635	39.187	37.150		24:11.089	12	1	1:58.900	34.603	42.124	42.173	133.7	30:06.275
13	1	1:42.995	28.502	37.289	37.204		25:54.084								
14	1	1:42.520	28.051	37.515	36.954		27:36.604								
15	1	1:42.786	28.022	37.863	36.901		29:19.390								
16	1	1:43.526	28.429	37.885	37.212		31:02.916								
17	1	1:43.813	28.503	38.110	37.200	201.9	32:46.729								
18	1	1:43.536	28.281	37.795	37.460	194.6	34:30.265								

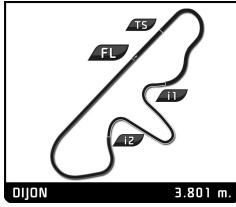


## CLASSIC TOURING CHALLENGE GRAND PRIX DE L'AGE D'OR PRIVATE PRACTICE

### Sector Analysis

Lap under Red Flag    Invalidated Lap    Personal Best    Session Best    B Crossing the pit lane

Lap	D	Time	Sector 1	Sector 2	Sector 3	T. Spd	Elapsed	Lap	D	Time	Sector 1	Sector 2	Sector 3	T. Spd	Elapsed
13	1	4:57.541 B	36.545	43.617	3:37.379	125.4	35:03.816	5	1	1:40.930	28.332	37.428	35.170	172.8	8:58.796
14	1	2:12.669	46.591	43.948	42.130	108.8	37:16.485	6	1	1:44.861	29.373	39.823	35.665	149.8	10:43.657
15	1	1:58.213	34.817	42.053	41.343	139.7	39:14.698	7	1	1:42.081	28.304	37.257	36.520	169.3	12:25.738
16	1	1:58.737	34.904	41.762	42.071	127.7	41:13.435	8	1	1:40.966	27.999	37.640	35.327	167.7	14:06.704
<b>76</b> Ford Mustang 289 1965 1.Abraham BONTRUP +2L								9 1 1:39.352 27.585 36.814 34.953 185.6 15:46.056							
1 1 2:03.820 42.066 43.023 38.731 114.2 2:03.820								10 1 1:38.813 27.192 36.728 34.893 198.2 17:24.869							
2 1 3:35.986 B 29.412 37.612 2:28.962 145.7 5:39.806								11 1 3:07.496 B 28.653 37.029 2:01.814 173.4 20:32.365							
3 1 1:46.558 33.906 37.245 35.407 139.9 7:26.364								12 2 1:58.356 47.042 36.893 34.421 134.3 22:30.721							
4 1 1:40.282 27.015 37.322 35.945 192.9 9:06.646								13 2 1:36.356 26.296 35.648 34.412 191.5 24:07.077							
5 1 1:42.856 27.467 37.499 37.890 178.8 10:49.502								14 2 1:36.429 26.415 35.373 34.641 203.8 25:43.506							
6 1 1:40.324 27.286 37.259 35.779 190.1 12:29.826								15 2 1:36.431 26.542 35.455 34.434 210.5 27:19.937							
7 1 1:40.799 27.499 37.326 35.974 182.4 14:10.625								16 2 1:37.104 26.665 35.574 34.865 189.1 28:57.041							
8 1 1:39.641 27.327 36.789 35.525 183.4 15:50.266								17 2 3:45.195 B 26.550 35.474 2:43.171 197.4 32:42.236							
9 1 3:19.262 B 28.507 37.670 2:13.085 157.2 19:09.528								18 2 2:43.409 B 43.855 38.794 1:20.760 92.4 35:25.645							
10 1 2:10.433 34.767 41.025 54.641 136.9 21:19.961								<b>85</b> Jaguar Mk 2 3.8 1962 1.Alain de GLEN +2L 2.Damien CITEAU							
11 1 1:46.790 34.211 37.163 35.416 113.8 23:06.751								1 1 2:58.049 1:15.389 50.097 52.563 103.3 2:58.049							
12 1 1:40.871 26.968 38.109 35.794 191.5 24:47.622								2 1 2:15.570 40.427 46.839 48.304 116.9 5:13.619							
13 1 1:39.878 26.982 37.137 35.759 192.2 26:27.500								3 1 2:18.356 39.277 47.136 51.943 117.8 7:31.975							
14 1 1:39.589 27.134 36.912 35.543 188.8 28:07.089								4 1 2:15.500 38.520 45.816 51.164 121.9 9:47.475							
15 1 1:40.263 27.418 37.084 35.761 195.7 29:47.352								5 1 6:31.014 B 40.337 46.052 5:04.625 119.3 16:18.489							
16 1 3:38.958 B 27.314 37.044 2:34.600 191.8 33:26.310								6 2 2:18.075 47.285 45.128 45.662 93.3 18:36.564							
17 1 1:55.958 42.180 37.730 36.048 84.0 35:22.268								7 2 2:06.305 35.822 44.740 45.743 129.3 20:42.869							
18 1 1:41.334 28.100 37.626 35.608 204.9 37:03.602								8 2 2:12.689 43.696 45.031 43.962 127.7 22:55.558							
19 1 1:39.528 27.162 36.836 35.530 190.1 38:43.130								9 2 2:01.689 32.855 43.633 45.201 154.1 24:57.247							
20 1 1:40.532 27.877 36.959 35.696 172.8 40:23.662								10 2 2:07.009 35.152 45.691 46.166 143.8 27:04.256							
<b>79</b> Ford Cortina Lotus 1965 1.Mark DRAIN -2L								11 2 2:02.029 34.500 43.212 44.317 143.8 29:06.285							
1 1 2:09.292 51.139 40.058 38.095 107.2 2:09.292								12 2 2:01.795 33.520 43.703 44.572 153.8 31:08.080							
2 1 1:44.913 28.674 38.521 37.718 165.9 3:54.205								13 2 2:01.121 34.072 42.369 44.680 146.1 33:09.201							
3 1 1:43.803 28.413 37.744 37.646 168.2 5:38.008								14 2 2:04.547 35.253 44.213 45.081 143.8 35:13.748							
4 1 1:43.693 28.247 37.636 37.810 171.7 7:21.701								15 2 2:03.795 34.684 43.567 45.544 153.4 37:17.543							
5 1 1:42.392 27.901 37.423 37.068 188.2 9:04.093								16 2 2:02.993 34.353 44.465 44.175 139.7 39:20.536							
6 1 1:47.300 27.946 39.319 40.035 184.6 10:51.393								17 2 2:04.332 34.366 43.488 46.478 145.9 41:24.868							
7 1 1:43.656 27.736 38.405 37.515 190.1 12:35.049								<b>89</b> Ford Mustang 289 1965 1.Phil MULACEK +2L 2.Sterling MULACEK							
8 1 4:20.508 B 28.920 38.367 3:13.221 173.1 16:55.557								1 1 4:52.231 3:33.847 40.242 38.142 103.6 4:52.231							
9 1 1:51.571 36.320 38.655 36.596 131.9 18:47.128								2 1 1:46.268 30.309 38.433 37.526 179.7 6:38.499							
10 1 1:41.975 27.901 37.014 37.060 174.8 20:29.103								3 1 1:46.621 29.758 38.762 38.101 176.2 8:25.120							
11 1 1:59.266 43.734 39.573 35.959 168.7 22:28.369								4 1 1:44.400 28.954 38.153 37.293 183.1 10:09.520							
12 1 1:39.576 26.902 36.621 36.053 194.9 24:07.945								5 1 1:45.782 29.796 38.276 37.710 180.0 11:55.302							
13 1 1:38.951 26.769 36.423 35.759 199.3 25:46.896								6 1 1:44.337 28.672 38.307 37.358 184.0 13:39.639							
14 1 1:39.087 26.684 36.470 35.933 200.7 27:25.983								7 1 1:44.960 29.789 38.238 36.933 182.7 15:24.599							
15 1 1:40.797 27.361 37.499 35.937 203.4 29:06.780								8 1 1:46.279 29.277 38.760 38.242 193.5 17:10.878							
16 1 1:39.238 26.733 36.300 36.205 204.2 30:46.018								9 1 3:54.709 B 30.048 38.698 2:45.963 175.3 21:05.587							
<b>84</b> Ford Mustang 289 1965 1.Reinier VAN ABBE +2L 2.Kevin ABBRING								10 2 2:01.200 42.596 40.483 38.121 98.5 23:06.787							
1 1 2:04.636 46.460 40.952 37.224 115.5 2:04.636								11 2 1:47.127 30.335 38.982 37.810 168.5 24:53.914							
2 1 1:47.251 30.220 40.179 36.852 137.4 3:51.887								12 2 1:45.844 30.265 38.605 36.974 164.1 26:39.758							
3 1 1:43.811 29.738 38.047 36.026 146.5 5:35.698								13 2 1:46.634 29.877 39.010 37.747 167.2 28:26.392							
4 1 1:42.168 28.353 38.108 35.707 171.2 7:17.866								14 2 1:47.006 30.927 38.503 37.576 162.4 30:13.398							
								15 2 2:42.140 B 34.142 44.913 1:23.085 136.5 32:55.538							
								16 2 1:56.516 38.171 38.762 39.583 110.5 34:52.054							

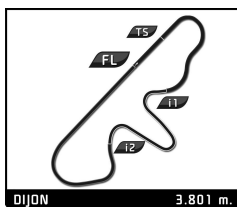


## CLASSIC TOURING CHALLENGE GRAND PRIX DE L'AGE D'OR PRIVATE PRACTICE

### Sector Analysis

Lap under Red Flag    Invalidated Lap    Personal Best    Session Best    Crossing the pit lane

Lap	D	Time	Sector 1	Sector 2	Sector 3	T. Spd	Elapsed	Lap	D	Time	Sector 1	Sector 2	Sector 3	T. Spd	Elapsed
17	2	1:50.021	31.689	40.665	37.667	154.9	36:42.075	8	2	1:46.500	29.022	38.913	38.565	188.8	14:40.837
18	2	1:46.571	30.230	38.331	38.010	187.2	38:28.646	9	2	1:47.425	29.478	39.371	38.576	189.5	16:28.262
19	2	1:47.905	29.726	40.040	38.139	179.1	40:16.551	10	2	1:46.533	29.175	39.283	38.075	197.4	18:14.795
<b>124</b> Ford Cortina Lotus 1965 1.Ivan Petev IVANOV 2.Ed MORRIS -2L								11 2 4:59.497 B 29.087 40.461 3:49.949 190.1 23:14.292							
1	1	2:32.978	1:12.538	41.895	38.545	106.2	2:32.978	12	1	1:58.481	42.292	38.326	37.863	97.9	25:12.773
2	1	1:40.111	27.335	36.503	36.273	189.5	4:13.089	13	1	1:47.647	28.348	40.076	39.223	183.7	27:00.420
3	1	1:39.891	27.050	36.855	35.986	198.9	5:52.980	14	1	1:44.529	28.286	38.034	38.209	187.2	28:44.949
4	1	1:38.936	26.578	36.510	35.848	201.5	7:31.916	15	1	1:43.909	28.203	37.844	37.862	186.9	30:28.858
5	1	4:18.642 B	27.639	36.865	3:14.138	192.9	11:50.558	16	1	2:55.581 B	32.304	48.703	1:34.574	150.8	33:24.439
6	1	1:49.978	34.294	38.251	37.433	130.6	13:40.536	17	1	2:02.374	43.646	40.695	38.033	80.2	35:26.813
7	1	1:40.129	27.064	37.408	<b>35.657</b>	193.9	15:20.665	18	1	1:45.398	28.128	38.873	38.397	190.8	37:12.211
8	1	1:39.400	27.347	36.379	35.674	201.5	17:00.065	19	1	1:43.187	28.031	37.740	37.416	188.8	38:55.398
9	1	1:39.592	26.509	36.575	36.508	203.8	18:39.657	20	1	<b>1:42.318</b>	<b>27.620</b>	<b>37.637</b>	<b>37.061</b>	191.8	40:37.716
10	1	1:40.623	28.293	36.596	35.734	180.9	20:20.280	<b>136</b> Ford Cortina Lotus 1965 1.Dean DESANTIS 2.Josh TUGGLE -2L							
11	1	1:45.713	28.554	40.405	36.754	204.5	22:05.993	1	1	2:55.658	1:25.096	46.112	44.450		2:55.658
12	1	3:53.871 B	27.054	36.661	2:50.156	182.7	25:59.864	2	1	1:58.046	32.088	43.256	42.702		4:53.704
13	2	1:46.888	34.609	36.325	35.954	129.3	27:46.752	3	1	1:58.882	32.508	44.466	41.908		6:52.586
14	2	1:38.537	26.682	36.168	35.687	200.7	29:25.289	4	1	2:00.885	33.897	43.984	43.004		8:53.471
15	2	1:38.712	26.693	36.059	35.960	197.8	31:04.001	5	1	1:58.374	32.827	43.722	41.825		10:51.845
16	2	1:39.204	27.387	<b>35.939</b>	35.878	205.3	32:43.205	6	1	7:06.717 B	31.045	43.216	5:52.456	177.0	17:58.562
17	2	1:38.872	26.547	36.428	35.897	202.2	34:22.077	7	2	2:00.294	40.359	40.859	39.076		19:58.856
18	2	1:38.455	26.442	36.188	35.825	202.6	36:00.532	8	2	1:59.308	29.444	50.469	39.395		21:58.164
19	2	<b>1:38.111</b>	26.462	35.957	35.692	204.5	37:38.643	9	2	1:46.197	29.388	38.696	38.113		23:44.361
20	2	1:38.164	<b>26.360</b>	36.050	35.754	203.8	39:16.807	10	2	1:47.713	28.922	39.897	38.894		25:32.074
21	2	1:38.298	26.515	36.040	35.743	204.2	40:55.105	11	2	1:46.287	28.891	38.977	38.419		27:18.361
<b>127</b> Alfa Romeo Giulia Sprint GTA 1966 1.Sandro HUBAR -2L								12	2	4:08.800 B	29.321	39.127	3:00.352		31:27.161
1	1	2:58.016	1:34.428	42.737	40.851	102.3	2:58.016	13	1	1:51.642	35.526	38.340	37.776		33:18.803
2	1	1:50.452	30.200	40.602	39.650	178.5	4:48.468	14	1	1:44.456	27.874	38.367	38.215		35:03.259
3	1	1:49.501	30.668	39.255	39.578	171.4	6:37.969	15	1	1:44.942	<b>27.687</b>	39.281	37.974		36:48.201
4	1	1:48.728	29.689	38.629	40.410	185.9	8:26.697	16	1	<b>1:43.069</b>	27.899	<b>37.849</b>	<b>37.321</b>		38:31.270
5	1	1:49.230	30.043	39.905	39.282	166.4	10:15.927	17	1	1:44.887	27.811	38.953	38.123		40:16.157
6	1	1:48.389	29.710	39.547	39.132	185.6	12:04.316	<b>184</b> Ford Mustang 289 1965 1.Laurent GRANGIER 2.José DA ROCHA +2L							
7	1	5:30.771 B	30.236	39.253	4:21.282	177.0	17:35.087	1	1	2:40.769	1:13.802	44.850	42.117	99.3	2:40.769
8	1	1:56.758	37.332	39.930	39.496	119.5	19:31.845	2	1	1:56.936	33.684	42.265	40.987	141.0	4:37.705
9	1	2:02.081	29.049	38.783	54.249	177.3	21:33.926	3	1	1:52.244	31.695	40.328	40.221	170.3	6:29.949
10	1	1:48.150	30.747	39.037	<b>38.366</b>	164.1	23:22.076	4	1	1:54.900	32.356	41.321	41.223	152.1	8:24.849
11	1	<b>1:45.228</b>	28.712	<b>38.114</b>	38.402	187.2	25:07.304	5	1	1:52.189	30.974	40.674	40.541	168.7	10:17.038
12	1	1:45.568	<b>28.422</b>	38.748	38.398	194.6	26:52.872	6	1	1:56.327	33.520	40.976	41.831	176.8	12:13.365
13	1	1:47.245	29.162	38.531	39.552	192.5	28:40.117	7	1	3:37.711 B	31.053	41.285	2:25.373	178.5	15:51.076
<b>133</b> Alfa Romeo Giulia Sprint GTA 1965 1.Dominique REINHARDT 2.Daniel REINHARDT -2L								8	1	2:00.898	39.063	40.977	40.858	120.3	17:51.974
1	2	2:14.958	55.019	41.196	38.743	109.2	2:14.958	9	1	1:53.008	31.027	41.240	40.741	174.8	19:44.982
2	2	1:46.487	29.191	39.181	38.115	178.5	4:01.445	10	1	2:07.053	30.724	47.973	48.356	187.5	21:52.035
3	2	1:47.718	29.429	39.779	38.510	170.6	5:49.163	11	1	1:49.899	30.395	40.024	39.480	187.8	23:41.934
4	2	1:46.387	28.973	39.401	38.013	185.9	7:35.550	12	1	1:50.757	30.806	39.759	40.192	187.5	25:32.691
5	2	1:46.894	29.031	39.286	38.577	185.9	9:22.444	13	1	1:49.020	30.603	39.789	<b>38.628</b>	174.5	27:21.711
6	2	1:46.350	29.052	38.959	38.339	185.6	11:08.794	14	1	<b>1:48.881</b>	30.273	39.428	39.180	169.5	29:10.592
7	2	1:45.543	28.509	38.626	38.408	194.6	12:54.337	15	1	1:51.764	<b>29.835</b>	41.811	40.118	191.2	31:02.356
								16	1	1:49.656	30.263	39.643	39.750	190.1	32:52.012
								17	1	1:50.500	31.058	<b>39.347</b>	40.095	162.4	34:42.512



## CLASSIC TOURING CHALLENGE GRAND PRIX DE L'AGE D'OR PRIVATE PRACTICE

DIJON 3.801 m. Sector Analysis

Lap under Red Flag    Invalidated Lap    Personal Best    Session Best    B Crossing the pit lane

Lap	D	Time	Sector 1	Sector 2	Sector 3	T. Spd	Elapsed	Lap	D	Time	Sector 1	Sector 2	Sector 3	T. Spd	Elapsed
<b>189</b>	Alfa Romeo Giulia Sprint GTA 1965 1. Max BANKS 2. Andrew BANKS -2L														
1	1	2:03.105	43.995	40.122	38.988	117.3	2:03.105								
2	1	1:42.170	27.743	37.465	36.962	189.1	3:45.275								
3	1	1:41.743	28.029	37.108	36.606	196.7	5:27.018								
4	1	1:40.758	26.794	37.266	36.698	197.4	7:07.776								
5	1	1:43.268	27.070	38.061	38.137	196.7	8:51.044								
6	1	1:41.447	27.056	37.448	36.943	195.3	10:32.491								
7	1	1:41.315	27.037	36.611	37.667	197.4	12:13.806								
8	1	1:40.306	26.933	36.750	36.623	199.3	13:54.112								
9	1	3:57.851 <b>B</b>	26.795	36.735	2:54.321	198.9	17:51.963								
10	2	1:50.871	35.385	37.639	37.847	124.7	19:42.834								
11	2	1:58.284	27.908	40.527	49.849	173.9	21:41.118								
12	2	1:40.793	27.160	37.044	36.589	188.5	23:21.911								
13	2	1:39.781	26.891	36.496	36.394	203.0	25:01.692								
14	2	1:41.486	27.972	37.239	36.275	197.4	26:43.178								
15	2	1:41.451	27.042	37.368	37.041	200.4	28:24.629								
16	2	1:39.641	<b>26.653</b>	36.305	36.683	200.0	30:04.270								
17	2	3:14.484 <b>B</b>	27.084	<b>36.151</b>	2:11.249	197.4	33:18.754								
18	1	1:47.378	34.190	36.268	36.920	126.6	35:06.132								
19	1	1:41.210	27.435	36.831	36.944	200.4	36:47.342								
20	1	1:40.971	26.962	36.584	37.425	200.7	38:28.313								
21	1	<b>1:39.516</b>	26.960	36.449	<b>36.107</b>	197.8	40:07.829								
<b>246</b>	Ford Falcon Sprint 1964 1. André WIGET +2L														
1	1	2:40.467	1:10.483	45.294	44.690	106.8	2:40.467								
2	1	1:57.826	33.362	43.456	41.008	155.8	4:38.293								
3	1	1:53.142	32.804	40.346	39.992	153.8	6:31.435								
4	1	1:54.165	32.861	40.605	40.699	138.8	8:25.600								
5	1	3:47.180 <b>B</b>	33.077	39.947	2:34.156	145.2	12:12.780								
6	1	2:01.161	37.881	42.067	41.213	134.8	14:13.941								
7	1	1:57.101	32.488	41.287	43.326	153.8	16:11.042								
8	1	1:50.463	31.929	39.421	<b>39.113</b>	163.9	18:01.505								
9	1	1:51.680	31.086	40.514	40.080	165.6	19:53.185								
10	1	2:04.002	<b>30.844</b>	48.119	45.039	173.9	21:57.187								
11	1	1:51.941	31.685	39.767	40.489	173.1	23:49.128								
12	1	1:50.392	31.642	39.636	39.114	161.0	25:39.520								
13	1	1:51.462	31.228	40.404	39.830	161.0	27:30.982								
14	1	1:52.049	31.535	41.105	39.409	164.4	29:23.031								
15	1	1:51.178	31.383	40.047	39.748	158.4	31:14.209								
16	1	1:52.580	31.645	39.739	41.196	156.5	33:06.789								
17	1	<b>1:49.829</b>	30.926	<b>39.160</b>	39.743	171.4	34:56.618								
18	1	1:51.974	31.836	39.551	40.587	155.2	36:48.592								
19	1	1:51.507	31.531	40.459	39.517	168.2	38:40.099								
20	1	1:50.333	31.405	39.644	39.284	173.9	40:30.432								