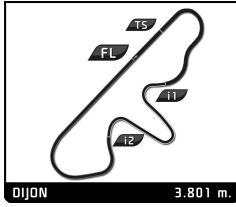


CLASSIC ENDURANCE RACING 2 GRAND PRIX DE L'AGE D'OR QUALIFYING

Sector Analysis

Lap under Red Flag							Invalidated Lap		Personal Best		Session Best		B Crossing the pit lane		
Lap	D	Time	Sector 1	Sector 2	Sector 3	T. Spd	Elapsed	Lap	D	Time	Sector 1	Sector 2	Sector 3	T. Spd	Elapsed
1	Lola T286 1976 1. Maxime GUENAT		P+2L												
1	1	1:50.582	47.504	32.474	30.604	142.5	1:50.582	1	1	1:47.264	40.090	36.646	30.528	151.7	1:47.264
2	1	1:22.199	22.936	30.645	28.618	244.3	3:12.781	2	1	1:23.737	23.378	31.905	28.454	236.3	3:11.001
3	1	1:20.213	21.932	29.854	28.427	260.9	4:32.994	3	1	1:19.521	21.768	29.944	27.809	242.7	4:30.522
4	1	1:21.330	21.868	30.705	28.757	269.3	5:54.324	4	1	1:19.354	21.731	29.938	27.685	264.1	5:49.876
5	1	4:12.263 B	21.755	29.896	3:20.612	268.7	10:06.587	5	1	7:04.395 B	21.512	29.945	6:12.938	261.5	12:54.271
6	1	1:30.913	29.546	31.724	29.643	168.7	11:37.500	6	1	1:31.703	31.608	31.640	28.455	143.6	14:25.974
7	1	1:22.830	23.195	30.977	28.658	247.7	13:00.330	7	1	1:20.594	22.095	30.677	27.822	270.7	15:46.568
8	1	1:20.340	22.015	29.967	28.358	266.0	14:20.670	8	1	1:20.188	21.710	30.530	27.948	270.7	17:06.756
9	1	1:19.773	21.709	29.728	28.336	268.0	15:40.443	9	1	1:20.468	22.144	30.252	28.072	259.6	18:27.224
10	1	1:21.042	22.358	30.036	28.648	263.4	17:01.485	10	1	1:23.685	22.703	30.743	30.239	259.6	19:50.909
11	1	1:21.086	22.371	30.520	28.195	258.4	18:22.571	11	1	6:16.390 B	26.993	46.535	5:02.862	209.3	26:07.299
12	1	1:21.822	22.635	30.455	28.732	262.8	19:44.393	12	1	1:29.964	30.280	31.283	28.401	171.4	27:37.263
13	1	6:08.541 B	23.081	34.940	5:10.520	264.7	25:52.934	13	1	1:19.969	21.854	30.112	28.003	265.4	28:57.232
14	1	1:27.458	28.152	30.425	28.881	176.2	27:20.392	14	1	3:58.704 B	37.721	1:05.536	2:15.447	251.2	32:55.936
15	1	1:20.754	21.736	30.556	28.462	264.7	28:41.146	15	1	1:31.040	32.535	30.571	27.934	110.1	34:26.976
16	1	2:21.814	22.954	50.442	1:08.418	260.2	31:02.960	16	1	1:20.027	21.783	30.486	27.758	266.0	35:47.003
17	1	2:02.326	50.871	41.191	30.264	75.9	33:05.286	17	1	1:19.841	21.715	30.198	27.928	265.4	37:06.844
18	1	1:21.145	21.880	30.531	28.734	267.3	34:26.431	18	1	1:19.555	21.512	29.867	28.176	273.4	38:26.399
19	1	1:19.828	21.724	29.751	28.353	265.4	35:46.259	19	1	1:24.360	22.673	32.390	29.297	268.7	39:50.759
2	Porsche 935 1981 1. Emmanuel BRIGAND		GT2												
1	1	2:06.287	58.206	36.656	31.425	142.3	2:06.287	1	1	1:57.924	47.513	35.125	35.286	121.9	1:57.924
2	1	1:28.538	25.262	33.906	29.370	204.9	3:34.825	2	1	1:32.622	26.893	33.357	32.372	173.1	3:30.546
3	1	1:23.724	23.383	31.620	28.721	235.8	4:58.549	3	1	1:28.388	24.733	32.323	31.332	220.0	4:58.934
4	1	1:23.657	22.818	31.498	29.341	233.8	6:22.206	4	1	1:27.628	23.861	32.496	31.271	236.8	6:26.562
8	Ferrari 512 BBLM 1982 1. Olivier BREITMAYER		GT2												
1	1	2:29.469	1:13.720	40.750	34.999	116.8	2:29.469	5	1	4:49.368 B	27.970	39.219	3:42.179	192.9	11:15.930
2	1	1:35.261	26.149	35.764	33.348	174.8	4:04.730	6	1	1:43.193	35.253	34.577	33.363	127.5	12:59.123
3	1	1:29.377	24.295	32.614	32.468	214.7	5:34.107	7	1	1:31.464	25.240	34.139	32.085	221.3	14:30.587
4	1	1:33.329	24.078	34.271	34.980	227.8	7:07.436	8	1	1:28.100	24.226	32.022	31.852	234.3	15:58.687
5	1	1:29.330	23.917	32.780	32.633	216.9	8:36.766	9	1	1:28.032	24.339	32.126	31.567	231.3	17:26.719
6	1	3:20.687 B	24.036	34.082	2:22.569	222.2	11:57.453	10	1	1:27.324	24.277	31.791	31.256	220.9	18:54.043
7	1	1:42.453	36.923	33.376	32.154	107.8	13:39.906	11	1	1:27.866	24.248	31.830	31.788	240.0	20:21.909
8	1	1:28.907	23.989	32.622	32.296	219.1	15:08.813	12	1	4:14.340 B	34.128	46.241	2:53.971	156.1	24:36.249
9	1	1:37.594	30.677	34.935	31.982	180.6	16:46.407	13	1	1:42.490	34.617	33.937	33.936	137.4	26:18.739
10	1	1:28.780	24.021	33.048	31.711	231.8	18:15.187	14	1	1:27.437	23.970	32.111	31.356	238.4	27:46.176
11	1	1:30.968	24.366	34.167	32.435	224.5	19:46.155	15	1	1:41.790	27.669	33.631	40.490	232.3	29:27.966
12	1	6:13.169 B	24.190	43.356	5:05.623	215.1	25:59.324	16	1	3:02.577	55.494	58.520	1:08.563	89.9	32:30.543
13	1	1:38.594	32.211	34.045	32.338	143.0	27:37.918	17	1	1:29.430	25.268	32.397	31.765	210.1	33:59.973
14	1	1:31.649	23.779	33.331	34.539	223.6	29:09.567	18	1	1:26.966	23.832	32.051	31.083	242.7	35:26.939
15	1	3:00.441	50.600	51.918	1:17.923	76.4	32:10.008	19	1	1:25.956	23.266	31.678	31.012	243.2	36:52.895
16	1	1:39.345	33.083	33.847	32.415	125.0	33:49.353	20	1	1:32.124	24.431	34.451	33.242	235.3	38:25.019
17	1	1:29.361	24.251	33.030	32.080	216.0	35:18.714	21	1	1:30.241	25.864	33.057	31.320	244.9	39:55.260
18	1	1:29.536	24.128	33.298	32.110	229.3	36:48.250	22	1	1:27.325	23.696	32.345	31.284	238.4	41:22.585
12	Lola T282 1973 1. Stéphane NGUYEN		P+2L												
1	1	1:27.441	23.780	31.987	31.674	244.3	44:17.353	23	1	1:27.327	23.814	31.991	31.522	236.8	42:49.912
2	1	1:32.811	24.308	37.165	31.338	225.5	45:50.164	24	1	1:27.441	23.780	31.987	31.674	244.3	44:17.353



CLASSIC ENDURANCE RACING 2 GRAND PRIX DE L'AGE D'OR QUALIFYING

Sector Analysis

Lap under Red Flag											Invalidated Lap	Personal Best	Session Best	B Crossing the pit lane	
Lap	D	Time	Sector 1	Sector 2	Sector 3	T. Spd	Elapsed	Lap	D	Time	Sector 1	Sector 2	Sector 3	T. Spd	Elapsed
13	2	1:25.311	24.086	31.326	29.899	206.5	25:02.478	4	1	1:20.820	22.628	29.759	28.433	220.0	6:02.484
14	2	1:23.043	22.459	30.831	29.753	240.0	26:25.521	5	1	1:24.314	24.439	30.494	29.381	210.1	7:26.798
15	2	1:22.537	22.199	30.737	29.601	246.6	27:48.058	6	1	10:07.464 B	22.319	30.413	9:14.732	233.8	17:34.262
16	2	1:39.535	23.810	31.210	44.515	252.3	29:27.593	7	1	1:38.499	33.045	34.558	30.896	136.0	19:12.761
17	2	3:00.025	54.228	57.939	1:07.858	89.6	32:27.618	8	1	1:22.454	22.415	30.450	29.589	249.4	20:35.215
18	2	1:24.604	23.451	31.096	30.057	222.7	33:52.222	9	1	3:06.138 B	45.249	52.587	1:28.302	124.3	23:41.353
19	2	1:22.935	22.296	30.994	29.645	247.7	35:15.157	10	1	1:41.015	34.056	35.572	31.387	128.7	25:22.368
20	2	1:23.841	22.488	30.925	30.428	244.3	36:38.998	11	1	1:23.784	22.596	31.494	29.694	245.5	26:46.152
21	2	1:23.248	22.537	31.148	29.563	252.3	38:02.246	12	1	1:21.511	22.665	30.159	28.687	234.8	28:07.663
22	2	1:22.495	22.376	30.621	29.498	242.7	39:24.741	13	1	5:13.179 B	22.331	29.810	4:21.038	246.0	33:20.842
23	2	1:23.422	22.454	31.167	29.801	248.8	40:48.163	14	1	1:40.325	34.535	34.762	31.028	128.9	35:01.167
24	2	1:23.319	23.024	30.803	29.492	246.6	42:11.482	15	1	1:21.711	22.555	30.261	28.895	251.7	36:22.878
25	2	1:22.506	22.382	30.640	29.484	242.2	43:33.988	16	1	1:26.866	23.703	33.864	29.299	246.6	37:49.744
26	2	1:22.637	22.606	30.574	29.457	242.7	44:56.625	17	1	1:21.005	22.302	29.830	28.873	257.8	39:10.749
27	2	1:22.266	22.179	30.211	29.876	245.5	46:18.891	18	1	3:23.855 B	25.379	35.120	2:23.356	252.9	42:34.604
								19	1	1:34.863	32.077	32.722	30.064	134.0	44:09.467
								20	1	1:21.497	22.788	30.091	28.618	250.0	45:30.964

32 Lola T296 1976
1. Bert SMEETS P-2L

1	1	2:14.431	1:05.569	35.244	33.618	137.6	2:14.431
2	1	1:31.857	25.396	33.963	32.498	210.5	3:46.288
3	1	1:25.577	23.634	31.652	30.291	244.3	5:11.865
4	1	1:27.063	23.639	32.983	30.441	243.2	6:38.928
5	1	3:50.692 B	25.196	33.665	2:51.831	237.9	10:29.620
6	1	1:37.365	32.950	33.404	31.011	144.4	12:06.985
7	1	1:28.666	24.171	32.569	31.926	216.9	13:35.651
8	1	1:28.784	24.833	32.792	31.159	229.3	15:04.435
9	1	1:28.340	24.874	32.337	31.129	235.8	16:32.775
10	1	1:27.479	23.697	32.740	31.042	240.5	18:00.254
11	1	1:33.763	27.110	35.404	31.249	240.0	19:34.017

45 Chevron B36 1976
1. Gianluigi CANDIANI P-2L
2. Frédéric ROUVIER

1	1	2:12.816	1:04.499	35.053	33.264	146.1	2:12.816
2	1	1:26.599	25.066	31.182	30.351	220.9	3:39.415
3	1	1:24.848	23.839	30.977	30.032	212.2	5:04.263
4	1	1:34.035	22.718	39.518	31.799	246.6	6:38.298
5	1	1:32.648	23.642	35.023	33.983	236.3	8:10.946
6	1	1:27.483	24.149	32.631	30.703	221.3	9:38.429
7	1	1:26.231	23.157	32.564	30.510	226.4	11:04.660
8	1	4:19.673 B	23.240	34.370	3:22.063	238.9	15:24.333
9	2	1:30.646	29.834	30.830	29.982	162.9	16:54.979
10	2	1:23.282	22.642	30.873	29.767	240.5	18:18.261
11	2	1:23.503	22.398	31.216	29.889	244.9	19:41.764
12	2	6:36.340 B	22.925	30.471	5:42.944	238.9	26:18.104
13	2	1:28.008	27.512	30.331	30.165	165.4	27:46.112
14	2	5:21.492	4:01.306	47.290	32.896	239.5	33:07.604
15	2	1:22.880	22.730	30.415	29.735	230.3	34:30.484

49 TOJ SC303 1978
1. Dominique GUENAT P+2L

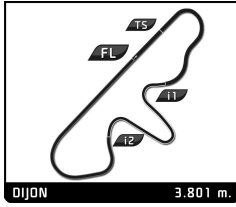
1	1	1:55.652	50.215	32.941	32.496	134.2	1:55.652
2	1	1:23.239	23.140	30.752	29.347	233.8	3:18.891
3	1	1:22.773	23.241	30.553	28.979	206.9	4:41.664

51 Chevron B26 1974
1. Christian PITTARD P-2L
2. Darren BURKE

1	2	1:58.366	57.701	31.867	28.798	155.8	1:58.366
2	2	1:21.579	22.420	30.048	29.111	234.8	3:19.945
3	2	1:20.649	22.371	29.752	28.526	246.6	4:40.594
4	2	1:19.168	21.462	29.125	28.581	248.3	5:59.762
5	2	1:18.783	21.271	29.138	28.374	249.4	7:18.545
6	2	3:47.599 B	21.472	30.595	2:55.532	248.8	11:06.144
7	1	1:37.234	33.217	33.218	30.799	128.0	12:43.378
8	1	1:23.753	22.543	31.271	29.939	236.3	14:07.131
9	1	1:23.172	22.419	31.101	29.652	235.8	15:30.303
10	1	1:23.364	22.731	30.667	29.966	233.3	16:53.667
11	1	1:23.188	22.306	31.213	29.669	241.1	18:16.855
12	1	1:24.236	22.813	31.370	30.053	242.2	19:41.091
13	1	2:20.956	25.825	40.205	1:14.926	229.8	22:02.047
14	1	2:16.423	59.946	46.280	30.197	65.8	24:18.470
15	1	1:22.083	22.216	30.337	29.530	243.8	25:40.553
16	1	1:22.400	22.167	30.465	29.768	244.9	27:02.953
17	1	1:22.251	22.150	30.547	29.554	241.1	28:25.204
18	1	2:12.221	22.219	39.242	1:10.760	245.5	30:37.425
19	1	2:10.385	50.695	49.189	30.501	77.0	32:47.810
20	1	1:22.879	22.223	31.102	29.554	241.6	34:10.689
21	1	1:21.844	21.994	30.406	29.444	243.8	35:32.533
22	1	1:23.861	22.050	31.028	30.783	245.5	36:56.394
23	1	1:24.832	22.766	31.880	30.186	244.9	38:21.226
24	1	1:22.455	22.197	30.696	29.562	243.8	39:43.681
25	1	1:21.847	22.037	30.462	29.348	244.9	41:05.528
26	1	1:23.501	22.428	31.258	29.815	238.9	42:29.029
27	1	1:22.055	22.147	30.444	29.464	239.5	43:51.084

52 TOJ SC304 1976
1. Yves SCEMAMA P+2L

1	1	1:56.529	52.231	33.646	30.652	142.7	1:56.529
2	1	1:25.243	24.455	31.540	29.248	201.9	3:21.772
3	1	1:22.056	22.205	31.107	28.744	234.8	4:43.828



CLASSIC ENDURANCE RACING 2 GRAND PRIX DE L'AGE D'OR QUALIFYING

Sector Analysis

Lap under Red Flag Invalidated Lap Personal Best Session Best Crossing the pit lane

Lap	D	Time	Sector 1	Sector 2	Sector 3	T. Spd	Elapsed	Lap	D	Time	Sector 1	Sector 2	Sector 3	T. Spd	Elapsed
4	1	1:20.108	21.837	29.912	28.359	242.7	6:03.936	4	1	1:26.789	23.483	32.360	30.946	231.8	6:33.324
5	1	1:21.725	22.489	30.504	28.732	232.8	7:25.661	5	1	1:30.876	24.429	33.572	32.875	226.4	8:04.200
6	1	1:21.657	21.952	30.871	28.834	246.0	8:47.318	6	1	1:51.041	23.960	54.681	32.400	218.6	9:55.241
7	1	8:28.683 B	25.780	36.189	7:26.714	201.9	17:16.001	7	1	8:08.395 B	25.052	35.451	7:07.892	198.9	18:03.636
8	1	1:29.458	29.927	30.871	28.660	162.2	18:45.459	8	2	1:36.633	33.391	32.542	30.700	128.9	19:40.269
9	1	1:20.999	22.051	30.098	28.850	245.5	20:06.458	9	2	4:50.465 B	24.650	33.668	3:52.147	218.6	24:30.734
10	1	2:25.181	22.674	50.780	1:11.727	222.2	22:31.639	10	2	1:33.107	32.027	31.430	29.650	144.6	26:03.841
11	1	1:56.055	51.363	35.800	28.892	75.5	24:27.694	11	2	1:23.225	23.000	30.820	29.405	241.1	27:27.066
12	1	1:21.851	22.341	30.874	28.636	242.7	25:49.545	12	2	1:22.160	22.881	30.258	29.021	235.8	28:49.226
13	1	1:21.048	21.856	30.179	29.013	235.8	27:10.593	13	2	7:42.640 B	28.094	41.798	6:32.748	208.9	36:31.866
14	1	1:20.585	21.771	30.176	28.638	243.2	28:31.178	14	1	1:38.208	34.147	33.172	30.889	141.9	38:10.074
								15	1	1:27.168	23.924	32.070	31.174	216.0	39:37.242
								16	1	1:26.742	24.491	31.886	30.365	220.9	41:03.984
								17	1	1:26.097	23.575	32.389	30.133	234.8	42:30.081
								18	1	1:25.712	23.826	31.908	29.978	215.6	43:55.793
								19	1	1:28.689	24.442	33.664	30.583	238.9	45:24.482

54 Porsche 935 1979
1. Dennis BUSCH
2. Marc BUSCH
GT2

1	1	3:16.956	2:07.338	36.641	32.977	141.0	3:16.956
2	1	1:31.806	25.098	34.729	31.979	207.7	4:48.762
3	1	1:31.012	23.924	36.505	30.583	233.8	6:19.774
4	1	1:22.669	22.849	30.384	29.436	233.8	7:42.443
5	1	1:24.610	22.465	31.205	30.940	246.6	9:07.053
6	1	3:37.094 B	22.933	30.498	2:43.663	237.9	12:44.147
7	2	1:33.795	32.838	31.472	29.485	152.3	14:17.942
8	2	1:21.785	22.783	30.123	28.879	240.0	15:39.727
9	2	1:21.239	22.707	29.665	28.867	244.9	17:00.966
10	2	6:54.083 B	24.446	31.741	5:57.896	249.4	23:55.049
11	2	1:35.928	33.314	32.514	30.100	151.0	25:30.977
12	2	1:22.377	22.988	30.511	28.878	244.3	26:53.354
13	2	1:21.887	22.766	30.457	28.664	240.0	28:15.241

59 Porsche 934/5 1981
1. Georges CABANNE
2. Charly BOURACHOT
GT2

1	2	1:57.840	49.218	35.966	32.656	120.8	1:57.840
2	2	1:26.993	25.594	31.720	29.679	193.2	3:24.833
3	2	1:24.640	23.739	31.404	29.497	204.5	4:49.473
4	2	1:25.383	23.556	31.632	30.195	221.3	6:14.856
5	2	1:25.252	23.654	31.422	30.176	236.8	7:40.108
6	2	1:27.849	23.485	32.821	31.543	246.6	9:07.957
7	2	1:26.721	23.832	32.087	30.802	216.9	10:34.678
8	2	1:26.978	23.615	32.875	30.488	239.5	12:01.656
9	2	1:25.187	23.287	31.265	30.635	244.9	13:26.843
10	2	1:24.828	23.368	31.220	30.240	234.8	14:51.671
11	2	4:13.977 B	24.794	31.868	3:17.315	226.9	19:05.648
12	1	1:53.934	34.772	34.123	45.039	132.4	20:59.582
13	1	2:39.874	47.707	48.119	1:04.048	83.3	23:39.456
14	1	1:36.427	27.656	35.845	32.926	173.1	25:15.883
15	1	1:33.411	26.874	34.269	32.268	192.2	26:49.294
16	1	1:31.132					28:20.426
17	1	2:18.111					30:38.537

69 Ligier JS2 1975
1. Mr JOHN OF B
2. Soheil AYARI
GT2

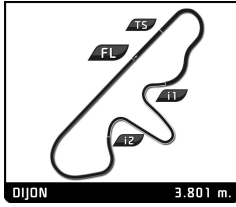
1	1	2:04.666	56.226	35.986	32.454	135.7	2:04.666
2	1	1:34.698	25.707	37.833	31.158	196.4	3:39.364
3	1	1:27.171	24.705	32.283	30.183	220.0	5:06.535

70 Lola T292 1973
1. Jan MAGNUSSEN
2. Chris WARD
P-2L

1	1	1:46.372	37.338	38.231	30.803	152.1	1:46.372
2	1	1:20.512	21.868	29.806	28.838	246.0	3:06.884
3	1	1:19.258	21.476	28.970	28.812	248.3	4:26.142
4	1	1:19.277	21.544	29.077	28.656	250.6	5:45.419
5	1	1:18.772	21.205	28.936	28.631	250.6	7:04.191
6	1	8:06.210 B	21.254	30.817	7:14.139	250.6	15:10.401
7	1	1:39.686	35.710	33.382	30.594	163.4	16:50.087
8	1	1:19.595	21.347	29.632	28.616	251.2	18:09.682
9	1	1:18.792	21.311	29.057	28.424	248.8	19:28.474
10	1	1:26.742	21.277	28.952	36.513	253.5	20:55.216
11	1	4:38.350 B	48.766	49.699	2:59.885	75.7	25:33.566
12	2	1:28.042	28.253	30.163	29.626	162.7	27:01.608
13	2	1:20.613	21.575	29.679	29.359	247.7	28:22.221
14	2	2:11.745	23.191	38.366	1:10.188	251.7	30:33.966
15	2	2:11.876	49.594	51.266	31.016	79.6	32:45.842
16	2	1:20.083	21.700	29.557	28.826	245.5	34:05.925
17	2	1:20.044	21.216	29.518	29.310	250.0	35:25.969
18	2	1:20.202	21.304	29.594	29.304	247.7	36:46.171
19	2	1:20.945	21.395	29.478	30.072	248.8	38:07.116
20	2	1:19.730	21.260	29.435	29.035	248.3	39:26.846
21	2	1:19.648	21.367	29.535	28.746	249.4	40:46.494
22	2	1:19.844	21.840	29.196	28.808	244.3	42:06.338
23	2	1:18.996	21.253	29.226	28.517	247.1	43:25.334
24	2	1:19.153	21.431	29.265	28.457	246.6	44:44.487

81 Ford Capri Zakspeed Turbo 1981
1. Emile BREITMAYER
GT2

1	1	2:46.943	1:30.271	40.033	36.639	109.0	2:46.943
2	1	1:31.240	27.633	33.342	30.265	189.5	4:18.183
3	1	1:21.853	22.551	30.684	28.618	234.8	5:40.036
4	1	1:21.903	22.051	30.965	28.887	231.3	7:01.939
5	1	1:26.939	22.471	33.177	31.291	244.9	8:28.878
6	1	1:21.242	21.899	30.610	28.733	256.5	9:50.120
7	1	1:20.131	21.711	30.262	28.158	256.5	11:10.251



CLASSIC ENDURANCE RACING 2 GRAND PRIX DE L'AGE D'OR QUALIFYING

Sector Analysis

Lap under Red Flag Invalidated Lap Personal Best Session Best B Crossing the pit lane

Lap	D	Time	Sector 1	Sector 2	Sector 3	T. Spd	Elapsed	Lap	D	Time	Sector 1	Sector 2	Sector 3	T. Spd	Elapsed
8	1	1:22.809	23.554	30.576	28.679	212.2	12:33.060	13	1	3:52.326 B	23.488	49.520	2:39.318	244.3	32:32.415
9	1	1:19.490	21.875	29.421	28.194	244.9	13:52.550	14	1	1:32.352	29.796	31.542	31.014	162.2	34:04.767
10	1	4:19.270 B	22.363	32.716	3:24.191	238.4	18:11.820	15	1	1:25.783	23.990	31.054	30.739	241.6	35:30.550
11	1	1:46.714	38.768	37.687	30.259	128.7	19:58.534	16	1	1:26.099	23.307	31.393	31.399	238.9	36:56.649
12	1	2:24.414	21.904	46.079	1:16.431	242.7	22:22.948	17	1	1:26.281	23.537	31.901	30.843	238.9	38:22.930
13	1	2:00.969	53.494	39.217	28.258	75.4	24:23.917	18	1	1:24.784	23.328	30.965	30.491	247.1	39:47.714
14	1	1:20.043	21.735	30.069	28.239	252.3	25:43.960	19	1	1:23.914	22.936	30.916	30.062	244.9	41:11.628
15	1	1:20.202	22.186	29.766	28.250	243.8	27:04.162	20	1	1:26.389	23.133	32.209	31.047	249.4	42:38.017
16	1	1:25.032	21.781	34.792	28.459	235.8	28:29.194	21	1	2:29.056 B	23.602	31.665	1:33.789	241.6	45:07.073
17	1	4:32.145 B	21.781	44.129	3:26.235	247.1	33:01.339	231 TOJ SC206 1977 1. Franck MOREL P-2L							
18	1	1:36.607	36.798	30.964	28.845	104.9	34:37.946	1	1	2:27.038	1:17.488	35.642	33.908	108.7	2:27.038
19	1	1:26.184	24.193	33.937	28.054	230.3	36:04.130	2	1	1:28.620	25.833	32.925	29.862	187.5	3:55.658
20	1	1:19.174	21.363	29.636	28.175	249.4	37:23.304	3	1	1:22.938	22.306	31.064	29.568	241.6	5:18.596
21	1	1:28.572	22.880	36.206	29.486	230.3	38:51.876	4	1	1:20.333	21.932	30.215	28.186	248.8	6:38.929

85		Lola T292 1973		1. Tony SINCLAIR		P-2L	
1	1	2:08.388	1:02.297	35.159	30.932	143.0	2:08.388
2	1	1:28.079	23.385	34.036	30.658	234.8	3:36.467
3	1	1:26.543	22.313	33.506	30.724	247.1	5:03.010
4	1	1:23.115	22.073	30.853	30.189	247.1	6:26.125
5	1	5:32.669 B	23.467	37.851	4:31.351	233.3	11:58.794
6	1	1:37.006	34.605	32.353	30.048	118.2	13:35.800
7	1	1:23.545	23.054	31.193	29.298	230.3	14:59.345
8	1	1:24.056	23.173	31.501	29.382	218.6	16:23.401
9	1	1:23.003	22.655	31.057	29.291	222.7	17:46.404
10	1	1:22.208	22.287	30.849	29.072	239.5	19:08.612
11	1	1:22.750	22.342	31.291	29.117	238.9	20:31.362
12	1	12:35.600 B	43.378	52.188	...	148.4	33:06.962
13	1	1:33.968	32.598	32.034	29.336	141.0	34:40.930
14	1	1:23.354	22.230	31.905	29.219	244.3	36:04.284
15	1	1:22.174	22.352	30.940	28.882	227.4	37:26.458
16	1	1:21.701	22.086	31.008	28.607	245.5	38:48.159
17	1	1:21.021	21.756	30.657	28.608	246.0	40:09.180
18	1	1:23.969	22.718	32.082	29.169	238.9	41:33.149
19	1	1:23.732	22.572	31.299	29.861	242.7	42:56.881
20	1	1:27.118	22.468	31.118	33.532	244.9	44:23.999
21	1	1:22.495	22.479	30.863	29.153	238.4	45:46.494

131		Chevron B31 1975		1. Bruno PEREIRA		2. Charlie HYETT		P-2L	
1	2	2:14.255	1:13.580	30.669	30.006	109.2	2:14.255		
2	2	1:22.747	22.473	29.827	30.447	242.2	3:37.002		
3	2	1:23.347	22.261	30.646	30.440	246.6	5:00.349		
4	2	1:21.933	22.311	30.172	29.450	248.3	6:22.282		
5	2	5:18.437 B	25.561	35.304	4:17.572	226.9	11:40.719		
6	2	1:27.269	27.556	30.073	29.640	167.2	13:07.988		
7	2	1:21.735	22.123	29.770	29.842	243.2	14:29.723		
8	2	1:20.367	21.951	29.534	28.882	242.7	15:50.090		
9	2	8:27.525 B	23.488	32.844	7:31.193	212.2	24:17.615		
10	1	1:32.608	30.432	31.257	30.919	157.7	25:50.223		
11	1	1:24.565	23.419	30.944	30.202	241.1	27:14.788		
12	1	1:25.301	23.634	31.280	30.387	240.0	28:40.089		