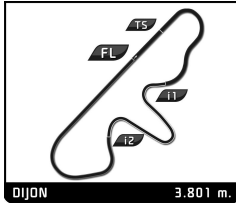


CLASSIC ENDURANCE RACING 2 GRAND PRIX DE L'AGE D'OR PRIVATE PRACTICE

Sector Analysis

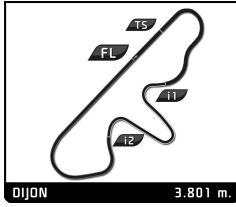
Lap under Red Flag							Invalidated Lap		Personal Best		Session Best		B Crossing the pit lane		
Lap	D	Time	Sector 1	Sector 2	Sector 3	T. Spd	Elapsed	Lap	D	Time	Sector 1	Sector 2	Sector 3	T. Spd	Elapsed
2	Porsche 935 1981 1. Emmanuel BRIGAND						GT2	10	1	1:21.229	22.278	30.595	28.356	244.9	21:53.943
	1	2:29.532	1:21.656	36.424	31.452	132.5	2:29.532	11	1	1:21.226	22.229	30.419	28.578	255.9	23:15.169
	2	1:27.148	24.453	33.638	29.057	216.0	3:56.680	12	1	1:23.393	23.034	31.560	28.799	264.1	24:38.562
	3	1:24.650	23.402	32.094	29.154	237.4	5:21.330	13	1	1:22.605	22.852	31.044	28.709	236.3	26:01.167
	4	1:23.944	23.216	31.308	29.420	241.1	6:45.274	14	1	1:20.928	22.376	30.312	28.240	233.8	27:22.095
	5	1:23.314	23.067	31.059	29.188	248.3	8:08.588	15	1	1:20.619	22.104	30.211	28.304	245.5	28:42.714
	6	5:05.189 B	23.887	33.950	4:07.352	249.4	13:13.777	16	1	1:20.750	21.926	30.097	28.727	258.4	30:03.464
	7	1:30.092	29.927	31.433	28.732	166.4	14:43.869	17	1	1:23.052	23.633	30.921	28.498	223.1	31:26.516
	8	1:23.716	23.566	31.360	28.790	264.7	16:07.585	18	1	1:19.902	21.923	29.746	28.233	263.4	32:46.418
	9	4:41.635 B	23.658	40.489	3:37.488	243.8	20:49.220	19	1	1:20.601	22.281	30.132	28.188	259.0	34:07.019
	10	1:32.295	31.788	31.411	29.096	155.4	22:21.515	20	1	1:22.272	23.738	30.553	27.981	216.0	35:29.291
	11	1:22.812	22.844	31.047	28.921	248.3	23:44.327	21	1	1:20.527	21.927	30.251	28.349	260.2	36:49.818
	12	1:22.929	22.862	31.339	28.728	252.3	25:07.256	22	1	1:22.569	22.020	31.220	29.329	261.5	38:12.387
	13	1:24.334	23.375	31.233	29.726	254.7	26:31.590	23	1	1:20.160	21.983	29.976	28.201	256.5	39:32.547
	14	1:24.605	23.537	31.798	29.270	272.0	27:56.195	24	1	1:19.918	21.967	29.860	28.091	260.2	40:52.465
	15	1:23.509	23.280	31.049	29.180	259.0	29:19.704	25	1	1:20.708	21.981	30.553	28.174	260.2	42:13.173
	16	1:22.802	22.635	31.017	29.150	258.4	30:42.506	26	1	1:19.004	21.845	29.218	27.941	264.1	43:32.177
	17	1:22.492	22.710	30.847	28.935	258.4	32:04.998	27	1	1:33.537	21.948	36.394	35.195	259.6	45:05.714
	18	3:30.497 B	22.693	32.774	2:35.030	258.4	35:35.495								
	19	1:32.005	30.778	31.911	29.316	151.0	37:07.500								
	20	1:24.369	23.106	31.883	29.380	257.1	38:31.869								
	21	1:24.728	23.888	31.598	29.242	264.1	39:56.597								
	22	1:23.103	23.147	31.079	28.877	259.0	41:19.700								
	23	1:23.228	22.815	31.487	28.926	252.3	42:42.928								
	24	1:23.345	23.134	30.919	29.292	252.9	44:06.273								
8	Ferrari 512 BBLM 1982 1. Olivier BREITMAYER						GT2								
	1	3:07.966	1:55.462	38.447	34.057	108.5	3:07.966								
	2	1:32.829	26.491	33.881	32.457	187.5	4:40.795								
	3	1:28.080	24.552	32.380	31.148	200.4	6:08.875								
	4	1:26.473	24.095	31.718	30.660	210.5	7:35.348								
	5	5:06.051 B	24.066	42.189	3:59.796	218.2	12:41.399								
	6	1:46.869	42.647	33.221	31.001	66.4	14:28.268								
	7	1:27.496	24.289	32.422	30.785	222.7	15:55.764								
	8	4:49.445 B	24.024	45.528	3:39.893	221.3	20:45.209								
	9	1:42.127	36.616	32.515	32.996	115.5	22:27.336								
	10	1:30.268	24.535	32.819	32.914	205.7	23:57.604								
	11	1:28.471	24.320	32.331	31.820	200.0	25:26.075								
12	Lola T282 1973 1. Stéphane NGUYEN						P+2L								
	1	2:45.184 B	37.508	34.799	1:32.877	152.8	2:45.184								
	2	1:35.773	34.012	31.853	29.908	146.5	4:20.957								
	3	1:28.398	22.954	32.667	32.777	234.8	5:49.355								
	4	1:24.461	22.692	31.340	30.429	240.5	7:13.816								
	5	1:23.358	22.379	31.707	29.272	254.1	8:37.174								
	6	1:24.002	23.068	32.283	28.651	246.0	10:01.176								
	7	5:55.576 B	45.022	55.030	4:15.524	199.6	15:56.752								
	8	2:27.637	31.293	43.338	1:13.006	152.5	18:24.389								
	9	2:08.325	51.829	46.767	29.729	73.0	20:32.714								
13	Lola T298 1981 1. Simon NOBILI						P-2L								
	1	1:59.547	45.695	37.001	36.851	122.3	1:59.547								
	2	1:35.989	27.455	34.651	33.883	166.4	3:35.536								
	3	3:25.953 B	34.266	47.133	2:04.554	154.9	7:01.489								
	4	1:38.508	31.869	33.761	32.878	138.6	8:39.997								
	5	1:31.652	24.851	33.331	33.470	197.1	10:11.649								
	6	2:53.846	43.667	59.270	1:10.909	115.6	13:05.495								
	7	1:35.083	28.028	33.926	33.129	179.7	14:40.578								
	8	1:28.080	24.251	32.664	31.165	219.1	16:08.658								
	9	2:23.104	24.050	42.161	1:16.893	229.8	18:31.762								
	10	2:11.661	52.710	46.269	32.682	69.0	20:43.423								
	11	1:30.614	25.284	33.046	32.284	205.3	22:14.037								
	12	1:28.838	24.329	32.492	32.017	202.2	23:42.875								
	13	1:28.062	24.099	32.573	31.390	222.7	25:10.937								
	14	1:32.461	23.945	36.420	32.096	223.1	26:43.398								
	15	1:28.903	24.363	32.153	32.387	226.9	28:12.301								
	16	1:30.107	26.090	32.195	31.822	162.9	29:42.408								
	17	1:27.220	23.838	32.154	31.228	213.4	31:09.628								
	18	1:26.908	23.869	31.840	31.199	237.4	32:36.536								
	19	1:29.713	23.730	33.383	32.600	232.8	34:06.249								
	20	1:30.521	25.955	32.651	31.915	191.5	35:36.770								
	21	1:29.607	25.231	32.640	31.736	190.8	37:06.377								
	22	1:27.673	23.949	31.787	31.937	225.5	38:34.050								
	23	1:26.289	23.886	31.586	30.817	228.8	40:00.339								
	24	1:25.708	23.511	30.993	31.204	236.8	41:26.047								
18	Lola T296 1975 1. John BARBOUR						P-2L								
	1	2:12.487	1:00.248	37.319	34.920		2:12.487								
	2	1:36.853	27.031	36.443	33.379		3:49.340								
	3	3:01.164 B	26.430	35.402	1:59.332	218.2	6:50.504								
	4	1:43.234	35.124	34.444	33.666		8:33.738								
	5	1:38.960	26.103	35.087	37.770		10:12.698								



CLASSIC ENDURANCE RACING 2 GRAND PRIX DE L'AGE D'OR PRIVATE PRACTICE

Sector Analysis

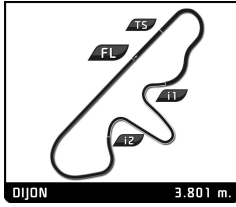
Lap under Red Flag											Invalidated Lap	Personal Best	Session Best	B Crossing the pit lane	
Lap	D	Time	Sector 1	Sector 2	Sector 3	T. Spd	Elapsed	Lap	D	Time	Sector 1	Sector 2	Sector 3	T. Spd	Elapsed
6	1	2:51.348	49.230	56.597	1:05.521		13:04.046	5	1	2:23.262	35.422	41.655	1:06.185	141.9	11:54.684
21		Chevron B26 1974					P-2L	6	1	2:02.145	50.185	38.309	33.651	73.0	13:56.829
		1. John EMBERSON						7	1	1:36.014	27.037	36.465	32.512	173.6	15:32.843
		2. Nigel GREENSALL						8	1	1:47.378	26.175	34.147	47.056	186.9	17:20.221
1	1	1:49.236	40.638	35.509	33.089	132.5	1:49.236	9	1	2:46.557	44.984	1:03.476	58.097	92.1	20:06.778
2	1	4:34.861 B	26.346	33.445	3:35.070	179.7	6:24.097	10	1	1:33.612	27.443	33.581	32.588	162.9	21:40.390
3	1	1:42.241	34.931	35.387	31.923	125.0	8:06.338	11	1	1:31.866	25.833	33.228	32.805	191.5	23:12.256
4	1	1:27.447	23.955	31.976	31.516	224.5	9:33.785	12	1	1:35.980	29.565	33.475	32.940	191.5	24:48.236
5	1	2:19.915	24.736	46.662	1:08.517	187.5	11:53.700	13	1	1:31.706	26.262	33.084	32.360	189.5	26:19.942
6	1	1:59.853	49.752	38.512	31.589	77.9	13:53.553	14	1	1:30.834	25.558	33.184	32.092	196.7	27:50.776
7	1	1:27.646	24.637	32.037	30.972	197.1	15:21.199	15	1	3:04.827 B	27.487	36.458	2:00.882	175.9	30:55.603
8	1	1:41.802	24.000	32.040	45.762	193.2	17:03.001	16	2	1:34.402	31.808	32.010	30.584	143.4	32:30.005
9	1	2:51.818	50.435	52.825	1:08.558	77.1	19:54.819	17	2	1:24.954	23.858	31.090	30.006	197.8	33:54.959
10	1	1:29.424	26.845	31.586	30.993	167.4	21:24.243	18	2	1:29.748	23.095	32.423	34.230	216.4	35:24.707
11	1	1:26.558	23.969	31.624	30.965	206.9	22:50.801	19	2	3:35.009 B	23.251	31.471	2:40.287	216.4	38:59.716
12	1	1:26.399	24.081	31.385	30.933	213.9	24:17.200	20	2	1:35.703	32.645	32.389	30.669	98.3	40:35.419
13	1	1:26.488	24.035	31.667	30.786	186.5	25:43.688	21	2	1:25.129	23.710	31.484	29.935	209.7	42:00.548
14	1	1:25.824	24.001	31.388	30.435	207.3	27:09.512	22	2	1:25.084	23.452	31.562	30.070	220.0	43:25.632
15	1	3:15.040 B	24.406	31.389	2:19.245	186.2	30:24.552	23	2	1:24.132	22.914	31.042	30.176	229.8	44:49.764
16	2	1:30.652	29.705	31.536	29.411	154.1	31:55.204								
17	2	1:21.154	22.575	29.633	28.946	232.8	33:16.358	31		Lola T297 1978					P-2L
18	2	1:20.207	21.940	29.350	28.917	247.7	34:36.565			1. Dean DESANTIS					
19	2	1:20.636	21.733	30.069	28.834	247.7	35:57.201			2. Josh TUGGLE					
20	2	3:27.908 B	21.646	29.665	2:36.597	248.8	39:25.109	1	2	2:15.683	1:07.498	34.248	33.937	141.2	2:15.683
21	2	1:31.796	28.262	31.071	32.463	161.7	40:56.905	2	2	1:29.151	25.511	32.984	30.656	200.7	3:44.834
22	2	1:19.475	21.612	29.277	28.586	251.2	42:16.380	3	2	1:26.353	24.032	31.943	30.378	217.7	5:11.187
								4	2	1:24.530	23.552	31.016	29.962	203.0	6:35.717
								5	2	1:25.027	23.662	31.196	30.169	225.5	8:00.744
								6	2	1:22.892	22.582	30.401	29.909	227.4	9:23.636
								7	2	3:28.556 B	22.440	37.743	2:28.373	231.3	12:52.192
								8	2	1:30.683	30.198	30.503	29.982	152.8	14:22.875
								9	2	1:24.853	22.619	32.272	29.962	240.5	15:47.728
								10	2	7:09.481 B	22.475	34.525	6:12.481	235.8	22:57.209
								11	1	1:59.348	46.226	38.035	35.087	85.5	24:56.557
								12	1	1:32.651	25.728	34.216	32.707	198.5	26:29.208
								13	1	1:31.813	25.009	33.933	32.871	194.2	28:01.021
								14	1	1:31.802	24.950	34.058	32.794	200.0	29:32.823
								15	1	1:30.631	25.295	32.919	32.417	187.8	31:03.454
								16	1	1:31.219	25.153	34.057	32.009	199.3	32:34.673
								17	1	1:30.931	24.720	33.865	32.346	207.7	34:05.604
								18	1	1:30.726	25.237	33.074	32.415	191.5	35:36.330
								19	1	1:29.903	24.745	32.887	32.271	194.9	37:06.233
								20	1	1:29.629	25.516	32.551	31.562	192.5	38:35.862
								21	1	1:27.603	23.891	32.372	31.340	221.8	40:03.465
								22	1	1:28.953	24.618	32.366	31.969	210.9	41:32.418
								23	1	1:31.832	25.220	33.501	33.111	196.0	43:04.250
								24	1	1:29.857	24.661	32.890	32.306	208.1	44:34.107
								25	1	1:30.823	25.469	32.834	32.520	183.4	46:04.930
26		Chevron B36 1976					P-2L	32		Lola T296 1976					P-2L
		1. Claude LE JEAN								1. Bert SMEETS					
		2. Lucien ROSSIAUD						1	1	2:23.763	1:16.018	34.475	33.270	135.7	2:23.763
1	2	2:17.678	1:04.054	36.937	36.687	126.6	2:17.678	2	1	1:29.756	24.603	33.126	32.027	231.8	3:53.519
2	2	1:36.602	26.634	35.741	34.227		3:54.280	3	1	3:26.541 B	24.705	34.471	2:27.365	229.3	7:20.060
3	2	1:37.194	25.968	36.608	34.618		5:31.474								
4	2	3:23.224 B	28.368	35.696	2:19.160	158.6	8:54.698								
5	2	2:21.787	35.079	36.893	1:09.815		11:16.485								
6	2	2:12.810	48.010	49.338	35.462	80.7	13:29.295								
7	2	1:35.011	25.469	35.883	33.659	224.1	15:04.306								
8	2	5:02.825 B	26.375	35.556	4:00.894	207.3	20:07.131								
9	1	1:47.005	35.968	36.434	34.603	128.6	21:54.136								
10	1	1:33.956	25.775	34.669	33.512	220.9	23:28.092								
11	1	1:34.658	27.015	34.568	33.075		25:02.750								
12	1	1:33.147	25.648	33.254	34.245		26:35.897								
13	1	1:35.212	26.364	34.585	34.263	219.5	28:11.109								
14	1	1:36.662	27.174	35.736	33.752		29:47.771								
15	1	4:36.072 B	28.640	38.522	3:28.910	171.7	34:23.843								
16	1	1:41.393	33.350	34.749	33.294		36:05.236								
17	1	1:33.159	26.328	33.065	33.766	218.6	37:38.395								
28		Porsche 934/5 1977					GT2								
		1. Saif ASSAM													
		2. Phil KEEN													
1	1	1:58.846	44.399	37.541	36.906	127.8	1:58.846								
2	1	1:39.056	29.953	35.485	33.618	165.1	3:37.902								
3	1	1:38.902	28.022	34.751	36.129	166.9	5:16.804								
4	1	4:14.618 B	27.701	37.132	3:09.785	173.6	9:31.422								



CLASSIC ENDURANCE RACING 2 GRAND PRIX DE L'AGE D'OR PRIVATE PRACTICE

Sector Analysis

Lap under Red Flag											Invalidated Lap	Personal Best	Session Best	B Crossing the pit lane	
Lap	D	Time	Sector 1	Sector 2	Sector 3	T. Spd	Elapsed	Lap	D	Time	Sector 1	Sector 2	Sector 3	T. Spd	Elapsed
4	1	1:34.895	30.598	32.888	31.409	151.7	8:54.955	14	1	3:40.526 B	22.864	32.321	2:45.341	224.5	31:57.080
5	1	1:43.997	24.118	32.448	47.431	225.0	10:38.952	15	1	1:29.970	30.167	30.607	29.196	164.1	33:27.050
6	1	2:32.186	48.510	54.745	48.931	74.9	13:11.138	16	1	1:20.350	22.116	29.751	28.483	247.7	34:47.400
7	1	1:29.072	25.614	32.837	30.621	195.7	14:40.210	17	1	1:19.761	21.853	29.586	28.322	257.1	36:07.161
8	1	1:26.653	23.674	32.527	30.452	230.3	16:06.863	18	1	1:20.163	22.332	29.370	28.461	257.1	37:27.324
9	1	2:18.697	24.461	42.073	1:12.163	235.8	18:25.560	19	1	1:19.559	21.988	29.390	28.181	253.5	38:46.883
10	1	2:09.752	52.091	46.222	31.439	76.8	20:35.312	51 Chevron B26 1974 1. Christian PITTARD 2. Darren BURKE P-2L							
11	1	1:31.623	24.354	36.458	30.811	244.3	22:06.935	1	2	1:54.541	52.374	31.036	31.131	132.7	1:54.541
12	1	1:28.978	23.813	33.450	31.715	244.3	23:35.913	2	2	1:22.202	22.855	30.111	29.236	206.9	3:16.743
13	1	1:36.318	27.630	37.778	30.910	232.3	25:12.231	3	2	1:20.967	22.261	29.786	28.920	227.8	4:37.710
14	1	1:27.920	24.864	32.385	30.671	229.8	26:40.151	4	2	1:20.364	21.851	29.720	28.793	236.3	5:58.074
15	1	1:30.335	24.061	33.031	33.243	235.3	28:10.486	5	2	7:35.876 B	21.814	29.715	6:44.347	243.2	13:33.950
16	1	1:27.395	24.600	32.427	30.368	217.3	29:37.881	6	1	1:41.590	34.025	35.839	31.726	122.9	15:15.540
45 Chevron B36 1976 1. Gianluigi CANDIANI 2. Frédéric ROUVIER P-2L							7	1	1:28.172	23.535	32.011	32.626	219.5	16:43.712	
1	1	2:01.108	56.642	33.375	31.091	130.4	2:01.108	8	1	2:49.475	39.946	54.771	1:14.758	125.3	19:33.187
2	1	1:23.772	23.653	30.336	29.783	201.9	3:24.880	9	1	1:36.395	34.357	31.743	30.295	83.3	21:09.582
3	1	1:21.889	22.407	29.961	29.521	237.9	4:46.769	10	1	1:28.012	24.641	32.817	30.554	232.8	22:37.594
4	1	10:45.527 B	22.551	30.897	9:52.079	244.3	15:32.296	11	1	1:25.199	23.485	31.584	30.130	226.9	24:02.793
5	1	5:19.806 B	27.401	31.226	4:21.179	161.7	20:52.102	12	1	1:23.924	22.875	31.104	29.945	233.3	25:26.717
6	1	1:36.956	34.140	32.280	30.536	144.8	22:29.058	13	1	1:24.456	23.263	31.105	30.088	209.3	26:51.173
7	1	1:25.152	23.412	31.399	30.341	218.2	23:54.210	14	1	1:23.979	22.588	31.375	30.016	240.5	28:15.152
8	1	1:25.920	23.463	31.915	30.542		25:20.130	15	1	1:26.905	23.829	32.092	30.984	227.8	29:42.057
9	1	1:25.578	23.268	31.361	30.949	226.9	26:45.708	16	1	1:24.232	22.825	31.259	30.148	237.9	31:06.289
10	1	1:26.541	23.292	32.738	30.511	243.2	28:12.249	17	1	1:24.751	22.952	31.625	30.174	234.3	32:31.040
11	1	1:26.156	24.300	31.691	30.165	219.1	29:38.405	18	1	1:25.326	23.657	31.479	30.190	214.3	33:56.366
12	1	1:26.363	24.000	32.150	30.213		31:04.768	19	1	1:23.061	22.447	30.927	29.687	241.6	35:19.427
13	1	1:25.917	23.919	31.869	30.129	216.9	32:30.685	20	1	1:23.145	22.295	30.996	29.854	240.5	36:42.572
14	1	1:26.001	23.823	31.431	30.747	210.5	33:56.686	21	1	1:22.950	22.360	30.966	29.624	236.3	38:05.522
15	1	1:25.453	23.579	31.232	30.642	235.3	35:22.139	22	1	4:44.505 B	25.586	36.316	3:42.603	211.8	42:50.027
16	1	1:24.882	23.306	31.477	30.099	243.2	36:47.021	23	2	1:25.911	27.070	29.969	28.872	167.7	44:15.938
17	1	1:27.519	23.601	31.811	32.107	221.8	38:14.540	24	2	1:20.586	22.195	29.665	28.726	242.7	45:36.524
18	1	2:11.780 B	23.865	31.593	1:16.322	228.8	40:26.320	52 TOJ SC304 1976 1. Yves SCEMAMA P+2L							
19	1	1:33.262	31.324	31.584	30.354	133.5	41:59.582	1	1	3:49.501	2:36.475	37.919	35.107	123.7	3:49.501
20	1	1:26.856	24.239	31.519	31.098	230.3	43:26.438	2	1	1:28.808	25.274	33.120	30.414	214.7	5:18.309
21	1	1:25.989	24.024	31.723	30.242		44:52.427	3	1	1:26.173	24.465	32.315	29.393	196.4	6:44.482
49 TOJ SC303 1978 1. Dominique GUENAT P+2L							4	1	1:22.193	22.726	30.321	29.146	232.3	8:06.675	
1	1	4:35.374	3:30.026	34.682	30.666	114.3	4:35.374	5	1	1:22.306	22.378	30.136	29.792	243.8	9:28.981
2	1	1:23.368	23.830	30.743	28.795	212.6	5:58.742	6	1	4:11.034 B	22.089	40.680	3:08.265	240.5	13:40.015
3	1	1:23.025	23.529	30.953	28.543	206.5	7:21.767	7	1	1:36.910	32.655	33.853	30.402	153.6	15:16.925
4	1	1:23.621	23.924	30.829	28.868	205.3	8:45.388	8	1	1:23.969	22.901	31.574	29.494	225.9	16:40.894
5	1	1:21.906	22.416	30.709	28.781	229.3	10:07.294	9	1	2:42.388	39.589	54.457	1:08.342	164.9	19:23.282
6	1	4:40.716 B	40.856	55.420	3:04.440	218.2	14:48.010	10	1	1:38.552	39.494	30.394	28.664	79.2	21:01.834
7	1	1:34.029	32.988	31.801	29.240	130.3	16:22.039	11	1	1:22.458	22.854	30.077	29.527	228.3	22:24.292
8	1	4:54.555 B	28.711	51.889	3:33.955	234.8	21:16.594	12	1	1:22.224	22.804	30.751	28.669	236.3	23:46.516
9	1	1:34.447	33.325	32.054	29.068	158.6	22:51.041	54 Porsche 935 1979 1. Dennis BUSCH 2. Marc BUSCH GT2							
10	1	1:22.118	22.787	30.415	28.916	234.8	24:13.159	1	1	2:49.835	1:44.031	34.496	31.308	146.1	2:49.835
11	1	1:21.597	22.216	30.273	29.108	249.4	25:34.756	2	1	1:25.715	24.610	31.137	29.968	198.5	4:15.550
12	1	1:20.568	22.121	30.026	28.421	262.1	26:55.324								
13	1	1:21.230	22.198	29.990	29.042	246.0	28:16.554								



CLASSIC ENDURANCE RACING 2 GRAND PRIX DE L'AGE D'OR PRIVATE PRACTICE

Sector Analysis

Lap under Red Flag Invalidated Lap Personal Best Session Best B Crossing the pit lane

Lap	D	Time	Sector 1	Sector 2	Sector 3	T. Spd	Elapsed	Lap	D	Time	Sector 1	Sector 2	Sector 3	T. Spd	Elapsed
5	1	1:31.254	25.623	33.667	31.964	218.6	8:19.138	14	1	1:20.832	22.101	30.352	28.379	243.8	34:54.437
6	1	1:31.539	25.596	33.587	32.356	213.9	9:50.677	15	1	1:20.559	21.878	30.155	28.526	244.9	36:14.996
7	1	6:01.219 B	29.379	50.476	4:41.364	222.2	15:51.896	16	1	1:20.584	22.090	29.824	28.670	241.1	37:35.580
8	1	2:30.937	34.905	43.141	1:12.891	141.5	18:22.833	17	1	1:19.663	21.549	29.881	28.233	254.1	38:55.243
9	1	2:11.169	49.957	47.588	33.624	75.6	20:34.002	18	1	4:15.876 B	22.292	33.033	3:20.551	240.5	43:11.119
10	1	1:30.614	25.232	33.566	31.816	225.5	22:04.616	19	1	1:39.807	35.584	34.296	29.927	139.7	44:50.926
11	1	1:30.890	25.485	33.455	31.950	219.5	23:35.506	20	1	1:23.775	22.619	31.031	30.125	244.9	46:14.701
12	1	1:30.131	25.261	33.033	31.837	214.7	25:05.637								
13	1	1:30.671	25.250	33.524	31.897	219.5	26:36.308								
14	1	1:35.355	27.498	34.925	32.932	199.6	28:11.663								

131 **Chevron B31 1975**
1. Bruno PEREIRA
2. Charlie HYETT
P-2L

1	2	2:17.165	1:13.669	31.929	31.567	150.0	2:17.165
2	2	1:25.038	23.769	30.687	30.582	229.3	3:42.203
3	2	1:23.940	23.323	30.241	30.376	242.7	5:06.143
4	2	1:23.187	23.305	29.802	30.080	238.4	6:29.330
5	2	1:22.217	22.492	29.579	30.146	241.1	7:51.547
6	2	5:12.986 B	22.746	29.741	4:20.499	238.9	13:04.533
7	2	1:34.412	30.157	33.079	31.176	164.6	14:38.945
8	2	1:22.983	22.954	29.799	30.230	233.8	16:01.928
9	2	4:57.676 B	23.221	41.040	3:53.415	238.4	20:59.604
10	1	1:39.560	34.606	33.315	31.639	122.4	22:39.164
11	1	2:03.766 B	24.719	31.491	1:07.556	211.8	24:42.930
12	1	1:32.505	30.242	31.191	31.072	156.5	26:15.435
13	1	1:25.726	23.953	30.938	30.835	227.8	27:41.161
14	1	1:25.597	23.867	30.951	30.779	230.8	29:06.758
15	1	1:25.205	23.581	31.140	30.484	236.3	30:31.963
16	1	1:26.647	23.556	32.346	30.745	238.4	31:58.610
17	1	1:25.545	23.965	30.970	30.610	225.9	33:24.155
18	1	1:25.111	23.448	30.876	30.787	240.0	34:49.266
19	1	4:07.745 B	23.498	31.023	3:13.224	240.5	38:57.011
20	1	1:33.266	30.622	31.589	31.055	136.9	40:30.277
21	1	1:24.970	23.788	30.726	30.456	236.3	41:55.247
22	1	1:24.814	23.378	30.911	30.525	240.0	43:20.061
23	1	1:24.532	23.573	30.557	30.402	238.4	44:44.593
24	1	1:24.096	23.569	30.352	30.175	239.5	46:08.689

231 **TOJ SC206 1977**
1. Franck MOREL
P-2L

1	1	4:35.151	3:04.998	46.176	43.977	95.1	4:35.151
2	1	1:52.641	34.166	40.107	38.368	128.1	6:27.792
3	1	1:51.167	30.493	39.590	41.084	136.9	8:18.959
4	1	1:41.673	28.575	35.289	37.809	151.7	10:00.632
5	1	7:54.680 B	46.873	55.505	6:12.302	153.2	17:55.312
6	1	2:44.118	53.300	54.286	56.532	78.2	20:39.430
7	1	1:41.107	29.165	37.747	34.195	150.6	22:20.537
8	1	1:30.234	26.187	34.073	29.974	159.1	23:50.771
9	1	1:23.578	23.215	31.775	28.588	216.0	25:14.349
10	1	1:21.889	22.551	30.711	28.627	221.3	26:36.238
11	1	1:22.118	22.256	30.273	29.589	234.8	27:58.356
12	1	3:47.705 B	22.151	30.470	2:55.084	240.0	31:46.061
13	1	1:47.544	39.259	35.034	33.251	76.2	33:33.605