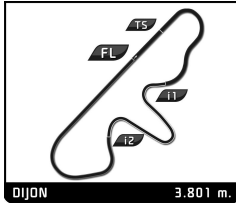


## CLASSIC ENDURANCE RACING 1 GRAND PRIX DE L'AGE D'OR RACE

### Sector Analysis

											Lap under Red Flag	Invalidated Lap	Personal Best	Session Best	B Crossing the pit lane		
Lap	D	Time	Sector 1	Sector 2	Sector 3	T. Spd	Elapsed	Lap	D	Time	Sector 1	Sector 2	Sector 3	T. Spd	Elapsed		
<b>1</b>		<b>Porsche 917 K 1970</b>										P+2L					
1. Claudio RODDARO																	
1	1	1:28.973	28.769	31.328	28.876		1:28.973	9	2	1:24.782	24.236	31.375	<b>29.171</b>	234.3	12:37.186		
2	1	<b>1:21.399</b>	22.437	<b>30.450</b>	<b>28.512</b>	250.0	2:50.372	10	2	1:24.138	23.737	30.921	29.480	226.4	14:01.324		
3	1	1:22.016	<b>22.115</b>	30.999	28.902	261.5	4:12.388	11	2	1:22.863	22.419	30.970	29.474	244.9	15:24.187		
4	1	1:21.841	22.305	30.878	28.658	260.9	5:34.229	12	2	1:24.919	23.489	31.193	30.237	237.4	16:49.106		
5	1	1:23.199	22.402	30.905	29.892	246.0	6:57.428	13	2	1:24.410	22.869	31.698	29.843	230.3	18:13.516		
6	1	1:23.713	23.197	31.470	29.046	241.1	8:21.141	14	2	1:23.721	23.047	31.061	29.613	244.3	19:37.237		
7	1	1:24.096	22.699	31.392	30.005	259.6	9:45.237	15	2	1:23.997	22.901	31.184	29.912	244.3	21:01.234		
8	1	1:23.800	22.956	31.590	29.254	229.3	11:09.037	16	2	1:23.965	22.543	31.381	30.041	239.5	22:25.199		
9	1	1:24.777	22.789	32.724	29.264	248.3	12:33.814	17	2	1:25.506	23.260	32.121	30.125	232.8	23:50.705		
10	1	1:23.439	22.952	31.402	29.085	238.9	13:57.253	18	2	1:25.925	24.146	31.081	30.698	210.9	25:16.630		
11	1	1:24.497	23.395	31.989	29.113	247.7	15:21.750	19	2	1:23.568	22.818	31.176	29.574	241.1	26:40.198		
12	1	1:24.985	23.557	31.713	29.715	229.3	16:46.735	20	2	1:24.412	23.030	31.220	30.162	247.1	28:04.610		
13	1	1:23.679	22.890	31.686	29.103	239.5	18:10.414	21	2	3:25.246 <b>B</b>	22.735	31.084	2:31.427	239.5	31:29.856		
14	1	1:24.063	23.455	31.558	29.050	261.5	19:34.477	22	1	1:35.759	30.797	32.608	32.354	141.9	33:05.615		
15	1	1:25.085	23.021	32.130	29.934	237.9	20:59.562	23	1	1:30.453	25.380	33.652	31.421	244.9	34:36.068		
16	1	1:23.438	22.912	31.630	28.896	234.8	22:23.000	24	1	1:25.937	23.757	32.291	29.889	245.5	36:02.005		
17	1	1:26.432	23.313	32.479	30.640	244.3	23:49.432	25	1	1:24.896	23.382	31.747	29.767	242.7	37:26.901		
18	1	1:24.392	23.484	31.597	29.311	223.6	25:13.824	26	1	1:26.566	24.345	32.049	30.172	217.7	38:53.467		
19	1	1:24.076	23.014	31.803	29.259	242.2	26:37.900	27	1	1:25.808	23.247	32.362	30.199	241.6	40:19.275		
20	1	3:48.396 <b>B</b>	23.022	31.617	2:53.757	238.9	30:26.296	28	1	1:26.878	23.973	32.368	30.537	222.2	41:46.153		
21	1	1:29.179	28.291	31.964	28.924	174.8	31:55.475	29	1	1:25.944	23.328	32.333	30.283	248.3	43:12.097		
22	1	1:23.914	23.345	31.750	28.819	234.8	33:19.389	30	1	1:25.944	23.231	32.397	30.316	237.9	44:38.041		
23	1	1:24.162	23.432	31.979	28.751	256.5	34:43.551	31	1	1:25.670	24.259	31.880	29.531	220.4	46:03.711		
24	1	1:24.838	23.306	32.540	28.992	222.7	36:08.389	32	1	1:25.542	23.007	32.798	29.737	254.1	47:29.253		
25	1	1:24.249	24.005	31.367	28.877	244.3	37:32.638	33	1	1:25.647	22.877	32.417	30.353	254.7	48:54.900		
26	1	1:23.542	23.296	31.424	28.822	243.2	38:56.180	34	1	1:27.224	23.175	34.241	29.808	243.8	50:22.124		
27	1	1:23.587	22.862	31.846	28.879	250.6	40:19.767	35	1	2:14.868	23.716	36.159	1:14.993	248.8	52:36.992		
28	1	1:25.875	23.808	32.507	29.560	216.0	41:45.642	36	1	3:04.231	53.849	56.756	1:13.626	75.2	55:41.223		
29	1	1:24.895	22.992	32.400	29.503	248.8	43:10.537	37	1	2:20.847	54.323	53.505	33.019	74.2	58:02.070		
30	1	1:24.952	23.055	32.509	29.388	236.8	44:35.489	38	1	1:30.184	25.370	33.728	31.086	227.8	59:32.254		
31	1	1:24.520	23.453	32.075	28.992	230.8	46:00.009	39	1	1:28.441	24.792	32.843	30.806	210.9	1:01:00.695		
32	1	1:23.640	22.907	31.970	28.763	251.2	47:23.649								<b>6</b>		
33	1	1:24.083	22.996	31.707	29.380	257.1	48:47.732								Porsche 911 Carrera RSR 2.8 1973		
34	1	1:23.327	22.720	31.679	28.928	246.6	50:11.059								1. Kurt THIEL		
35	1	2:20.208	26.500	34.306	1:19.402	240.0	52:31.267								GT1		
36	1	3:06.130	55.310	57.076	1:13.744	64.2	55:37.397	1	1	1:45.932	37.238	35.158	33.536		1:45.932		
37	1	2:32.420	54.319	53.399	44.702	74.9	58:09.817	2	1	1:34.937	26.154	34.649	34.134	210.9	3:20.869		
38	1	1:25.997	24.322	32.091	29.584	237.9	59:35.814	3	1	1:34.190	25.968	34.449	33.773	203.8	4:55.059		
39	1	1:27.724	25.403	31.791	30.530	246.0	1:01:03.538	4	1	1:34.037	26.002	<b>34.383</b>	33.652	206.1	6:29.096		
								5	1	<b>1:33.870</b>	<b>25.687</b>	34.466	33.717	219.5	8:02.966		
								6	1	1:34.802	26.057	34.850	33.895	213.4	9:37.768		
								7	1	1:35.605	26.391	34.798	34.416	204.2	11:13.373		
								8	1	1:34.669	25.888	34.870	33.911	212.6	12:48.042		
								9	1	1:35.068	26.043	34.909	34.116	214.7	14:23.110		
								10	1	1:35.846	26.242	35.422	34.182	217.7	15:58.956		
								11	1	1:35.671	26.705	35.077	33.889	202.6	17:34.627		
								12	1	1:35.829	26.250	35.549	34.030	216.4	19:10.456		
								13	1	1:34.349	25.858	34.961	33.530	224.5	20:44.805		
								14	1	1:36.471	26.677	35.739	34.055	211.8	22:21.276		
								15	1	1:34.572	26.106	34.873	33.593	212.6	23:55.848		
								16	1	1:36.154	25.975	35.329	34.850	219.5	25:32.002		
								17	1	4:03.793 <b>B</b>	26.865	35.390	3:01.538	208.9	29:35.795		
								18	1	1:43.191	32.991	35.400	34.800	132.0	31:18.986		
								19	1	1:34.970	26.123	34.989	33.858	211.8	32:53.956		
<b>4</b>		<b>Porsche 908/03 1971</b>										P+2L					
1. Henrique GEMPERLE																	
2. Marc de SIEBENTHAL																	
1	2	1:30.172	28.612	31.132	30.428		1:30.172										
2	2	1:23.676	23.398	30.834	29.444	224.5	2:53.848										
3	2	1:22.858	<b>22.184</b>	31.420	29.254	248.8	4:16.706										
4	2	<b>1:22.204</b>	22.273	<b>30.558</b>	29.373	237.4	5:38.910										
5	2	1:22.513	22.215	30.833	29.465	245.5	7:01.423										
6	2	1:23.333	22.541	31.378	29.414	237.9	8:24.756										
7	2	1:24.011	22.678	30.820	30.513	244.3	9:48.767										
8	2	1:23.637	22.438	30.836	30.363	250.6	11:12.404										

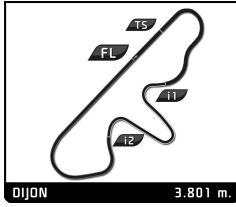


## CLASSIC ENDURANCE RACING 1 GRAND PRIX DE L'AGE D'OR RACE

### Sector Analysis

Lap under Red Flag    Invalidated Lap    Personal Best    Session Best    Crossing the pit lane

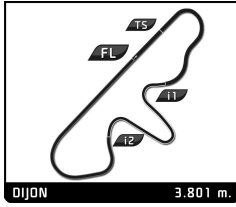
Lap	D	Time	Sector 1	Sector 2	Sector 3	T. Spd	Elapsed	Lap	D	Time	Sector 1	Sector 2	Sector 3	T. Spd	Elapsed								
20	1	1:37.019	26.999	35.491	34.529	210.9	34:30.975	16	1	1:36.574	27.211	35.781	33.582	229.3	25:33.360								
21	1	1:34.929	26.261	34.781	33.887	204.5	36:05.904	17	1	1:38.692	26.024	38.275	34.393	219.1	27:12.052								
22	1	1:35.798	26.504	35.340	33.954	206.5	37:41.702	18	1	4:47.753 B	26.018	34.966	3:46.769	216.4	31:59.805								
23	1	1:35.904	26.359	35.301	34.244	209.3	39:17.606	19	2	1:41.264	34.123	34.157	32.984	133.0	33:41.069								
24	1	1:36.133	26.805	35.482	33.846	202.2	40:53.739	20	2	1:33.577	24.793	35.358	33.426	225.0	35:14.646								
25	1	1:34.786	26.200	35.093	33.493	206.1	42:28.525	21	2	1:30.869	24.601	33.590	32.678	223.1	36:45.515								
26	1	1:35.789	26.342	35.197	34.250	204.5	44:04.314	22	2	1:32.246	25.380	34.140	32.726	214.3	38:17.761								
27	1	1:35.402	26.434	35.076	33.892	210.5	45:39.716	<div style="border: 1px solid black; padding: 5px;"> <b>14</b> Lola T70 Mk.3 1969 1.Olivier BREITMAYER <span style="float: right;">P+2L</span> </div>															
28	1	1:35.768	26.271	35.431	34.066	213.9	47:15.484																
29	1	1:36.283	26.638	35.728	33.917	210.1	48:51.767																
30	1	1:37.099	26.041	36.444	34.614	214.7	50:28.866																
31	1	2:19.990	27.300	44.229	1:08.461	213.4	52:48.856																
32	1	2:54.941	51.407	52.028	1:11.506	78.9	55:43.797																
33	1	2:21.441	55.249	50.666	35.526	73.1	58:05.238																
34	1	1:35.059	26.980	34.802	33.277	198.2	59:40.297																
35	1	1:35.304	26.154	35.502	33.648	225.9	1:01:15.601																
<div style="border: 1px solid black; padding: 5px;"> <b>7</b> Lola T70 Mk.3B 1969 1.Toni SEILER <span style="float: right;">P+2L</span> </div>															1	1	1:36.890	33.233	32.979	30.678	1:36.890		
															2	1	1:27.119	24.390	31.904	30.825	218.6	3:04.009	
															3	1	1:26.631	23.848	32.095	30.688	235.8	4:30.640	
															4	1	1:27.393	24.673	32.004	30.716	215.1	5:58.033	
								5	1	1:26.920	24.619	31.677	30.624	214.3	7:24.953								
								6	1	1:27.296	24.549	31.621	31.126	217.7	8:52.249								
								7	1	1:29.004	24.769	32.879	31.356	224.5	10:21.253								
								8	1	1:28.717	25.079	32.944	30.694	203.4	11:49.970								
								9	1	1:26.734	24.286	32.134	30.314	216.0	13:16.704								
								10	1	1:26.228	23.798	31.787	30.643	236.8	14:42.932								
								11	1	1:26.448	24.042	31.849	30.557	223.1	16:09.380								
								12	1	1:26.964	24.325	32.203	30.436	223.6	17:36.344								
								13	1	1:27.720	24.769	32.358	30.593	221.8	19:04.064								
								14	1	1:28.773	24.747	32.999	31.027	218.6	20:32.837								
								15	1	1:27.798	24.024	32.525	31.249	229.3	22:00.635								
								16	1	1:29.708	24.360	31.945	33.403	218.2	23:30.343								
<div style="border: 1px solid black; padding: 5px;"> <b>10</b> Porsche 911 Carrera RSR 3.0 1974 1.Juergen WESTPHAL 2.Mattis PLUSCHKELL <span style="float: right;">GT1</span> </div>								1	1	1:46.875	37.046	36.172	33.657	1:46.875									
								2	1	1:35.824	26.842	35.394	33.588	188.8	3:22.699								
								3	1	1:34.259	25.571	34.472	34.216	220.9	4:56.958								
								4	1	1:34.601	25.822	34.870	33.909	216.0	6:31.559								
								5	1	1:33.720	25.766	34.522	33.432	222.7	8:05.279								
								6	1	1:34.370	25.565	34.754	34.051	219.5	9:39.649								
								7	1	1:36.297	26.342	35.544	34.411	204.5	11:15.946								
								8	1	1:35.393	26.493	34.859	34.041	220.9	12:51.339								
								9	1	1:34.111	25.821	34.496	33.794	215.1	14:25.450								
								10	1	1:35.995	25.903	35.431	34.661	213.4	16:01.445								
								11	1	1:35.286	26.684	34.734	33.868	213.4	17:36.731								
								12	1	1:35.351	26.129	35.459	33.763	217.7	19:12.082								
								13	1	1:33.889	25.956	34.479	33.454	217.7	20:45.971								
								14	1	1:36.430	26.190	36.497	33.743	215.6	22:22.401								
								15	1	1:34.385	26.133	34.742	33.510	216.9	23:56.786								
								<div style="border: 1px solid black; padding: 5px;"> <b>15</b> Chevron B19 1971 1.John EMBERSON <span style="float: right;">P-2L</span> </div>								1	1	1:34.180	31.099	32.672	30.409	1:34.180	
																2	1	1:26.319	23.605	32.251	30.463	204.9	3:00.499
																3	1	1:34.249 B	24.715	32.749	2:50.785	222.7	31:45.392
																4	1	1:37.270	33.323	33.220	30.727	158.1	33:22.662
																5	1	1:27.529	24.086	32.296	31.147	230.3	34:50.191
																6	1	1:29.815	25.132	32.595	32.088	204.2	36:20.006
																7	1	1:28.294	24.208	32.928	31.158	220.0	37:48.300
8	1	1:29.647	24.238	32.627	32.782	226.4	39:17.947																
9	1	1:29.471	25.728	32.270	31.473	198.9	40:47.418																
10	1	1:28.595	24.513	32.436	31.646	220.4	42:16.013																
11	1	1:28.529	24.002	33.034	31.493	232.3	43:44.542																
12	1	1:28.322	24.794	32.641	30.887	222.2	45:12.864																
13	1	1:28.759	24.588	32.889	31.282	212.2	46:41.623																
14	1	1:28.840	23.944	33.461	31.435	229.8	48:10.463																
15	1	1:29.004	24.526	33.070	31.408	219.5	49:39.467																
16	1	1:32.452	25.226	33.108	34.118	223.1	51:11.919																
17	1	2:52.856	52.525	51.289	1:09.042	71.2	54:04.775																
18	1	2:49.430	48.860	51.168	1:09.402	79.9	56:54.205																
19	1	1:43.139	39.222	32.517	31.400	75.7	58:37.344																
20	1	1:30.622	25.250	33.147	32.225	222.2	1:00:07.966																
21	1	1:32.996	25.297	34.994	32.705	209.7	1:01:40.962																



## CLASSIC ENDURANCE RACING 1 GRAND PRIX DE L'AGE D'OR RACE

### Sector Analysis

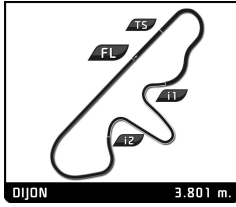
Lap under Red Flag														Invalidated Lap	Personal Best	Session Best	B Crossing the pit lane
Lap	D	Time	Sector 1	Sector 2	Sector 3	T. Spd	Elapsed	Lap	D	Time	Sector 1	Sector 2	Sector 3	T. Spd	Elapsed		
3	1	1:25.828	23.463	31.851	30.514	213.9	4:26.327	15	1	1:28.018	24.456	32.150	31.412	211.8	21:57.170		
4	1	1:25.768	23.350	31.820	30.598	224.1	5:52.095	16	1	1:28.058	24.314	32.464	31.280	210.5	23:25.228		
5	1	1:25.541	23.381	31.682	30.478	218.6	7:17.636	17	1	1:26.855	23.802	31.907	31.146	229.3	24:52.083		
6	1	1:25.913	23.400	31.813	30.700	214.7	8:43.549	18	1	1:26.899	23.968	31.721	31.210	232.3	26:18.982		
7	1	1:28.948	24.513	33.342	31.093	210.5	10:12.497	19	1	1:27.403	23.687	32.091	31.625	228.3	27:46.385		
8	1	1:25.561	23.387	31.864	30.310	212.2	11:38.058	20	1	1:26.856	23.989	31.730	31.137	224.1	29:13.241		
9	1	1:26.108	23.472	31.823	30.813	214.3	13:04.166	21	1	1:26.569	23.772	31.696	31.101	226.9	30:39.810		
10	1	1:26.010	23.385	32.180	30.445	218.2	14:30.176	22	1	3:45.977 B	23.541	32.759	2:49.677	233.3	34:25.787		
11	1	1:28.397	23.146	33.492	31.759	225.9	15:58.573	23	1	1:39.256	34.959	32.737	31.560	139.7	36:05.043		
12	1	1:28.398	23.556	32.861	31.981	220.9	17:26.971	24	1	1:27.071	23.717	32.148	31.206	232.3	37:32.114		
13	1	1:26.476	23.739	32.199	30.538	218.6	18:53.447	25	1	1:28.423	24.857	32.507	31.059	222.7	39:00.537		
14	1	1:27.628	23.522	32.411	31.695	208.9	20:21.075	26	1	1:27.429	24.366	31.941	31.122	223.6	40:27.966		
15	1	1:26.691	23.655	32.317	30.719	212.6	21:47.766	27	1	1:27.322	23.737	32.307	31.278	237.9	41:55.288		
16	1	1:25.760	23.136	31.893	30.731	224.5	23:13.526	28	1	1:27.122	24.221	32.101	30.800	217.7	43:22.410		
17	1	1:26.857	23.377	32.716	30.764	224.5	24:40.383	29	1	1:27.380	23.484	32.995	30.901	239.5	44:49.790		
18	1	1:25.370	23.266	31.699	30.405	220.4	26:05.753	30	1	1:28.508	23.651	33.560	31.297	234.3	46:18.298		
19	1	1:24.980	23.079	31.610	30.291	228.8	27:30.733	31	1	1:26.922	23.815	32.138	30.969	227.8	47:45.220		
20	1	1:25.960	23.110	31.581	31.269	224.5	28:56.693	32	1	1:26.461	23.660	31.966	30.835	228.8	49:11.681		
21	1	3:47.724 B	23.236	31.829	2:52.659	224.5	32:44.417	33	1	1:28.297	23.593	33.108	31.596	225.5	50:39.978		
22	1	1:32.499	30.077	31.999	30.423	152.3	34:16.916	34	1	2:22.986	26.031	47.789	1:09.166	212.2	53:02.964		
23	1	1:26.107	23.902	31.892	30.313	223.1	35:43.023	35	1	2:48.006	49.136	50.943	1:07.927	78.8	55:50.970		
24	1	1:25.414	23.232	31.898	30.284	224.1	37:08.437	36	1	2:16.839	54.589	47.990	34.260	79.6	58:07.809		
25	1	1:28.012	23.649	32.379	31.984	209.7	38:36.449	37	1	1:29.678	25.546	32.306	31.826	215.6	59:37.487		
26	1	1:27.391	23.801	32.222	31.368	215.1	40:03.840	38	1	1:32.300	25.240	34.758	32.302	218.6	1:01:09.787		
27	1	1:26.232	23.685	32.153	30.394	220.9	41:30.072	<b>19</b> <b>Chevron B19 1971</b>									
28	1	1:27.275	23.899	32.620	30.756	224.5	42:57.347	1. Rolf SIGRIST									
29	1	1:25.863	23.486	31.865	30.512	214.3	44:23.210	2. Nigel GREENSALL									
30	1	1:26.603	23.106	32.778	30.719	229.3	45:49.813	1	1	1:32.005	29.477	32.113	30.415		1:32.005		
31	1	1:27.158	24.554	31.934	30.670	218.2	47:16.971	2	1	1:24.872	22.882	31.634	30.356	246.6	2:56.877		
32	1	1:28.110	25.139	32.089	30.882	208.5	48:45.081	3	1	1:25.595	23.209	31.850	30.536	240.5	4:22.472		
33	1	1:25.806	23.313	31.926	30.567	218.2	50:10.887	4	1	1:25.340	23.222	31.803	30.315	244.3	5:47.812		
34	1	2:18.764	27.364	33.329	1:18.071	216.4	52:29.651	5	1	1:25.589	23.488	31.606	30.495	234.3	7:13.401		
35	1	3:06.578	55.349	57.010	1:14.219	67.4	55:36.229	6	1	1:26.670	23.393	32.030	31.247	241.1	8:40.071		
36	1	2:18.789	53.503	54.191	31.095	72.7	57:55.018	7	1	1:27.981	23.610	33.241	31.130	241.6	10:08.052		
37	1	1:27.955	24.629	32.819	30.507	206.9	59:22.973	8	1	1:28.469	24.236	32.906	31.327	220.9	11:36.521		
38	1	1:26.079	23.626	31.901	30.552	227.4	1:00:49.052	9	1	1:26.927	23.465	32.212	31.250	230.8	13:03.448		
<b>16</b> <b>Lola T212 1971</b>																	
1. Serge KRIKNOFF																	
P-2L																	
1	1	1:34.948	31.506	32.794	30.648		1:34.948	10	1	1:26.200	23.532	32.350	30.318	228.3	14:29.648		
2	1	1:26.393	23.737	31.929	30.727	213.9	3:01.341	11	1	1:26.601	23.157	32.631	30.813	246.0	15:56.249		
3	1	1:26.638	23.681	32.110	30.847	224.5	4:27.979	12	1	1:27.570	24.055	32.947	30.568	238.9	17:23.819		
4	1	1:27.084	23.853	32.196	31.035	212.2	5:55.063	13	1	1:26.387	23.207	32.135	31.045	240.5	18:50.206		
5	1	1:26.314	23.562	31.828	30.924	227.4	7:21.377	14	1	1:27.373	24.471	32.648	30.254	244.3	20:17.579		
6	1	1:25.980	23.581	31.623	30.776	227.8	8:47.357	15	1	1:25.820	23.475	31.904	30.441	220.9	21:43.399		
7	1	1:28.108	24.067	32.729	31.312	230.8	10:15.465	16	1	1:25.671	23.032	32.087	30.552	238.4	23:09.070		
8	1	1:26.466	23.669	31.756	31.041	236.3	11:41.931	17	1	1:26.389	23.594	32.154	30.641	242.7	24:35.459		
9	1	1:26.596	23.574	31.802	31.220	237.4	13:08.527	18	1	1:27.974	25.179	32.114	30.681	232.3	26:03.433		
10	1	1:27.152	24.607	31.565	30.980	225.5	14:35.679	19	1	1:26.261	23.117	31.916	31.228	234.8	27:29.694		
11	1	1:26.445	23.830	31.643	30.972	230.3	16:02.124	20	1	4:16.488 B	23.403	31.897	3:21.188	235.3	31:46.182		
12	1	1:28.918	25.052	32.568	31.298	216.0	17:31.042	21	2	1:33.590	32.267	31.377	29.946	153.4	33:19.772		
13	1	1:29.959	25.196	33.199	31.564	210.5	19:01.001	22	2	1:23.944	23.295	31.303	29.346	243.8	34:43.716		
14	1	1:28.151	24.294	32.380	31.477	221.8	20:29.152	23	2	1:24.659	23.517	31.297	29.845	223.6	36:08.375		
								24	2	1:25.772	24.295	31.537	29.940	230.3	37:34.147		
								25	2	1:25.490	23.115	32.463	29.912	247.7	38:59.637		
								26	2	1:23.689	22.859	30.779	30.051	235.8	40:23.326		



## CLASSIC ENDURANCE RACING 1 GRAND PRIX DE L'AGE D'OR RACE

### Sector Analysis

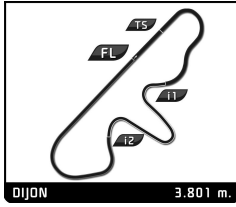
Lap under Red Flag							Invalidated Lap		Personal Best		Session Best		B Crossing the pit lane		
Lap	D	Time	Sector 1	Sector 2	Sector 3	T. Spd	Elapsed	Lap	D	Time	Sector 1	Sector 2	Sector 3	T. Spd	Elapsed
<b>21</b> De Tomaso Pantera Gr. IV 1975 1. Detlef VON DER LIECK 2. Ralf KELLENERS GT1															
1	1	1:46.711	37.650	36.189	32.872		1:46.711								
2	1	1:33.902	25.966	34.896	33.040	208.1	3:20.613								
3	1	1:32.520	25.593	34.119	32.808	206.5	4:53.133								
4	1	1:33.063	25.937	34.462	32.664	206.5	6:26.196								
5	1	1:33.274	25.883	34.448	32.943	190.1	7:59.470								
6	1	1:34.731	25.900	35.417	33.414	194.6	9:34.201								
7	1	1:34.626	25.950	35.400	33.276	206.9	11:08.827								
8	1	1:34.735	26.461	35.046	33.228	191.8	12:43.562								
9	1	1:34.424	26.086	35.241	33.097	194.6	14:17.986								
10	1	1:34.034	25.842	34.837	33.355	203.0	15:52.020								
11	1	1:36.054	27.258	35.565	33.231	184.6	17:28.074								
12	1	1:34.240	26.092	35.039	33.109	193.9	19:02.314								
13	1	1:35.437	26.264	35.484	33.689	185.6	20:37.751								
14	1	1:37.556	26.593	37.058	33.905	200.4	22:15.307								
15	1	1:34.545	25.937	35.103	33.505	213.4	23:49.852								
16	1	4:34.711 B	26.779	37.122	3:30.810	189.5	28:24.563								
17	2	1:38.928	32.252	34.340	32.336	146.5	30:03.491								
18	2	1:30.607	24.885	33.879	31.843	205.3	31:34.098								
19	2	1:31.167	24.872	33.919	32.376	215.6	33:05.265								
20	2	1:31.820	25.167	34.529	32.124	213.9	34:37.085								
21	2	1:30.455	24.924	33.655	31.876	206.9	36:07.540								
22	2	1:31.617	25.592	34.255	31.770	204.9	37:39.157								
23	2	1:29.936	24.570	33.617	31.749	213.0	39:09.093								
24	2	1:30.763	24.558	33.831	32.374	217.3	40:39.856								
25	2	1:30.571	24.930	33.597	32.044	208.9	42:10.427								
26	2	1:30.802	24.920	33.401	32.481	206.1	43:41.229								
27	2	1:30.206	24.552	33.834	31.820	210.1	45:11.435								
28	2	1:30.192	24.534	33.803	31.855	224.1	46:41.627								
29	2	1:30.767	24.867	34.208	31.692	210.5	48:12.394								
30	2	1:31.416	24.911	34.459	32.046	216.9	49:43.810								
31	2	1:47.004	25.330	34.308	47.366	208.9	51:30.814								
32	2	2:51.151	50.149	51.226	1:09.776	77.9	54:21.965								
33	2	2:55.308	50.615	54.261	1:10.432	77.9	57:17.273								
34	2	1:36.620	31.324	33.651	31.645	129.7	58:53.893								
35	2	1:30.431	24.775	33.706	31.950	213.9	1:00:24.324								
36	2	1:30.009	24.792	33.487	31.730	213.0	1:01:54.333								
<b>33</b> Lola T70 Mk.3 1967 1. Rory JACK 2. Roderick JACK P+2L															
1	1	1:38.882	34.315	33.769	30.798		1:38.882								
2	1	1:27.607	24.526	32.437	30.644	218.6	3:06.489								
3	1	1:26.546	24.194	31.960	30.392	233.8	4:33.035								
4	1	1:26.588	24.341	31.967	30.280	219.1	5:59.623								
5	1	1:27.442	24.739	32.219	30.484	210.5	7:27.065								
6	1	1:26.829	24.353	32.039	30.437	223.6	8:53.894								
7	1	1:27.731	24.062	32.725	30.944	231.8	10:21.625								
8	1	1:29.758	25.138	33.701	30.919	202.6	11:51.383								
9	1	1:26.583	24.221	32.120	30.242	209.3	13:17.966								
10	1	1:26.740	24.189	32.263	30.288	222.2	14:44.706								
11	1	1:27.247	24.671	32.292	30.284	213.9	16:11.953								
12	1	1:27.977	25.273	32.316	30.388	232.3	17:39.930								
13	1	1:28.711	24.233	33.324	31.154	227.8	19:08.641								
14	1	1:30.332	24.857	33.252	32.223	197.8	20:38.973								
15	1	1:30.878	25.597	34.498	30.783	219.1	22:09.851								
16	1	1:28.487	24.721	33.214	30.552	223.6	23:38.338								
17	1	1:28.351	25.197	32.571	30.583	198.2	25:06.689								
18	1	1:27.249	24.386	32.398	30.465	218.6	26:33.938								
19	1	1:26.105	24.081	32.014	30.010	229.3	28:00.043								
20	1	1:26.822	24.300	32.005	30.517	220.9	29:26.865								
21	1	3:58.231 B	24.752	32.540	3:00.939	202.6	33:25.096								
22	2	2:06.995	31.231	53.857	41.907	158.4	35:32.091								
23	2	1:33.369	26.112	33.572	33.685	186.5	37:05.460								
24	2	1:31.213	25.404	34.022	31.787	193.9	38:36.673								
25	2	1:30.238	25.078	33.216	31.944	217.7	40:06.911								
26	2	1:29.722	25.237	33.211	31.274	190.5	41:36.633								
27	2	1:31.352	25.428	33.565	32.359	206.1	43:07.985								
28	2	1:29.661	24.607	33.329	31.725	206.5	44:37.646								
29	2	1:30.763	25.546	33.845	31.372	196.7	46:08.409								
30	2	1:29.863	25.154	33.254	31.455	191.8	47:38.272								
31	2	1:29.681	25.042	33.191	31.448	195.7	49:07.953								
32	2	1:29.570	24.216	33.218	32.136	216.9	50:37.523								
33	2	2:21.932	25.332	46.508	1:10.092	202.2	52:59.455								
34	2	2:48.540	49.804	49.860	1:08.876	75.4	55:47.995								
35	2	2:17.027	55.336	48.681	33.010	79.1	58:05.022								
<b>35</b> Lola T70 Mk.3B GT 1969 1. Armand MILLE P+2L															
1	1	1:27.980	27.473	31.112	29.395		1:27.980								
2	1	1:22.556	22.974	30.427	29.155	225.9	2:50.536								
3	1	1:23.125	22.625	30.951	29.549	238.9	4:13.661								
4	1	1:22.563	22.567	30.612	29.384	237.4	5:36.224								
5	1	1:23.092	22.595	30.705	29.792	233.8	6:59.316								
6	1	1:24.440	22.985	32.033	29.422	231.8	8:23.756								
7	1	1:23.156	22.725	30.650	29.781	230.3	9:46.912								
8	1	1:23.487	22.624	31.213	29.650	237.9	11:10.399								
9	1	1:24.403	23.388	31.020	29.995	230.3	12:34.802								
10	1	1:23.463	22.867	30.996	29.600	226.4	13:58.265								
11	1	1:24.478	22.942	31.777	29.759	240.0	15:22.743								
12	1	1:25.010	23.423	31.781	29.806	231.8	16:47.753								



## CLASSIC ENDURANCE RACING 1 GRAND PRIX DE L'AGE D'OR RACE

### Sector Analysis

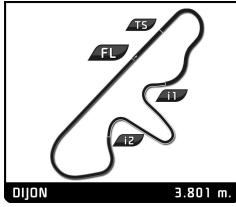
Lap under Red Flag											Invalidated Lap		Personal Best		Session Best		B Crossing the pit lane									
Lap	D	Time	Sector 1	Sector 2	Sector 3	T. Spd	Elapsed	Lap	D	Time	Sector 1	Sector 2	Sector 3	T. Spd	Elapsed											
13	1	1:24.184	23.591	30.924	29.669	227.4	18:11.937	24	1	1:30.558	24.635	33.127	32.796	222.2	38:53.263											
14	1	1:24.286	23.641	30.981	29.664	234.3	19:36.223	25	1	1:30.625	25.294	33.014	32.317	213.9	40:23.888											
15	1	1:24.411	23.373	31.127	29.911	229.8	21:00.634	26	1	1:31.436	25.348	33.060	33.028	206.1	41:55.324											
16	1	1:23.603	22.840	31.282	29.481	230.3	22:24.237	27	1	1:30.225	25.179	32.776	32.270	219.1	43:25.549											
17	1	1:25.711	23.834	32.036	29.841	234.8	23:49.948	28	1	1:30.972	25.112	33.138	32.722	219.1	44:56.521											
18	1	1:24.968	23.710	31.237	30.021	225.5	25:14.916	29	1	1:30.366	24.396	33.566	32.404	227.8	46:26.887											
19	1	1:23.749	22.726	31.515	29.508	235.8	26:38.665	30	1	1:29.687	24.454	32.951	32.282	226.9	47:56.574											
20	1	1:24.355	23.070	31.396	29.889	232.3	28:03.020	31	1	1:31.223	24.365	34.725	32.133	220.4	49:27.797											
21	1	1:24.524	22.937	31.313	30.274	226.4	29:27.544	32	1	1:30.424	25.090	32.741	32.593	226.4	50:58.221											
22	1	1:25.107	23.984	31.245	29.878	223.6	30:52.651	33	1	2:29.955	32.422	49.727	1:07.806	226.4	53:28.176											
23	1	1:23.105	22.746	30.856	29.503	233.8	32:15.756	34	1	2:50.416	50.759	51.012	1:08.645	78.3	56:18.592											
24	1	3:43.234 <b>B</b>	22.829	31.293	2:49.112	226.4	35:58.990	35	1	2:01.543	50.212	38.893	32.438	78.4	58:20.135											
25	1	1:30.501	28.892	31.663	29.946	176.5	37:29.491	36	1	1:30.455	24.603	33.129	32.723	223.1	59:50.590											
26	1	1:24.482	22.722	32.331	29.429	233.3	38:53.973	37	1	1:40.138	24.606	40.768	34.764	219.1	1:01:30.728											
27	1	1:23.494	23.075	31.032	29.387	229.3	40:17.467	<div style="border: 1px solid black; padding: 5px;"> <b>37</b> Lola T70 Mk.3 1967                      1. Romain BELLETESTE                      2. Christophe GADAIS                      P+2L                 </div>											1	1	1:39.237	34.772	34.014	30.451	1:39.237	
28	1	1:24.280	23.719	31.146	29.415	215.1	41:41.747												2	1	1:28.327	25.275	32.606	30.446	204.5	3:07.564
29	1	1:25.591	22.778	32.730	30.083	235.8	43:07.338												3	1	1:28.129	24.552	32.761	30.816	228.3	4:35.693
30	1	1:25.286	23.461	32.035	29.790	223.1	44:32.624												4	1	1:27.126	24.474	32.389	30.263	239.5	6:02.819
31	1	1:23.630	22.687	31.332	29.611	228.3	45:56.254												5	1	1:27.299	24.346	32.479	30.474	242.7	7:30.118
32	1	1:24.156	22.927	31.326	29.903	224.1	47:20.410												6	1	1:27.917	24.531	32.732	30.654	221.3	8:58.035
33	1	1:23.842	22.564	31.558	29.720	233.3	48:44.252												7	1	1:28.780	24.726	33.231	30.823	225.9	10:26.815
34	1	1:23.628	22.895	31.293	29.440	230.8	50:07.880												8	1	1:30.620	25.728	33.362	31.530	222.2	11:57.435
35	1	2:04.318	26.851	31.671	1:05.796	234.3	52:12.198												9	1	1:29.033	25.145	32.928	30.960	211.4	13:26.468
36	1	2:56.332	48.958	53.655	1:13.719	79.9	55:08.530												10	1	1:28.655	24.935	32.849	30.871	219.1	14:55.123
37	1	2:42.465	1:02.555	1:02.255	37.655	70.7	57:50.995	11	1	1:29.125	25.342	32.795	30.988	208.1	16:24.248											
38	1	1:23.463	23.164	31.026	29.273	224.5	59:14.458	12	1	1:28.500	25.014	33.164	30.322	208.1	17:52.748											
39	1	1:25.006	23.554	32.108	29.344	234.8	1:00:39.464	13	1	1:27.880	24.741	32.430	30.709	227.4	19:20.628											
<div style="border: 1px solid black; padding: 5px;"> <b>36</b> Porsche 910 1967                      1. Jürgen RUDOLPH                      P-2L                 </div>																	1	1	1:42.890	35.489	34.314	33.087	1:42.890			
																	2	1	1:31.248	25.225	33.132	32.891	209.7	3:14.138		
																	3	1	1:30.758	25.057	32.965	32.736	220.4	4:44.896		
																	4	1	1:30.158	24.288	32.778	33.092	219.5	6:15.054		
																	5	1	1:29.932	24.330	33.049	32.553	225.0	7:44.986		
																	6	1	1:30.449	24.966	32.980	32.503	223.6	9:15.435		
																	7	1	1:29.995	24.952	32.626	32.417	216.0	10:45.430		
																	8	1	1:30.149	24.441	33.046	32.662	224.5	12:15.579		
																	9	1	1:32.150	24.623	33.177	34.350	229.3	13:47.729		
																	10	1	1:32.296	24.391	34.274	33.631	220.4	15:20.025		
11	1	1:31.165	24.938	33.629	32.598	220.4	16:51.190																			
12	1	1:30.326	24.575	33.169	32.582	225.5	18:21.516																			
13	1	1:29.413	24.479	32.705	32.229	221.8	19:50.929																			
14	1	1:30.405	24.599	33.383	32.423	221.8	21:21.334																			
15	1	1:30.716	25.228	32.702	32.786	220.4	22:52.050																			
16	1	1:30.795	25.267	33.013	32.515	234.3	24:22.845																			
17	1	3:51.678 <b>B</b>	24.860	33.051	2:53.767	219.5	28:14.523																			
18	1	1:36.397	30.887	33.357	32.153	151.9	29:50.920																			
19	1	1:29.947	25.029	32.789	32.129	216.9	31:20.867																			
20	1	1:30.973	24.743	33.198	33.032	227.4	32:51.840																			
21	1	1:30.130	24.824	32.935	32.371	214.7	34:21.970																			
22	1	1:29.730	24.498	32.751	32.481	227.8	35:51.700																			
23	1	1:31.005	24.463	33.739	32.803	222.2	37:22.705																			
24	1	1:30.558	24.635	33.127	32.796	222.2	38:53.263																			
25	1	1:30.625	25.294	33.014	32.317	213.9	40:23.888																			
26	1	1:31.436	25.348	33.060	33.028	206.1	41:55.324																			
27	1	1:30.225	25.179	32.776	32.270	219.1	43:25.549																			
28	1	1:30.972	25.112	33.138	32.722	219.1	44:56.521																			
29	1	1:30.366	24.396	33.566	32.404	227.8	46:26.887																			
30	1	1:29.687	24.454	32.951	32.282	226.9	47:56.574																			
31	1	1:31.223	24.365	34.725	32.133	220.4	49:27.797																			
32	1	1:30.424	25.090	32.741	32.593	226.4	50:58.221																			
33	1	2:29.955	32.422	49.727	1:07.806	226.4	53:28.176																			
34	1	2:50.416	50.759	51.012	1:08.645	78.3	56:18.592																			
35	1	2:01.543	50.212	38.893	32.438	78.4	58:20.135																			
36	1	1:30.455	24.603	33.129	32.723	223.1	59:50.590																			
37	1	1:40.138	24.606	40.768	34.764	219.1	1:01:30.728																			



## CLASSIC ENDURANCE RACING 1 GRAND PRIX DE L'AGE D'OR RACE

### Sector Analysis

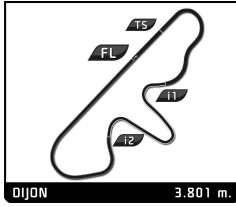
Lap under Red Flag											Invalidated Lap	Personal Best	Session Best	B Crossing the pit lane	
Lap	D	Time	Sector 1	Sector 2	Sector 3	T. Spd	Elapsed	Lap	D	Time	Sector 1	Sector 2	Sector 3	T. Spd	Elapsed
<b>39</b> Porsche 911 Carrera RSR 3.0 1975															
1. Vincent MARTIN GT1															
2. Paul MARTIN															
1	1	1:35.761	26.949	35.983	32.829	213.9	1:01:11.097	15	1	1:25.250	23.167	31.663	30.420	234.3	21:18.564
2	1	<b>1:40.991</b>	28.305	36.641	36.045	182.4	3:36.638	16	1	1:25.549	23.561	31.778	30.210	232.8	22:44.113
3	1	1:42.588	29.136	36.804	36.648	184.6	5:19.226	17	1	1:25.083	23.192	31.604	30.287	229.8	24:09.196
4	1	1:42.757	29.285	36.705	36.767	186.2	7:01.983	18	1	1:25.578	23.749	31.634	30.195	229.3	25:34.774
5	1	1:41.871	28.682	36.463	36.726	182.4	8:43.854	19	1	4:18.801 <b>B</b>	24.678	32.396	3:21.727	219.1	29:53.575
6	1	1:43.849	29.079	37.876	36.894	184.0	10:27.703	20	2	1:30.875	29.230	31.373	30.272	171.7	31:24.450
7	1	1:42.720	28.473	37.521	36.726	203.8	12:10.423	21	2	1:25.847	24.609	31.257	29.981	252.3	32:50.297
8	1	1:42.656	29.567	36.710	36.379	188.5	13:53.079	22	2	1:23.207	22.718	31.038	29.451	254.1	34:13.504
9	1	1:42.353	28.924	36.942	36.487	197.1	15:35.432	23	2	<b>1:22.834</b>	22.560	30.806	29.468	249.4	35:36.338
10	1	1:41.520	28.683	<b>36.444</b>	36.393	191.5	17:16.952	24	2	1:23.805	22.807	31.375	29.623	263.4	37:00.143
11	1	1:42.565	29.106	37.051	36.408	184.9	18:59.517	25	2	1:23.608	23.143	31.098	<b>29.367</b>	265.4	38:23.751
12	1	1:43.116	28.541	37.974	36.601	191.8	20:42.633	26	2	1:24.491	23.248	31.845	29.398	259.6	39:48.242
13	1	1:42.474	28.546	37.923	36.005	196.4	22:25.107	27	2	1:25.620	24.664	31.490	29.466	266.0	41:13.862
14	1	1:41.444	<b>28.032</b>	37.192	36.222	194.9	24:06.553	28	2	1:23.667	23.170	31.060	29.437	232.3	42:37.529
15	1	1:42.246	28.614	36.640	36.990	204.5	25:48.797	29	2	1:24.012	22.739	31.196	30.077	255.9	44:01.541
16	1	1:42.649	28.882	37.370	36.397	188.8	27:31.446	30	2	1:23.223	22.575	<b>30.693</b>	29.955	246.6	45:24.764
17	1	1:41.392	28.313	36.888	36.191	185.9	29:12.838	31	2	1:24.195	23.306	31.436	29.453	246.6	46:48.959
18	1	4:09.373 <b>B</b>	28.286	38.857	3:02.230	189.5	33:22.211	32	2	1:23.116	<b>22.346</b>	31.110	29.660	250.6	48:12.075
19	2	1:57.927	36.709	42.470	38.748	136.4	35:20.138	33	2	1:23.887	22.876	31.632	29.379	250.0	49:35.962
20	2	1:49.706	30.989	39.900	38.817	169.0	37:09.844	34	2	1:24.616	22.895	31.818	29.903	247.1	51:00.578
21	2	1:46.710	30.024	39.168	37.518	167.2	38:56.554	35	2	2:40.537	38.253	51.509	1:10.775	231.8	53:41.115
22	2	1:45.914	29.323	39.106	37.485	178.5	40:42.468	36	2	2:53.693	50.269	52.574	1:10.850	75.4	56:34.808
23	2	1:45.764	29.564	39.023	37.177	189.1	42:28.232	37	2	1:51.487	50.384	31.622	29.481	79.0	58:26.295
24	2	1:44.221	29.546	38.370	36.305	159.3	44:12.453	38	2	1:24.020	22.372	31.170	30.478	249.4	59:50.315
25	2	1:43.206	28.827	38.581	<b>35.798</b>	168.7	45:55.659	39	2	1:24.205	22.643	31.180	30.382	246.0	1:01:14.520
26	2	1:43.391	29.152	38.157	36.082	164.9	47:39.050	<b>43</b> Porsche 911 Carrera RSR 2.8 1973							
27	2	1:45.698	29.589	39.616	36.493	170.1	49:24.748	1. Grégoire AUDI GT1							
28	2	1:48.314	30.886	38.555	38.873	165.9	51:13.062	2. Hervé GREMION							
29	2	3:05.525	55.949	56.024	1:13.552	61.1	54:18.587	1	1	1:48.383	38.070	36.174	<b>34.139</b>		1:48.383
30	2	2:58.125	53.459	54.214	1:10.452	69.6	57:16.712	2	1	1:36.037	26.361	35.083	34.593	197.1	3:24.420
31	2	1:48.775	34.563	37.942	36.270	123.1	59:05.487	3	1	<b>1:35.333</b>	26.347	<b>34.638</b>	34.348	202.2	4:59.753
32	2	1:43.286	29.000	38.337	35.949	181.8	1:00:48.773	4	1	1:35.934	<b>25.992</b>	35.183	34.759	215.6	6:35.687
<b>42</b> Lola T70 Mk.3B GT 1969															
1. David HART P+2L															
2. Olivier HART															
1	1	1:30.251	29.007	31.388	29.856		1:30.251	5	1	1:36.509	26.094	35.323	35.092	220.4	8:12.196
2	1	1:24.006	23.069	31.318	29.619	221.3	2:54.257	6	1	1:38.147	26.431	35.816	35.900	208.9	9:50.343
3	1	1:23.594	22.902	31.041	29.651	233.8	4:17.851	7	1	1:38.282	27.370	35.759	35.153	206.5	11:28.625
4	1	1:23.678	22.848	31.072	29.758	246.0	5:41.529	8	1	1:38.116	26.678	35.533	35.905	204.5	13:06.741
5	1	1:23.996	23.064	31.325	29.607	254.1	7:05.525	9	1	1:38.007	27.193	35.673	35.141	204.5	14:44.748
6	1	1:26.951	24.013	32.446	30.492	220.4	8:32.476	10	1	1:37.295	26.548	35.676	35.071	210.1	16:22.043
7	1	1:24.611	23.456	31.470	29.685	227.4	9:57.087	11	1	1:38.110	26.808	36.465	34.837	209.3	18:00.153
8	1	1:24.622	23.013	31.872	29.737	235.3	11:21.709	12	1	1:39.745	27.217	36.607	35.921	215.1	19:39.898
9	1	1:24.525	22.901	31.615	30.009	244.9	12:46.234	13	1	1:38.160	26.658	35.995	35.507	215.6	21:18.058
10	1	1:25.231	23.525	31.665	30.041	235.3	14:11.465	14	1	1:37.974	26.472	36.601	34.901	202.6	22:56.032
11	1	1:25.849	23.703	31.895	30.251	219.1	15:37.314	15	1	1:38.418	26.463	35.525	36.430	219.1	24:34.450
12	1	1:25.324	23.366	31.543	30.415	233.3	17:02.638	16	1	1:38.772	27.504	35.997	35.271	209.3	26:13.222
13	1	1:25.522	23.833	31.569	30.120	217.7	18:28.160	17	1	1:39.247	26.824	36.953	35.470	215.1	27:52.469
14	1	1:25.154	23.291	31.833	30.030	239.5	19:53.314	18	1	1:38.788	26.795	35.413	36.580	208.5	29:31.257
19															
20															
21															
22															
23															
24															
25															



## CLASSIC ENDURANCE RACING 1 GRAND PRIX DE L'AGE D'OR RACE

### Sector Analysis

Lap under Red Flag											Invalidated Lap					Personal Best	Session Best	B Crossing the pit lane
Lap	D	Time	Sector 1	Sector 2	Sector 3	T. Spd	Elapsed	Lap	D	Time	Sector 1	Sector 2	Sector 3	T. Spd	Elapsed			
26	2	1:38.034	26.629	35.574	35.831	215.6	45:10.259	13	1	1:33.399	25.107	34.890	33.402	225.9	20:23.968			
27	2	1:38.791	26.794	36.552	35.445	219.1	46:49.050	14	1	1:32.704	<b>24.943</b>	33.847	33.914	227.8	21:56.672			
28	2	1:37.395	26.362	36.165	34.868	221.3	48:26.445	15	1	1:35.358	25.823	34.233	35.302	225.5	23:32.030			
29	2	1:37.605	26.471	36.005	35.129	223.1	50:04.050	16	1	1:33.445	25.210	34.812	33.423	226.4	25:05.475			
30	2	2:29.701	30.221	37.926	1:21.554	217.7	52:33.751	17	1	3:51.913 <b>B</b>	25.062	34.385	2:52.466	227.8	28:57.388			
31	2	3:05.501	54.833	56.961	1:13.707	66.1	55:39.252	18	1	1:38.722	30.833	34.324	33.565	146.1	30:36.110			
32	2	2:26.323	54.196	53.202	38.925	75.1	58:05.575	19	1	1:33.749	25.650	34.167	33.932	224.1	32:09.859			
33	2	1:39.332	28.226	36.266	34.840	199.3	59:44.907	20	1	1:32.575	24.955	34.156	33.464	227.8	33:42.434			
34	2	1:38.428	27.493	35.476	35.459	224.1	1:01:23.335	21	1	1:33.586	25.407	34.303	33.876	208.5	35:16.020			
<b>45</b> Chevron B19 1971 P-2L																		
1. Gianluigi CANDIANI																		
2. Frédéric ROUVIER																		
1	1	1:36.414	32.223	33.225	30.966		1:36.414	22	1	1:33.085	25.139	34.609	33.337	227.4	36:49.105			
2	1	1:28.179	23.824	32.545	31.810	225.9	3:04.593	23	1	1:33.026	25.050	34.248	33.728	228.8	38:22.131			
3	1	1:28.455	24.321	32.419	31.715	218.6	4:33.048	24	1	1:34.134	25.814	34.326	33.994	229.3	39:56.265			
4	1	1:30.126	25.008	33.465	31.653	219.1	6:03.174	25	1	1:33.226	25.604	34.078	33.544	205.7	41:29.491			
5	1	1:29.685	24.791	33.334	31.560	222.2	7:32.859	26	1	1:33.589	25.744	34.695	<b>33.150</b>	220.4	43:03.080			
6	1	1:30.697	25.196	34.120	31.381	243.2	9:03.556	27	1	1:33.293	25.345	34.291	33.657	222.2	44:36.373			
7	1	1:30.228	24.650	33.347	32.231	214.3	10:33.784	28	1	1:35.127	26.166	35.191	33.770	209.7	46:11.500			
8	1	1:30.528	24.638	33.982	31.908	222.7	12:04.312	29	1	1:33.747	25.288	34.776	33.683	216.0	47:45.247			
9	1	1:32.216	24.600	34.742	32.874	208.5	13:36.528	30	1	1:33.313	25.705	34.261	33.347	225.0	49:18.560			
10	1	1:30.575	25.041	33.243	32.291	202.6	15:07.103	31	1	1:34.518	25.840	35.066	33.612	228.3	50:53.078			
11	1	1:30.878	25.032	33.565	32.281	212.6	16:37.981	32	1	2:34.541	34.317	51.543	1:08.681	225.9	53:27.619			
12	1	1:31.778	25.611	33.228	32.939	223.6	18:09.759	33	1	2:50.360	50.583	50.997	1:08.780	80.7	56:17.979			
13	1	1:33.922	27.263	33.934	32.725	228.8	19:43.681	34	1	2:04.527	50.143	40.783	33.601	78.9	58:22.506			
14	1	1:32.576	24.946	33.652	33.978	210.5	21:16.257	35	1	1:33.250	25.135	34.381	33.734	221.3	59:55.756			
15	1	1:31.873	24.840	34.347	32.686	221.8	22:48.130	36	1	1:35.405	25.607	36.198	33.600	224.1	1:01:31.161			
16	1	1:30.442	25.137	33.295	32.010	216.9	24:18.572	<b>55</b> Chevron B19 1971 P-2L										
17	1	3:58.042 <b>B</b>	24.989	33.777	2:59.276	220.9	28:16.614	1. François RIVAZ										
18	2	1:32.480	29.639	31.952	30.889	159.1	29:49.094	2. Frank STIPPLER										
19	2	1:28.781	23.184	33.601	31.996	233.3	31:17.875	1	2	1:28.999	27.759	31.298	29.942		1:28.999			
20	2	1:28.493	23.965	33.313	31.215	223.6	32:46.368	2	2	1:23.123	22.629	30.920	29.574	230.3	2:52.122			
21	2	1:26.683	23.274	31.761	31.648	231.3	34:13.051	3	2	1:22.309	22.325	<b>30.352</b>	29.632	236.8	4:14.431			
22	2	1:26.021	23.675	<b>31.628</b>	30.718	229.8	35:39.072	4	2	1:22.620	22.268	30.600	29.752	241.6	5:37.051			
23	2	1:26.390	<b>23.050</b>	31.962	31.378	238.4	37:05.462	5	2	1:23.141	22.108	30.662	30.371	246.6	7:00.192			
24	2	1:26.138	23.221	32.251	30.666	235.8	38:31.600	6	2	1:23.035	22.361	31.359	29.315	246.6	8:23.227			
25	2	<b>1:25.540</b>	23.224	31.740	<b>30.576</b>	240.0	39:57.140	7	2	1:22.854	22.179	30.506	30.169	243.2	9:46.081			
26	2	1:27.354	23.640	31.857	31.857	216.9	41:24.494	8	2	1:23.180	22.257	30.879	30.044	245.5	11:09.261			
<b>51</b> Porsche 911 Carrera RSR 3.0 1974 GT1																		
1. Frédéric DI EGIDIO																		
1	1	1:42.946	35.071	34.259	33.616		1:42.946	9	2	1:22.397	22.394	30.661	29.342	247.7	12:31.658			
2	1	1:32.347	25.770	<b>33.417</b>	33.160	193.5	3:15.293	10	2	<b>1:21.898</b>	22.118	30.616	<b>29.164</b>	243.2	13:53.556			
3	1	<b>1:32.077</b>	25.007	33.518	33.552	226.4	4:47.370	11	2	1:23.685	22.414	30.673	30.598	243.2	15:17.241			
4	1	1:33.169	25.190	34.243	33.736	223.6	6:20.539	12	2	1:22.000	21.968	30.689	29.343	246.6	16:39.241			
5	1	1:35.862	25.136	36.080	34.646	227.8	7:56.401	13	2	1:23.053	22.148	30.831	30.074	243.2	18:02.294			
6	1	1:32.709	25.353	33.816	33.540	224.5	9:29.110	14	2	1:23.208	22.610	30.984	29.614	242.2	19:25.502			
7	1	1:34.022	25.778	34.545	33.699	192.2	11:03.132	15	2	1:22.197	22.046	30.637	29.514	246.0	20:47.699			
8	1	1:32.743	25.208	34.027	33.508	213.4	12:35.875	16	2	1:25.162	23.273	30.670	31.219	243.8	22:12.861			
9	1	1:33.954	25.886	34.325	33.743	207.3	14:09.829	17	2	1:23.194	22.100	31.135	29.959	246.6	23:36.055			
10	1	1:33.278	25.037	34.785	33.456	229.3	15:43.107	18	2	1:23.156	22.211	31.151	29.794	247.1	24:59.211			
11	1	1:32.728	25.256	33.925	33.547	227.8	17:15.835	19	2	1:22.198	<b>21.902</b>	30.936	29.360	244.3	26:21.409			
12	1	1:34.734	25.418	35.440	33.876	218.6	18:50.569	20	2	1:23.648	22.267	31.356	30.025	243.8	27:45.057			
21 2 1:24.521 22.671 31.438 30.412 238.4 29:09.578																		
22 2 1:22.656 22.071 30.790 29.795 243.8 30:32.234																		
23 2 4:12.638 <b>B</b> 22.488 31.308 3:18.842 243.8 34:44.872																		
24 1 1:34.328 29.957 32.723 31.648 158.4 36:19.200																		
25 1 1:26.228 23.203 32.271 30.754 241.1 37:45.428																		
26 1 1:27.665 23.298 33.308 31.059 243.8 39:13.093																		



## CLASSIC ENDURANCE RACING 1 GRAND PRIX DE L'AGE D'OR RACE

### Sector Analysis

Lap under Red Flag    Invalidated Lap    Personal Best    Session Best    Crossing the pit lane

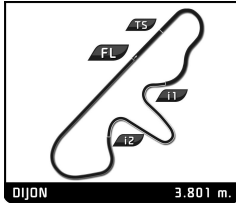
Lap	D	Time	Sector 1	Sector 2	Sector 3	T. Spd	Elapsed	Lap	D	Time	Sector 1	Sector 2	Sector 3	T. Spd	Elapsed
27	1	1:26.584	23.059	31.830	31.695	240.0	40:39.677	4	1	1:34.608	26.265	34.552	33.791	205.3	6:27.864
28	1	1:26.336	23.158	31.736	31.442	231.3	42:06.013	5	1	1:33.522	<b>25.396</b>	34.454	33.672	218.6	8:01.386
29	1	1:26.787	23.579	32.654	30.554	231.8	43:32.800	6	1	1:34.081	25.679	34.559	33.843	210.9	9:35.467
30	1	1:25.290	23.088	31.757	30.445	242.2	44:58.090	7	1	1:34.811	25.874	35.105	33.832	204.2	11:10.278
31	1	1:26.688	23.461	32.218	31.009	228.3	46:24.778	8	1	1:34.948	26.293	34.457	34.198	202.6	12:45.226
32	1	1:25.987	23.257	32.047	30.683	236.3	47:50.765	9	1	1:33.915	25.696	34.442	33.777	218.6	14:19.141
33	1	1:27.335	23.415	31.961	31.959	236.3	49:18.100	10	1	1:34.410	25.625	34.469	34.316	217.7	15:53.551
34	1	7:20.751	4:00.898	2:12.150	1:07.703	231.3	56:38.851	11	1	1:36.142	26.493	35.702	33.947	207.7	17:29.693
35	1	1:54.220	48.794	34.058	31.368	80.7	58:33.071	12	1	1:34.555	26.024	34.681	33.850	213.4	19:04.248
36	1	1:27.584	24.270	32.238	31.076	225.5	1:00:00.655	13	1	1:35.516	25.751	35.651	34.114	218.2	20:39.764
37	1	1:29.200	24.195	33.110	31.895	228.8	1:01:29.855	14	1	1:35.537	25.712	35.554	34.271	217.3	22:15.301

56		Porsche 911 Carrera RSR 2.8 1973					GT1	
1.		Alain GADAL						
1	1	1:56.750	42.787	37.888	36.075		1:56.750	
2	1	1:40.417	27.530	36.980	35.907	192.2	3:37.167	
3	1	1:42.171	28.122	36.872	37.177	199.3	5:19.338	
4	1	1:41.263	28.061	<b>36.151</b>	37.051	194.6	7:00.601	
5	1	1:42.306	28.230	37.116	36.960	202.6	8:42.907	
6	1	1:42.127	27.771	37.350	37.006	214.3	10:25.034	
7	1	1:42.780	27.787	37.413	37.580	200.0	12:07.814	
8	1	1:42.235	27.858	37.180	37.197	197.1	13:50.049	
9	1	1:41.596	27.645	37.593	36.358	212.2	15:31.645	
10	1	1:40.503	27.800	36.397	36.306	195.3	17:12.148	
11	1	1:42.497	28.322	37.855	36.320	201.5	18:54.645	
12	1	1:42.325	27.494	38.214	36.617	203.8	20:36.970	
13	1	1:40.078	27.089	36.800	36.189	211.4	22:17.048	
14	1	<b>1:39.099</b>	26.668	37.010	35.421	221.8	23:56.147	
15	1	1:39.449	27.312	37.125	<b>35.012</b>	222.7	25:35.596	
16	1	4:24.101	<b>B</b> 26.965	36.439	3:20.697	211.4	29:59.697	
17	1	1:51.594	37.852	37.196	36.546	104.5	31:51.291	
18	1	1:43.367	29.250	37.052	37.065	173.1	33:34.658	
19	1	1:42.546	27.562	38.216	36.768	208.5	35:17.204	
20	1	1:40.985	27.441	37.305	36.239	214.3	36:58.189	
21	1	1:40.216	27.116	36.885	36.215	202.6	38:38.405	
22	1	1:39.659	27.540	36.541	35.578	213.0	40:18.064	
23	1	1:42.060	<b>26.612</b>	36.817	38.631	208.9	42:00.124	
24	1	1:42.190	28.362	37.512	36.316	192.5	43:42.314	
25	1	1:41.004	27.658	37.222	36.124	206.5	45:23.318	
26	1	1:41.851	27.814	36.980	37.057	212.2	47:05.169	
27	1	1:42.643	27.714	37.775	37.154	213.4	48:47.812	
28	1	1:43.394	28.338	38.072	36.984	211.4	50:31.206	
29	1	2:27.114	28.966	48.341	1:09.807	208.1	52:58.320	
30	1	2:48.685	49.289	49.713	1:09.683	74.1	55:47.005	
31	1	2:24.306	55.122	50.194	38.990	80.0	58:11.311	
32	1	1:45.220	28.648	38.778	37.794	193.2	59:56.531	
33	1	1:45.091	28.142	39.080	37.869	210.9	1:01:41.622	

58		Porsche 911 Carrera RSR 3.0 1974					GT1	
1.		Urs BECK						
1	1	1:45.711	36.538	35.354	33.819		1:45.711	
2	1	<b>1:33.335</b>	25.459	<b>34.231</b>	33.645	215.6	3:19.046	
3	1	1:34.210	25.913	34.629	33.668	203.4	4:53.256	

15	1	1:36.169	26.309	35.091	34.769	200.7	23:51.470
16	1	1:35.774	26.390	35.325	34.059	212.6	25:27.244
17	1	1:33.936	25.443	34.564	33.929	221.8	27:01.180
18	1	1:34.439	25.968	34.413	34.058	206.5	28:35.619
19	1	3:57.793	<b>B</b> 25.657	34.288	2:57.848	217.3	32:33.412
20	1	1:41.587	32.843	34.625	34.119	142.3	34:14.999
21	1	1:35.289	25.880	35.453	33.956	214.3	35:50.288
22	1	1:34.521	25.866	34.852	33.803	218.6	37:24.809
23	1	1:35.392	26.217	35.054	34.121	219.5	39:00.201
24	1	1:35.428	26.109	35.124	34.195	210.9	40:35.629
25	1	1:35.293	26.026	35.240	34.027	212.6	42:10.922
26	1	1:35.451	26.241	34.874	34.336	208.5	43:46.373
27	1	1:36.021	26.587	34.863	34.571	211.8	45:22.394
28	1	1:35.044	26.145	34.822	34.077	212.6	46:57.438
29	1	1:35.171	26.327	34.775	34.069	205.3	48:32.609
30	1	1:34.567	26.182	34.400	33.985	214.3	50:07.176
31	1	2:23.472	28.196	36.130	1:19.146	211.4	52:30.648
32	1	3:06.293	55.224	57.086	1:13.983	65.4	55:36.941
33	1	2:25.082	53.427	54.418	37.237	74.4	58:02.023
34	1	1:37.413	26.910	35.926	34.577	207.7	59:39.436
35	1	1:34.872	26.547	35.034	<b>33.291</b>	213.0	1:01:14.308

59		Porsche 911 Carrera RSR 3.0 1974					GT1	
1.		Tarek MAHMOUD						
2.		Galal MAHMOUD						
1	1	1:50.867	38.967	36.413	35.487		1:50.867	
2	1	1:39.235	27.440	35.912	35.883	175.9	3:30.102	
3	1	1:41.294	28.611	36.136	36.547	164.9	5:11.396	
4	1	1:40.563	28.004	36.278	36.281	185.9	6:51.959	
5	1	1:41.910	28.398	37.464	36.048	170.3	8:33.869	
6	1	1:41.679	28.003	37.438	36.238	180.6	10:15.548	
7	1	1:42.105	27.769	37.709	36.627	184.0	11:57.653	
8	1	1:41.592	28.219	36.167	37.206	175.0	13:39.245	
9	1	1:40.422	27.642	36.110	36.670	191.8	15:19.667	
10	1	1:41.969	28.736	36.375	36.858	187.8	17:01.636	
11	1	1:40.568	28.269	36.209	36.090	166.4	18:42.204	
12	1	1:42.205	28.103	37.364	36.738	177.9	20:24.409	
13	1	1:40.464	27.767	36.531	36.166	180.9	22:04.873	
14	1	1:41.299	27.687	37.451	36.161	175.6	23:46.172	
15	1	4:16.154	<b>B</b> 29.064	37.927	3:09.163	163.4	28:02.326	
16	2	1:48.000	35.652	36.828	35.520	127.5	29:50.326	
17	2	1:38.570	27.649	35.646	35.275	181.2	31:28.896	
18	2	1:38.521	28.217	35.548	34.756	170.6	33:07.417	

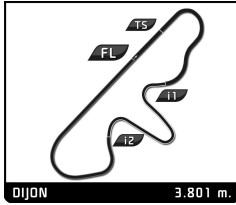


## CLASSIC ENDURANCE RACING 1 GRAND PRIX DE L'AGE D'OR RACE

### Sector Analysis

Lap under Red Flag    Invalidated Lap    Personal Best    Session Best    Crossing the pit lane

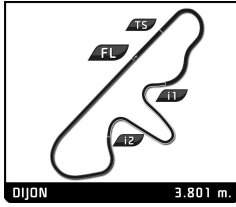
Lap	D	Time	Sector 1	Sector 2	Sector 3	T. Spd	Elapsed	Lap	D	Time	Sector 1	Sector 2	Sector 3	T. Spd	Elapsed
19	2	1:36.508	27.032	34.926	34.550	178.5	34:43.925	36	2	1:32.849	26.441	34.564	31.844	194.9	59:40.805
20	2	1:39.252	27.742	35.709	35.801	177.9	36:23.177	37	2	1:34.363	26.287	35.400	32.676	206.1	1:01:15.168
21	2	1:38.727	27.343	36.279	35.105	194.6	38:01.904	<b>67</b> Chevron B19 1971 1. Michael CANTILLON P-2L							
22	2	1:38.644	27.487	35.783	35.374	182.7	39:40.548	1	1	1:33.365	30.725	32.355	30.285		1:33.365
23	2	1:39.121	27.881	36.529	34.711	179.7	41:19.669	2	1	1:25.176	23.550	31.582	30.044	224.5	2:58.541
24	2	1:37.299	27.670	35.230	34.399	179.4	42:56.968	3	1	1:26.094	23.551	32.045	30.498	219.5	4:24.635
25	2	1:37.119	27.362	35.089	34.668	177.3	44:34.087	4	1	1:24.945	23.053	31.765	30.127	238.9	5:49.580
26	2	1:39.790	27.748	37.094	34.948	184.0	46:13.877	5	1	1:25.913	23.409	32.291	30.213	238.4	7:15.493
27	2	1:37.233	26.987	35.323	34.923	181.5	47:51.110	6	1	1:26.427	23.188	32.568	30.671	247.1	8:41.920
28	2	1:51.390	26.772	49.699	34.919	175.3	49:42.500	7	1	1:46.645	23.251	52.795	30.599	230.8	10:28.565
29	2	1:53.599	28.202	35.551	49.846	181.8	51:36.099	8	1	1:27.424	24.188	32.315	30.921	243.2	11:55.989
30	2	3:27.912	1:00.951	1:00.030	1:26.931	69.2	55:04.011	9	1	1:26.476	22.990	32.956	30.530	244.9	13:22.465
31	2	2:47.956	1:02.655	1:02.040	43.261	65.1	57:51.967	10	1	1:25.406	23.140	31.819	30.447	243.8	14:47.871
32	2	1:40.347	27.893	36.811	35.643	185.6	59:32.314	11	1	1:26.719	23.548	32.427	30.744	241.6	16:14.590
33	2	1:41.670	28.579	37.100	35.991	181.5	1:01:13.984	12	1	1:26.358	23.180	32.142	31.036	243.2	17:40.948
<b>62</b> Lola T70 Mk.3B GT 1969 1. JUNIOR P+2L 2. GUY															
1	1	1:47.158	39.720	34.830	32.608		1:47.158	13	1	1:26.671	23.226	32.488	30.957	237.9	19:07.619
2	1	1:31.208	26.049	33.745	31.414	186.9	3:18.366	14	1	1:28.324	23.880	33.420	31.024	237.9	20:35.943
3	1	1:27.731	24.095	32.964	30.672	205.3	4:46.097	15	1	1:27.420	23.999	32.880	30.541	243.8	22:03.363
4	1	1:27.976	24.245	32.368	31.363	200.0	6:14.073	16	1	1:27.110	23.188	32.492	31.430	248.3	23:30.473
5	1	1:28.023	24.030	32.608	31.385	202.6	7:42.096	17	1	1:26.708	23.544	32.322	30.842	233.3	24:57.181
6	1	1:26.939	24.334	32.113	30.492	198.5	9:09.035	18	1	1:26.295	23.254	32.474	30.567	242.2	26:23.476
7	1	1:28.780	23.801	33.804	31.175	210.5	10:37.815	19	1	1:26.458	23.588	32.136	30.734	243.8	27:49.934
8	1	1:28.892	24.908	32.766	31.218	197.1	12:06.707	20	1	1:27.146	23.889	32.590	30.667	243.2	29:17.080
9	1	1:29.820	24.344	33.682	31.794	212.2	13:36.527	21	1	4:02.424 B	24.472	35.265	3:02.687	248.3	33:19.504
10	1	1:28.924	24.278	33.174	31.472	206.9	15:05.451	22	1	1:35.558	31.400	32.954	31.204	147.5	34:55.062
11	1	1:28.474	24.714	32.848	30.912	201.5	16:33.925	23	1	1:27.596	23.835	33.117	30.644	234.8	36:22.658
12	1	1:28.818	24.535	32.790	31.493	197.4	18:02.743	24	1	1:27.163	23.318	33.114	30.731	241.6	37:49.821
13	1	1:28.830	24.888	33.226	30.716	201.1	19:31.573	25	1	1:27.797	23.567	32.448	31.782	228.3	39:17.618
14	1	1:30.752	24.683	33.222	32.847	197.8	21:02.325	26	1	1:26.386	23.512	32.522	30.352	237.4	40:44.004
15	1	1:28.061	24.541	32.866	30.654	207.7	22:30.386	27	1	1:26.660	23.718	32.318	30.624	219.5	42:10.664
16	1	1:29.264	24.474	33.915	30.875	204.5	23:59.650	28	1	1:27.585	23.581	32.785	31.219	231.3	43:38.249
17	1	1:31.408	25.187	34.307	31.914	193.2	25:31.058	29	1	1:28.282	23.876	32.840	31.566	224.5	45:06.531
18	1	1:29.103	24.661	33.038	31.404	200.7	27:00.161	30	1	1:27.507	23.680	32.868	30.959	240.5	46:34.038
19	1	1:28.392	24.414	32.846	31.132	200.4	28:28.553	31	1	1:27.149	23.582	32.906	30.661	235.8	48:01.187
20	1	1:28.908	25.029	33.163	30.716	200.7	29:57.461	32	1	1:29.662	23.555	35.362	30.745	233.8	49:30.849
21	1	3:58.521 B	25.252	33.750	2:59.519	197.4	33:55.982	33	1	1:28.657	25.200	32.991	30.466	237.9	50:59.506
22	2	1:38.300	31.526	34.762	32.012	150.6	35:34.282	34	1	2:37.245	32.262	53.798	1:11.185	229.8	53:36.751
23	2	1:33.041	24.738	35.451	32.852	197.8	37:07.323	35	1	2:55.788	51.719	52.521	1:11.548	77.3	56:32.539
24	2	1:30.224	24.713	34.072	31.439	208.9	38:37.547	36	1	1:57.081	52.511	33.876	30.694	75.8	58:29.620
25	2	1:30.847	25.064	34.020	31.763	210.5	40:08.394	37	1	1:27.263	23.702	32.440	31.121	235.3	59:56.883
26	2	1:29.562	24.817	33.530	31.215	206.5	41:37.956	38	1	1:31.208	24.484	34.708	32.016	233.8	1:01:28.091
27	2	1:31.095	25.114	33.964	32.017	204.2	43:09.051	<b>69</b> Ford GT40 1969 1. Mr JOHN OF B 2. Soheil AYARI GT1							
28	2	1:30.534	24.396	34.835	31.303	215.1	44:39.585	1	1	1:38.247	33.452	33.593	31.202		1:38.247
29	2	1:30.882	24.694	34.077	32.111	204.9	46:10.467	2	1	1:28.454	24.329	32.964	31.161	203.8	3:06.701
30	2	1:29.525	24.641	33.223	31.661	204.5	47:39.992	3	1	1:29.478	24.526	33.386	31.566	211.4	4:36.179
31	2	1:29.563	24.815	33.594	31.154	200.4	49:09.555	4	1	1:28.736	24.492	33.045	31.199	210.5	6:04.915
32	2	1:29.953	24.474	33.939	31.540	224.1	50:39.508	5	1	1:28.180	24.167	33.084	30.929	220.0	7:33.095
33	2	2:21.232	26.055	45.060	1:10.117	213.0	53:00.740	6	1	1:29.286	24.368	33.386	31.532	222.2	9:02.381
34	2	2:47.846	49.232	49.806	1:08.808	72.5	55:48.586	7	1	1:29.367	24.684	33.131	31.552	213.4	10:31.748
35	2	2:19.370	56.059	48.793	34.518	74.9	58:07.956								



## CLASSIC ENDURANCE RACING 1 GRAND PRIX DE L'AGE D'OR RACE

### Sector Analysis

Lap under Red Flag													Invalidated Lap		Personal Best		Session Best		B Crossing the pit lane	
Lap	D	Time	Sector 1	Sector 2	Sector 3	T. Spd	Elapsed	Lap	D	Time	Sector 1	Sector 2	Sector 3	T. Spd	Elapsed					
8	1	1:31.383	24.665	34.049	32.669	220.0	12:03.131	27	1	1:22.712	22.650	30.638	29.424	244.9	40:39.528					
9	1	1:31.850	25.034	34.321	32.495	220.9	13:34.981	28	1	1:23.106	22.549	31.219	29.338	255.3	42:02.634					
10	1	1:30.071	24.727	33.531	31.813	214.3	15:05.052	29	1	1:23.741	23.476	30.840	29.425	242.2	43:26.375					
11	1	1:30.206	24.731	34.123	31.352	212.2	16:35.258	30	1	1:24.071	22.747	31.222	30.102	246.0	44:50.446					
12	1	1:29.825	24.683	33.672	31.470	204.2	18:05.083	31	1	1:25.351	23.512	31.540	30.299	232.3	46:15.797					
13	1	1:29.598	24.586	33.661	31.351	220.4	19:34.681	32	1	1:23.075	22.667	30.585	29.823	242.7	47:38.872					
14	1	1:29.989	24.953	33.665	31.371	221.3	21:04.670	33	1	1:22.636	22.737	30.711	29.188	239.5	49:01.508					
15	1	1:30.701	24.624	34.235	31.842	212.6	22:35.371	34	1	1:24.224	23.069	30.847	30.308	247.1	50:25.732					
16	1	1:29.607	24.606	33.599	31.402	226.9	24:04.978	35	1	2:11.521	22.674	35.861	1:12.986	253.5	52:37.253					
17	1	1:29.757	24.493	33.694	31.570	222.7	25:34.735	36	1	3:04.176	53.964	56.777	1:13.435	75.7	55:41.429					
18	1	4:19.961 B	25.104	34.900	3:19.957	208.9	29:54.696	37	1	2:17.779	54.541	52.332	30.906	71.4	57:59.208					
19	2	1:35.268	31.328	32.965	30.975	149.2	31:29.964	38	1	1:23.339	23.125	30.813	29.401	245.5	59:22.547					
20	2	1:30.349	26.239	32.778	31.332	182.1	33:00.313	39	1	1:22.441	22.594	30.379	29.468	248.3	1:00:44.988					
21	2	1:29.369	24.208	33.613	31.548	208.9	34:29.682													
22	2	1:29.152	24.405	33.384	31.363	209.7	35:58.834													
23	2	1:27.427	24.264	<b>32.285</b>	30.878	211.8	37:26.261													
24	2	1:29.607	25.123	33.658	30.826	210.9	38:55.868													
25	2	1:28.106	24.485	32.545	31.076	213.9	40:23.974													
26	2	1:29.873	24.614	33.223	32.036	207.3	41:53.847													
27	2	<b>1:27.156</b>	<b>24.023</b>	32.414	<b>30.719</b>	208.5	43:21.003													
28	2	1:29.484	24.301	34.147	31.036	223.6	44:50.487													
29	2	1:28.777	24.582	32.999	31.196	211.8	46:19.264													
30	2	1:29.383	24.304	33.685	31.394	208.1	47:48.647													
31	2	1:28.699	24.287	32.994	31.418	218.2	49:17.346													
<b>70</b> Lola T70 Mk.3B GT 1969 1.Jan MAGNUSSEN P+2L 2.Chris WARD																				
1	2	1:25.116	26.071	<b>29.805</b>	29.240		1:25.116													
2	2	1:21.808	22.522	30.244	<b>29.042</b>	232.8	2:46.924													
3	2	1:22.072	22.563	30.333	29.176	236.8	4:08.996													
4	2	<b>1:21.695</b>	22.304	30.213	29.178	251.7	5:30.691													
5	2	1:22.519	22.261	30.872	29.386	257.8	6:53.210													
6	2	1:22.901	22.696	30.764	29.441	235.3	8:16.111													
7	2	1:23.369	22.735	31.254	29.380	243.2	9:39.480													
8	2	1:23.237	22.778	31.210	29.249	237.9	11:02.717													
9	2	1:23.163	22.998	30.602	29.563	231.8	12:25.880													
10	2	1:23.078	22.765	30.875	29.438	245.5	13:48.958													
11	2	1:25.046	23.204	31.573	30.269	246.0	15:14.004													
12	2	1:22.846	22.427	31.045	29.374	257.8	16:36.850													
13	2	1:24.502	23.348	31.531	29.623	235.8	18:01.352													
14	2	1:23.212	23.288	30.633	29.291	229.3	19:24.564													
15	2	1:22.142	22.442	30.636	29.064	241.1	20:46.706													
16	2	1:25.259	22.937	31.589	30.733	248.8	22:11.965													
17	2	1:23.600	22.661	31.220	29.719	239.5	23:35.565													
18	2	1:24.058	22.303	31.825	29.930	247.7	24:59.623													
19	2	1:22.887	22.413	31.243	29.231	243.8	26:22.510													
20	2	1:22.602	<b>22.184</b>	30.887	29.531	255.9	27:45.112													
21	2	4:27.007 B	22.386	31.110	3:33.511	243.2	32:12.119													
22	1	1:30.571	29.323	31.540	29.708	171.4	33:42.690													
23	1	1:24.655	23.432	31.644	29.579	219.5	35:07.345													
24	1	1:22.992	22.802	30.744	29.446	243.2	36:30.337													
25	1	1:23.140	22.524	31.176	29.440	245.5	37:53.477													
26	1	1:23.339	22.463	30.778	30.098	255.9	39:16.816													
<b>76</b> Ford GT40 1965 1.Marc CARLIN GT1																				
1	1	1:54.722	41.099	39.164	34.459		1:54.722													
2	1	1:37.333	<b>27.005</b>	36.481	33.847	195.7	3:32.055													
3	1	1:40.139	28.382	37.069	34.688	169.0	5:12.194													
4	1	1:40.232	28.621	36.990	34.621	167.4	6:52.426													
5	1	1:42.221	29.224	37.768	35.229	162.7	8:34.647													
6	1	1:42.675	28.369	39.648	34.658	171.4	10:17.322													
7	1	1:42.206	28.102	39.272	34.832	177.9	11:59.528													
8	1	1:41.138	28.598	38.486	34.054	172.2	13:40.666													
9	1	1:42.251	28.133	39.316	34.802	186.2	15:22.917													
10	1	1:41.628	28.556	37.897	35.175	186.2	17:04.545													
11	1	1:40.216	27.998	37.243	34.975	184.0	18:44.761													
12	1	1:43.325	29.824	38.921	34.580	179.7	20:28.086													
13	1	1:41.834	28.573	38.693	34.568	183.4	22:09.920													
14	1	1:40.138	28.360	36.983	34.795	195.7	23:50.058													
15	1	1:40.944	28.674	37.965	34.305	192.5	25:31.002													
16	1	1:41.924	27.882	39.584	34.458	193.2	27:12.926													
17	1	4:15.902 B	28.822	38.605	3:08.475	203.0	31:28.828													
18	1	1:46.940	34.775	37.493	34.672	141.0	33:15.768													
19	1	1:39.228	28.067	36.775	34.386	187.8	34:54.996													
20	1	1:40.700	28.478	37.328	34.894	190.8	36:35.696													
21	1	1:40.050	28.220	37.109	34.721	180.3	38:15.746													
22	1	1:40.325	28.340	37.389	34.596	195.3	39:56.071													
23	1	1:38.711	27.720	37.110	33.881	204.9	41:34.782													
24	1	1:41.985	27.240	40.075	34.670	193.5	43:16.767													
25	1	1:41.139	28.176	38.081	34.882	189.5	44:57.906													
26	1	<b>1:37.237</b>	27.437	<b>36.138</b>	<b>33.662</b>	195.3	46:35.143													
27	1	1:39.648	27.434	38.188	34.026	188.2	48:14.791													
28	1	1:38.998	27.357	36.559	35.082	192.2	49:53.789													
29	1	2:09.540	29.599	37.295	1:02.646	187.2	52:03.329													
30	1	3:04.746	55.099	55.698	1:13.949	75.9	55:08.075													
31	1	2:45.706	1:02.6																	



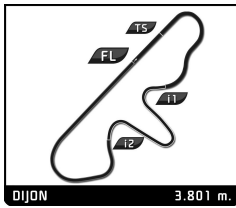
## CLASSIC ENDURANCE RACING 1 GRAND PRIX DE L'AGE D'OR RACE

### Sector Analysis

Lap under Red Flag													Invalidated Lap		Personal Best		Session Best		Crossing the pit lane	
Lap	D	Time	Sector 1	Sector 2	Sector 3	T. Spd	Elapsed	Lap	D	Time	Sector 1	Sector 2	Sector 3	T. Spd	Elapsed					
2	1	1:29.283	25.089	32.836	31.358	208.5	3:08.083	16	1	1:48.239	31.209	40.196	36.834	170.1	28:23.283					
3	1	1:29.147	24.421	32.953	31.773	216.4	4:37.230	17	1	4:23.743 <b>B</b>	30.983	38.561	3:14.199	164.1	32:47.026					
4	1	1:28.382	23.771	33.269	31.342	225.0	6:05.612	18	1	1:55.186	36.271	38.726	40.189	136.2	34:42.212					
5	1	<b>1:28.282</b>	<b>23.711</b>	33.319	31.252	233.8	7:33.894	19	1	1:47.856	30.499	39.164	38.193	161.9	36:30.068					
6	1	1:28.822	24.392	33.319	<b>31.111</b>	226.4	9:02.716	20	1	1:42.131	28.830	37.181	36.120	174.5	38:12.199					
7	1	1:29.667	24.658	33.478	31.531	213.0	10:32.383	21	1	1:53.968	31.667	42.860	39.441	171.4	40:06.167					
8	1	1:31.249	24.449	33.965	32.835	215.6	12:03.632	22	1	1:50.826	31.178	40.470	39.178	159.3	41:56.993					
9	1	1:32.052	24.905	34.771	32.376	216.9	13:35.684	23	1	1:48.733	30.707	40.124	37.902	168.5	43:45.726					
10	1	1:30.111	24.291	33.773	32.047	213.4	15:05.795	24	1	1:41.057	28.742	37.278	35.037	191.2	45:26.783					
11	1	1:30.387	24.655	33.988	31.744	213.4	16:36.182	25	1	1:45.240	28.773	38.609	37.858	193.9	47:12.023					
12	1	1:29.644	24.649	33.600	31.395	231.8	18:05.826	26	1	1:46.497	29.987	39.138	37.372	169.5	48:58.520					
13	1	1:31.075	24.089	34.311	32.675	239.5	19:36.901	27	1	1:46.992	29.610	40.686	36.696	171.7	50:45.512					
14	1	1:28.377	24.417	<b>32.773</b>	31.187	225.5	21:05.278	28	1	2:26.316	31.355	44.113	1:10.848	169.5	53:11.828					
15	1	1:30.602	24.385	34.423	31.794	212.6	22:35.880	29	1	2:50.606	50.820	51.032	1:08.754	80.2	56:02.434					
16	1	1:29.658	24.448	33.609	31.601	234.3	24:05.538	30	1	2:11.695	49.296	46.926	35.473	84.8	58:14.129					
17	1	4:03.681 <b>B</b>	24.288	33.507	3:05.886	232.8	28:09.219	31	1	1:45.938	28.731	39.107	38.100	180.9	1:00:00.067					
18	1	1:37.411	31.785	33.891	31.735	152.5	29:46.630	32	1	1:45.661	30.003	37.953	37.705	169.3	1:01:45.728					
19	1	1:30.801	23.869	35.021	31.911	224.5	31:17.431													
20	1	1:29.511	24.226	33.255	32.030	220.0	32:46.942													
21	1	1:29.892	24.272	34.294	31.326	215.6	34:16.834													
22	1	1:30.979	24.521	34.095	32.363	228.8	35:47.813													
23	1	1:28.794	24.612	33.064	31.118	212.2	37:16.607													
24	1	1:29.325	24.408	33.350	31.567	223.1	38:45.932													
25	1	1:30.233	24.398	33.281	32.554	235.8	40:16.165													
26	1	1:30.678	24.819	34.295	31.564	221.3	41:46.843													
27	1	1:29.991	24.161	33.384	32.446	228.8	43:16.834													
28	1	1:28.634	24.602	32.786	31.246	209.7	44:45.468													
29	1	1:32.547	25.912	33.512	33.123	214.7	46:18.015													
30	1	1:32.291	24.704	34.792	32.795	219.5	47:50.306													
31	1	1:29.474	24.779	33.151	31.544	226.4	49:19.780													
32	1	1:31.144	25.493	33.715	31.936	235.3	50:50.924													
33	1	2:34.339	32.364	53.259	1:08.716	207.3	53:25.263													
34	1	2:51.110	49.439	51.096	1:10.575	80.2	56:16.373													
35	1	2:05.491	50.716	41.917	32.858	73.9	58:21.864													
36	1	1:29.501	24.161	32.963	32.377	234.3	59:51.365													

<b>81</b> Lola T70 Mk.2 1966 1. Alfred MOSER P+2L							
1	1	1:57.814	44.644	37.825	35.345		1:57.814
2	1	<b>1:39.871</b>	<b>28.573</b>	36.532	<b>34.766</b>	184.3	3:37.685
3	1	1:41.920	29.062	37.149	35.709	176.5	5:19.605
4	1	1:44.920	29.840	37.315	37.765	162.2	7:04.525
5	1	1:44.553	29.271	37.306	37.976	189.8	8:49.078
6	1	1:46.083	28.733	39.337	38.013	194.9	10:35.161
7	1	1:46.175	30.327	39.817	36.031	174.2	12:21.336
8	1	1:48.667	30.692	39.758	38.217	177.9	14:10.003
9	1	1:46.586	29.560	37.301	39.725	191.2	15:56.589
10	1	1:48.497	31.369	39.111	38.017	167.4	17:45.086
11	1	1:45.456	29.268	38.013	38.175	166.7	19:30.542
12	1	1:48.769	31.580	38.930	38.259	170.1	21:19.311
13	1	1:43.633	30.544	<b>36.513</b>	36.576	161.4	23:02.944
14	1	1:44.988	31.051	37.895	36.042	172.8	24:47.932
15	1	1:47.112	30.217	39.513	37.382	181.2	26:35.044

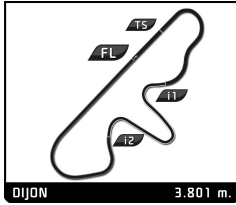
<b>82</b> Chevron B16 1970 1. Xavier MICHEL P-2L							
1	1	1:48.407	42.148	33.883	32.376		1:48.407
2	1	1:31.928	25.640	33.842	32.446	208.5	3:20.335
3	1	1:29.298	24.644	32.680	31.974	214.7	4:49.633
4	1	1:28.564	<b>23.885</b>	32.922	31.757	221.8	6:18.197
5	1	<b>1:28.157</b>	24.251	<b>32.615</b>	<b>31.291</b>	218.6	7:46.354
6	1	1:29.061	24.081	32.948	32.032	220.0	9:15.415
7	1	1:28.312	24.067	32.728	31.517	217.7	10:43.727
8	1	1:29.805	23.992	33.290	32.523	219.1	12:13.532
9	1	1:30.785	25.220	33.683	31.882	224.1	13:44.317
10	1	1:30.391	24.536	33.422	32.433	220.9	15:14.708
11	1	1:32.069	24.389	35.293	32.387	215.1	16:46.777
12	1	1:30.639	24.697	34.044	31.898	219.1	18:17.416
13	1	1:30.971	25.949	33.165	31.857	218.2	19:48.387
14	1	1:29.166	24.275	32.921	31.970	219.5	21:17.553
15	1	1:30.427	24.544	33.978	31.905	219.5	22:47.980
16	1	1:29.197	24.585	32.821	31.791	218.6	24:17.177
17	1	1:30.254	24.272	33.497	32.485	219.5	25:47.431
18	1	4:02.151 <b>B</b>	24.581	33.377	3:04.193	207.3	29:49.582
19	1	1:40.365	34.146	34.399	31.820	146.1	31:29.947
20	1	1:34.417	27.258	34.543	32.616	174.2	33:04.364
21	1	1:32.798	25.306	33.905	33.587	215.6	34:37.162
22	1	1:34.073	25.777	34.656	33.640	198.5	36:11.235
23	1	1:31.345	25.048	34.391	31.906	216.0	37:42.580
24	1	1:34.925	25.810	35.807	33.308	218.6	39:17.505
25	1	1:32.635	26.362	34.172	32.101	211.4	40:50.140
26	1	1:30.209	24.475	33.787	31.947	227.8	42:20.349
27	1	1:30.790	24.630	34.147	32.013	216.9	43:51.139
28	1	1:31.336	24.392	33.581	33.363	225.5	45:22.475
29	1	1:29.386	24.555	33.368	31.463	225.0	46:51.861
30	1	1:30.428	24.445	34.204	31.779	223.1	48:22.289
31	1	1:31.082	24.423	34.060	32.599	222.2	49:53.371
32	1	1:45.134	25.896	35.203	44.035	218.2	51:38.505
33	1	3:27.244	1:00.669	59.335	1:27.240	72.3	55:05.749



## CLASSIC ENDURANCE RACING 1 GRAND PRIX DE L'AGE D'OR RACE

### Sector Analysis

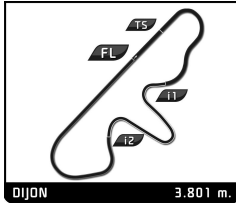
Lap under Red Flag							Invalidated Lap		Personal Best		Session Best		B Crossing the pit lane		
Lap	D	Time	Sector 1	Sector 2	Sector 3	T. Spd	Elapsed	Lap	D	Time	Sector 1	Sector 2	Sector 3	T. Spd	Elapsed
34	1	2:44.835	1:02.223	1:02.156	40.456	69.3	57:50.584	7	2	1:23.816	22.862	31.417	29.537	246.6	9:53.042
35	1	1:37.315	26.327	36.549	34.439	201.5	59:27.899	8	2	1:23.803	23.250	31.158	29.395	239.5	11:16.845
36	1	1:33.844	25.455	34.398	33.991	204.9	1:01:01.743	9	2	1:24.278	22.801	31.364	30.113	259.0	12:41.123
<b>83</b> Lola T70 Mk.3B GT 1971 1. Michael GANS P+2L							10	2	1:25.013	22.961	31.635	30.417	245.5	14:06.136	
1	1	1:32.377	30.466	31.853	30.058		1:32.377	11	2	1:25.429	23.176	32.333	29.920	230.3	15:31.565
2	1	1:25.373	23.778	31.801	29.794	215.6	2:57.750	12	2	1:23.566	22.665	31.043	29.858	246.0	16:55.131
3	1	1:25.998	24.025	31.867	30.106	203.0	4:23.748	13	2	1:24.216	22.684	31.299	30.233	245.5	18:19.347
4	1	<b>1:24.919</b>	23.580	31.475	29.864	226.9	5:48.667	14	2	1:23.822	23.399	31.062	<b>29.361</b>	237.4	19:43.169
5	1	1:25.918	24.079	31.809	30.030	212.2	7:14.585	15	2	1:24.817	23.335	31.932	29.550	252.3	21:07.986
6	1	1:26.349	23.777	32.418	30.154	227.4	8:40.934	16	2	1:24.405	22.962	31.851	29.592	248.8	22:32.391
7	1	1:26.841	23.972	32.553	30.316	217.3	10:07.775	17	2	1:23.879	22.910	31.432	29.537	242.7	23:56.270
8	1	1:26.469	24.175	32.119	30.175	210.5	11:34.244	18	2	1:25.539	23.171	32.697	29.671	237.4	25:21.809
9	1	1:24.939	23.654	31.487	29.798	219.5	12:59.183	19	2	1:25.042	23.508	31.730	29.804	241.1	26:46.851
10	1	1:25.471	23.813	31.829	29.829	225.5	14:24.654	20	2	1:25.926	24.064	32.095	29.767	240.5	28:12.777
11	1	1:27.617	24.866	31.747	31.004	225.5	15:52.271	21	2	3:48.088 <b>B</b>	24.225	31.811	2:52.052	236.3	32:00.865
12	1	1:26.184	24.294	31.953	29.937	204.9	17:18.455	22	1	1:33.991	31.387	32.375	30.229	134.2	33:34.856
13	1	1:27.028	24.338	32.388	30.302	202.2	18:45.483	23	1	1:25.448	23.459	32.042	29.947	226.9	35:00.304
14	1	1:26.715	24.807	31.620	30.288	197.4	20:12.198	24	1	1:25.796	23.383	32.131	30.282	230.8	36:26.100
15	1	1:25.372	24.113	<b>31.449</b>	29.810	207.7	21:37.570	25	1	1:25.597	24.022	31.870	29.705	234.3	37:51.697
16	1	1:25.692	23.897	31.835	29.960	214.3	23:03.262	26	1	1:25.655	22.751	31.880	31.024	247.1	39:17.352
17	1	1:26.238	24.227	31.490	30.521	204.9	24:29.500	27	1	1:24.396	23.153	31.394	29.849	237.4	40:41.748
18	1	1:25.288	23.787	31.663	29.838	227.4	25:54.788	28	1	1:24.653	23.230	31.825	29.598	241.6	42:06.401
19	1	1:25.544	23.904	31.965	29.675	226.4	27:20.332	29	1	1:24.973	22.795	32.483	29.695	243.8	43:31.374
20	1	1:26.223	23.884	32.297	30.042	229.3	28:46.555	30	1	1:24.458	23.047	31.546	29.865	238.4	44:55.832
21	1	1:25.439	23.899	31.709	29.831	224.5	30:11.994	31	1	1:24.559	22.879	31.823	29.857	243.2	46:20.391
22	1	1:26.695	24.511	32.160	30.024	220.0	31:38.689	32	1	1:26.141	23.368	32.672	30.101	229.8	47:46.532
23	1	3:53.807 <b>B</b>	24.338	31.686	2:57.783	212.6	35:32.496	33	1	1:24.732	23.535	31.578	29.619	240.0	49:11.264
24	1	1:31.671	28.652	32.540	30.479	175.3	37:04.167	34	1	1:24.978	22.914	31.772	30.292	241.6	50:36.242
25	1	1:25.165	23.691	31.811	<b>29.663</b>	224.5	38:29.332	35	1	2:20.617	24.403	45.148	1:11.066	243.8	52:56.859
26	1	1:25.717	<b>23.559</b>	32.021	30.137	235.3	39:55.049	36	1	2:48.529	48.981	50.365	1:09.183	78.8	55:45.388
27	1	1:25.557	23.933	31.595	30.029	222.7	41:20.606	37	1	2:14.550	54.768	49.483	30.299	75.5	57:59.938
28	1	1:26.127	24.133	32.166	29.828	197.4	42:46.733	38	1	1:24.818	23.043	32.149	29.626	236.3	59:24.756
29	1	1:25.314	23.660	31.791	29.863	229.3	44:12.047	39	1	1:24.224	23.066	31.516	29.642	233.3	1:00:48.980
30	1	1:26.197	24.229	32.132	29.836	218.6	45:38.244	<b>116</b> Ford GT40 1969 1. Damien KOHLER GT1							
31	1	1:25.622	23.789	31.974	29.859	231.3	47:03.866	1	1	1:41.886	35.902	34.398	31.586		1:41.886
32	1	1:25.765	23.646	31.829	30.290	231.3	48:29.631	2	1	1:30.515	25.318	33.559	31.638	203.0	3:12.401
33	1	1:25.831	23.964	31.817	30.050	213.0	49:55.462	3	1	1:30.058	25.088	33.489	31.481	212.2	4:42.459
34	1	1:41.611	24.946	32.274	44.391	213.0	51:37.073	4	1	1:29.808	25.084	33.363	31.361	210.9	6:12.267
35	1	3:27.555	1:00.465	59.938	1:27.152	68.6	55:04.628	5	1	1:29.783	24.899	<b>33.234</b>	31.650	214.3	7:42.050
36	1	2:41.626	1:02.573	1:02.158	36.895	64.6	57:46.254	6	1	1:30.102	25.630	<b>33.239</b>	<b>31.233</b>	204.2	9:12.152
37	1	1:26.754	24.667	31.969	30.118	217.3	59:13.008	7	1	1:30.154	25.031	33.695	31.428	214.3	10:42.306
38	1	1:28.155	24.980	32.980	30.195	216.4	1:00:41.163	8	1	1:30.216	24.841	33.475	31.900	218.6	12:12.522
<b>89</b> McLaren M6B 1968 1. Max BANKS P+2L 2. Andrew BANKS							9	1	1:33.638	25.893	34.771	32.974	204.5	13:46.160	
1	2	1:29.127	28.189	31.334	29.604		1:29.127	10	1	1:31.913	25.222	34.741	31.950	211.8	15:18.073
2	2	1:23.926	23.262	<b>30.995</b>	29.669	234.3	2:53.053	11	1	1:30.733	24.980	33.613	32.140	208.1	16:48.806
3	2	1:24.007	22.739	31.849	29.419	255.3	4:17.060	12	1	1:31.027	25.164	33.734	32.129	208.9	18:19.833
4	2	1:23.374	22.879	31.001	29.494	241.1	5:40.434	13	1	<b>1:29.599</b>	24.888	33.452	31.259	215.6	19:49.432
5	2	<b>1:23.227</b>	<b>22.662</b>	31.009	29.556	240.5	7:03.661	14	1	1:30.078	24.848	33.384	31.846	216.9	21:19.510
6	2	1:25.565	23.905	31.816	29.844	219.1	8:29.226	15	1	1:31.073	25.365	34.054	31.654	215.6	22:50.583
							16	1	1:29.708	<b>24.822</b>	33.411	31.475	216.9	24:20.291	
							17	1	1:29.678	25.041	33.293	31.344	220.4	25:49.969	



## CLASSIC ENDURANCE RACING 1 GRAND PRIX DE L'AGE D'OR RACE

### Sector Analysis

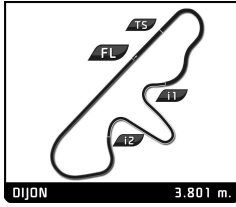
Lap under Red Flag													Invalidated Lap	Personal Best	Session Best	B Crossing the pit lane
Lap	D	Time	Sector 1	Sector 2	Sector 3	T. Spd	Elapsed	Lap	D	Time	Sector 1	Sector 2	Sector 3	T. Spd	Elapsed	
18	1	1:31.355	25.582	33.747	32.026	196.7	27:21.324	31	1	1:26.375	23.465	32.986	29.924	236.3	46:16.699	
19	1	3:55.414 <b>B</b>	25.224	34.044	2:56.146	215.6	31:16.738	32	1	1:25.516	23.906	31.470	30.140	241.6	47:42.215	
20	1	1:39.143	32.353	34.629	32.161	150.6	32:55.881	33	1	1:24.859	23.206	31.386	30.267	237.9	49:07.074	
21	1	1:32.073	25.866	34.278	31.929	206.9	34:27.954	34	1	1:23.838	22.991	31.137	29.710	252.9	50:30.912	
22	1	1:31.698	25.475	34.770	31.453	215.6	35:59.652	35	1	2:16.059	25.589	41.296	1:09.174	234.3	52:46.971	
23	1	1:31.708	25.597	34.128	31.983	213.0	37:31.360	36	1	2:56.192	50.136	52.144	1:13.912	76.3	55:43.163	
24	1	1:31.404	25.610	34.250	31.544	211.4	39:02.764	37	1	2:16.708	54.005	51.543	31.160	72.3	57:59.871	
25	1	1:31.490	24.987	34.111	32.392	224.1	40:34.254	38	1	1:25.113	23.402	32.139	29.572	238.9	59:24.984	
26	1	1:31.881	25.573	34.517	31.791	220.4	42:06.135	39	1	1:24.603	23.268	31.649	29.686	229.3	1:00:49.587	
27	1	1:31.030	25.304	34.131	31.595	227.4	43:37.165	<b>159</b> Porsche 911 Carrera RSR 3.0 1974 1. Jean-Louis BONNET GT1								
28	1	1:31.253	25.646	33.841	31.766	212.2	45:08.418	1	1	1:54.570	41.861	37.006	35.703		1:54.570	
29	1	1:30.972	25.485	33.799	31.688	218.2	46:39.390	2	1	1:40.096	28.008	36.337	35.751	168.2	3:34.666	
30	1	1:31.039	25.203	34.151	31.685	210.9	48:10.429	3	1	1:39.105	27.851	35.809	35.445	176.8	5:13.771	
31	1	1:31.773	26.075	34.348	31.350	214.7	49:42.202	4	1	1:40.139	27.707	36.679	35.753	170.6	6:53.910	
32	1	1:31.321	26.051	33.312	31.958	215.1	51:13.523	5	1	1:41.938	28.511	37.659	35.768	187.5	8:35.848	
33	1	2:55.608	53.668	51.374	1:10.566	53.2	54:09.131	6	1	1:42.860	27.631	40.170	<b>35.059</b>	174.2	10:18.708	
34	1	2:52.272	49.784	51.365	1:11.123	81.4	57:01.403	7	1	1:40.422	27.573	37.174	35.675	186.5	11:59.130	
35	1	1:44.808	38.487	34.363	31.958	78.1	58:46.211	8	1	1:40.130	27.245	37.023	35.862	189.1	13:39.260	
36	1	1:33.003	26.367	34.102	32.534	203.4	1:00:19.214	9	1	1:38.922	<b>26.617</b>	36.069	36.236	216.9	15:18.182	
37	1	1:33.096	25.645	34.888	32.563	208.1	1:01:52.310	10	1	<b>1:38.024</b>	26.760	36.008	35.256	203.4	16:56.206	
<b>124</b> Lola T70 Mk.3B Spyder 1968 1. Emile BREITMAYER P+2L							11	1	1:39.460	26.957	36.777	35.726	199.6	18:35.666		
1	1	1:31.044	29.017	31.989	30.038		1:31.044	12	1	1:41.051	28.241	36.623	36.187	164.1	20:16.717	
2	1	1:23.955	23.136	31.283	29.536	218.2	2:54.999	13	1	1:41.580	27.927	36.791	36.862	199.6	21:58.297	
3	1	1:23.384	22.957	30.980	29.447	239.5	4:18.383	14	1	1:40.483	27.899	36.444	36.140	194.9	23:38.780	
4	1	1:23.474	22.905	30.862	29.707	239.5	5:41.857	15	1	1:40.127	27.414	36.097	36.616	183.7	25:18.907	
5	1	1:23.768	23.028	31.369	29.371	236.3	7:05.625	16	1	4:13.940 <b>B</b>	28.062	36.899	3:08.979	186.5	29:32.847	
6	1	1:26.218	24.274	31.479	30.465	211.8	8:31.843	17	1	1:49.927	35.171	38.006	36.750	119.2	31:22.774	
7	1	<b>1:22.407</b>	22.573	<b>30.600</b>	<b>29.234</b>	248.8	9:54.250	18	1	1:39.113	27.850	<b>35.658</b>	35.605	212.2	33:01.887	
8	1	1:23.332	22.887	31.054	29.391	249.4	11:17.582	19	1	1:40.177	27.867	36.812	35.498	185.6	34:42.064	
9	1	1:24.946	23.413	30.863	30.670	237.4	12:42.528	20	1	1:40.710	28.524	36.229	35.957	204.2	36:22.774	
10	1	1:23.848	22.762	31.058	30.028	255.9	14:06.376	21	1	1:38.738	27.206	36.242	35.290	195.3	38:01.512	
11	1	1:24.162	23.486	31.083	29.593	236.8	15:30.538	22	1	1:38.835	27.350	35.714	35.771	188.5	39:40.347	
12	1	1:23.671	<b>22.506</b>	31.471	29.694	251.7	16:54.209	23	1	1:42.309	27.697	37.711	36.901	184.9	41:22.656	
13	1	1:24.266	22.843	31.206	30.217	245.5	18:18.475	24	1	1:40.086	28.201	36.335	35.550	182.4	43:02.742	
14	1	1:24.244	23.469	31.128	29.647	239.5	19:42.719	25	1	1:41.477	27.532	38.166	35.779	194.6	44:44.219	
15	1	1:25.774	23.148	32.559	30.067	252.3	21:08.493	26	1	1:42.542	28.872	37.107	36.563	198.5	46:26.761	
16	1	1:24.781	23.105	31.964	29.712	243.2	22:33.274	27	1	1:39.856	27.425	36.313	36.118	195.3	48:06.617	
17	1	1:24.068	22.987	31.505	29.576	246.0	23:57.342	28	1	1:41.075	27.558	38.340	35.177	194.6	49:47.692	
18	1	1:28.826	25.493	32.029	31.304	228.3	25:26.168	29	1	1:57.478	28.177	36.404	52.897	193.2	51:45.170	
19	1	3:47.689 <b>B</b>	22.930	31.331	2:53.428	244.9	29:13.857	30	1	3:21.517	58.080	56.935	1:26.502	75.3	55:06.687	
20	1	1:30.681	29.124	31.747	29.810	173.1	30:44.538	31	1	2:45.666	1:02.614	1:01.869	41.183	68.7	57:52.353	
21	1	1:23.858	22.807	31.146	29.905	251.2	32:08.396	32	1	1:39.607	26.895	37.474	35.238	212.2	59:31.960	
22	1	1:23.986	22.682	31.400	29.904	259.0	33:32.382	33	1	1:41.030	28.580	36.739	35.711	185.2	1:01:12.990	
23	1	1:25.087	23.683	31.201	30.203	241.1	34:57.469	<b>160</b> Lola T70 Mk.3B GT 1969 1. Jean-François BESSON P+2L 2. Guillaume GAGNARD								
24	1	1:24.675	23.325	31.480	29.870	243.2	36:22.144	1	1	1:35.506	32.508	32.508	30.490		1:35.506	
25	1	1:23.740	22.966	31.174	29.600	243.8	37:45.884	2	1	1:27.235	24.389	32.356	30.490	210.5	3:02.741	
26	1	1:26.437	23.291	33.214	29.932	229.8	39:12.321	3	1	1:25.112	23.464	31.522	30.126	238.9	4:27.853	
27	1	1:23.907	22.738	31.125	30.044	246.6	40:36.228	4	1	1:25.372	23.620	31.684	30.068	233.3	5:53.225	
28	1	1:24.438	23.348	31.278	29.812	243.8	42:00.666	5	1	<b>1:24.949</b>	23.456	31.469	30.024	235.3	7:18.174	
29	1	1:24.901	23.601	31.329	29.971	230.8	43:25.567									
30	1	1:24.757	23.040	31.338	30.379	241.6	44:50.324									



## CLASSIC ENDURANCE RACING 1 GRAND PRIX DE L'AGE D'OR RACE

### Sector Analysis

Lap under Red Flag													Invalidated Lap	Personal Best	Session Best	B Crossing the pit lane
Lap	D	Time	Sector 1	Sector 2	Sector 3	T. Spd	Elapsed	Lap	D	Time	Sector 1	Sector 2	Sector 3	T. Spd	Elapsed	
6	1	1:25.351	23.741	31.491	30.119	225.0	8:43.525	18	1	1:25.497	23.756	31.273	30.468	240.0	25:55.920	
7	1	1:26.532	24.211	31.851	30.470	210.9	10:10.057	19	1	4:11.020 B	23.920	31.872	3:15.228	242.2	30:06.940	
8	1	1:26.110	<b>23.281</b>	32.273	30.556	246.0	11:36.167	20	2	1:32.520	30.080	31.884	30.556	180.3	31:39.460	
9	1	1:26.455	23.424	31.784	31.247	237.9	13:02.622	21	2	1:26.785	23.864	31.712	31.209	234.3	33:06.245	
10	1	1:25.796	24.090	31.620	30.086	222.2	14:28.418	22	2	1:25.608	24.258	31.278	30.072	233.3	34:31.853	
11	1	1:25.681	23.747	31.830	30.104	229.8	15:54.099	23	2	<b>1:22.650</b>	22.730	30.725	29.195	255.3	35:54.503	
12	1	1:27.204	25.262	31.851	30.091	220.4	17:21.303	24	2	1:22.656	22.539	31.019	<b>29.098</b>	252.9	37:17.159	
13	1	1:27.118	23.861	32.846	30.411	236.8	18:48.421	25	2	1:23.187	22.622	31.019	29.546	248.3	38:40.346	
14	1	1:26.357	24.599	31.652	30.106	211.8	20:14.778	26	2	1:23.796	22.685	31.843	29.268	238.4	40:04.142	
15	1	1:25.103	23.624	<b>31.365</b>	30.114	241.1	21:39.881	27	2	1:23.422	22.637	30.992	29.793	246.6	41:27.564	
16	1	1:25.314	24.015	31.510	<b>29.789</b>	219.5	23:05.195	28	2	1:23.750	23.031	31.117	29.602	252.3	42:51.314	
17	1	1:25.820	24.259	31.599	29.962	222.7	24:31.015	29	2	1:22.946	<b>22.359</b>	30.811	29.776	257.1	44:14.260	
18	1	1:25.346	23.582	31.814	29.950	239.5	25:56.361	30	2	1:24.668	23.345	31.436	29.887	227.8	45:38.928	
19	1	1:25.914	23.918	31.934	30.062	232.3	27:22.275	31	2	1:24.053	23.287	31.326	29.440	250.6	47:02.981	
20	1	1:26.528	24.324	31.928	30.276	243.8	28:48.803	32	2	1:22.768	22.435	31.204	29.129	252.9	48:25.749	
21	1	3:53.375 B	24.110	31.995	2:57.270	218.2	32:42.178	33	2	1:23.067	22.408	31.309	29.350	253.5	49:48.816	
22	2	1:36.556	33.456	32.873	30.227	154.9	34:18.734	34	2	1:24.555	22.741	31.392	30.422	251.7	51:13.371	
23	2	1:27.927	23.878	33.154	30.895	230.8	35:46.661	35	2	2:54.358	51.671	52.479	1:10.208	52.4	54:07.729	
24	2	1:27.291	23.995	32.627	30.669	237.4	37:13.952	36	2	2:52.731	50.181	51.663	1:10.887	77.8	57:00.460	
25	2	1:28.289	24.475	33.449	30.365	226.9	38:42.241	37	2	1:37.281	36.999	30.804	29.478	76.4	58:37.741	
26	2	1:27.690	24.105	33.266	30.319	245.5	40:09.931	38	2	1:23.839	23.992	<b>30.662</b>	29.185	227.8	1:00:01.580	
27	2	1:28.138	24.584	32.890	30.664	217.7	41:38.069	39	2	1:24.023	23.258	31.344	29.421	236.3	1:01:25.603	
28	2	1:28.853	24.533	33.427	30.893	217.7	43:06.922	<b>186</b> Chevron B8 1969 1. Robert SHAW P-2L								
29	2	1:27.968	24.202	33.195	30.571	238.4	44:34.890	1	1	1:44.198	36.576	34.819	32.803		1:44.198	
30	2	1:27.601	24.049	33.433	30.119	225.0	46:02.491	2	1	<b>1:32.020</b>	25.464	34.027	32.529	198.9	3:16.218	
31	2	1:29.019	23.848	34.068	31.103	229.3	47:31.510	3	1	1:33.608	25.804	35.155	32.649	196.0	4:49.826	
32	2	1:27.695	24.164	32.819	30.712	216.9	48:59.205	4	1	1:34.224	25.891	35.465	32.868	197.1	6:24.050	
33	2	1:28.768	24.674	33.327	30.767	215.1	50:27.973	5	1	1:32.807	25.890	34.657	<b>32.260</b>	191.8	7:56.857	
34	2	2:18.198	25.638	43.840	1:08.720	221.8	52:46.171	6	1	1:32.077	25.381	34.365	32.331	219.1	9:28.934	
35	2	2:56.463	49.936	52.707	1:13.820	78.6	55:42.634	7	1	1:32.076	25.595	34.034	32.447	197.4	11:01.010	
36	2	2:20.690	54.138	52.638	33.914	71.4	58:03.324	8	1	1:34.872	26.232	36.206	32.434	189.1	12:35.882	
37	2	1:30.432	25.918	33.258	31.256	210.1	59:33.756	9	1	1:32.582	25.483	<b>34.018</b>	33.081	216.4	14:08.464	
38	2	1:33.063	27.678	34.720	30.665	205.7	1:01:06.819	10	1	1:32.888	<b>25.032</b>	35.133	32.723	205.3	15:41.352	
<b>170</b> Lola T70 Mk.3 1969 1. Bruno PEREIRA 2. Charlie HYETT P+2L																
1	1	1:32.878	29.984	31.891	31.003		1:32.878	11	1	1:33.199	25.398	34.666	33.135	203.0	17:14.551	
2	1	1:26.297	24.016	32.097	30.184	220.9	2:59.175	12	1	1:33.342	25.810	34.436	33.096	198.5	18:47.893	
3	1	1:26.314	23.917	31.851	30.546	224.5	4:25.489	13	1	1:34.323	26.522	34.698	33.103	189.5	20:22.216	
4	1	1:25.623	23.716	31.557	30.350	235.8	5:51.112	14	1	1:32.367	25.155	34.418	32.794	218.2	21:54.583	
5	1	1:25.319	23.515	31.184	30.620	243.8	7:16.431	15	1	1:32.922	25.481	34.806	32.635	194.6	23:27.505	
6	1	1:25.666	23.537	31.619	30.510	250.6	8:42.097	16	1	1:33.953	25.688	34.229	34.036	200.0	25:01.458	
7	1	1:26.428	24.012	32.046	30.370	222.7	10:08.525	17	1	1:33.146	25.746	34.832	32.568	204.2	26:34.604	
8	1	1:26.581	24.217	31.803	30.561	223.1	11:35.106	18	1	1:33.344	25.392	35.407	32.545	203.0	28:07.948	
9	1	1:27.242	23.656	32.272	31.314	234.3	13:02.348	19	1	1:34.073	26.026	34.644	33.403	190.8	29:42.021	
10	1	1:25.711	23.785	31.444	30.482	234.8	14:28.059	20	1	1:33.305	26.002	34.684	32.619	192.2	31:15.326	
11	1	1:25.376	23.757	31.564	30.055	238.9	15:53.435	21	1	4:00.334 B	26.109	34.753	2:59.472	191.5	35:15.660	
12	1	1:26.799	24.775	31.645	30.379	210.9	17:20.234	22	1	1:41.327	33.510	34.699	33.118	143.4	36:56.987	
13	1	1:26.533	24.012	31.812	30.709	226.4	18:46.767	23	1	1:32.958	25.631	34.578	32.749	202.2	38:29.945	
14	1	1:27.388	24.537	31.980	30.871	220.4	20:14.155	24	1	1:34.293	25.268	35.600	33.425	205.3	40:04.238	
15	1	1:25.516	23.889	31.323	30.304	227.8	21:39.671	25	1	1:33.342	25.897	34.806	32.639	203.4	41:37.580	
16	1	1:25.268	23.716	31.433	30.119	227.8	23:04.939	26	1	1:35.186	26.402	36.011	32.773	200.0	43:12.766	
17	1	1:25.484	23.532	31.322	30.630	236.8	24:30.423	27	1	1:32.642	25.196	34.793	32.653	213.9	44:45.408	
								28	1	1:34.731	26.727	35.579	32.425	207.3	46:20.139	



## CLASSIC ENDURANCE RACING 1 GRAND PRIX DE L'AGE D'OR RACE

### Sector Analysis

Lap under Red Flag    Invalidated Lap    Personal Best    Session Best    B Crossing the pit lane

Lap	D	Time	Sector 1	Sector 2	Sector 3	T. Spd	Elapsed	Lap	D	Time	Sector 1	Sector 2	Sector 3	T. Spd	Elapsed
29	1	1:32.235	25.574	34.314	32.347	206.5	47:52.374								
30	1	1:35.189	25.712	37.143	32.334	193.5	49:27.563								
31	1	1:36.717	27.248	36.084	33.385	205.3	51:04.280								
32	1	2:45.194	42.777	52.809	1:09.608	158.6	53:49.474								
33	1	2:48.822	49.179	51.492	1:08.151	77.4	56:38.296								
34	1	1:57.020	48.278	35.821	32.921	79.2	58:35.316								
35	1	1:35.169	26.541	35.931	32.697	192.2	1:00:10.485								
36	1	1:34.142	25.902	35.222	33.018	198.9	1:01:44.627								

**888** Porsche 911 Carrera RSR 3.0 1974  
1. Cédric KLÄUSLER GT1

1	1	1:44.283	36.214	34.692	33.377		1:44.283								
2	1	<b>1:33.854</b>	25.925	34.457	33.472	187.8	3:18.137								
3	1	1:34.021	26.122	34.622	<b>33.277</b>	194.2	4:52.158								
4	1	1:34.016	25.787	34.514	33.715	211.4	6:26.174								
5	1	1:34.612	26.260	34.651	33.701	184.9	8:00.786								
6	1	1:34.345	25.755	34.578	34.012	207.3	9:35.131								
7	1	1:34.743	25.832	34.927	33.984	206.9	11:09.874								
8	1	1:35.630	27.144	34.865	33.621	200.7	12:45.504								
9	1	1:34.043	26.001	<b>34.307</b>	33.735	208.9	14:19.547								
10	1	1:34.494	<b>25.627</b>	34.478	34.389	208.9	15:54.041								
11	1	1:35.964	26.329	36.160	33.475	201.1	17:30.005								
12	1	1:35.161	26.254	35.150	33.757	205.3	19:05.166								
13	1	1:36.220	26.528	34.712	34.980	207.7	20:41.386								
14	1	1:35.254	26.116	35.424	33.714	219.1	22:16.640								
15	1	1:35.726	26.117	35.198	34.411	208.9	23:52.366								
16	1	1:36.818	26.510	35.241	35.067	203.4	25:29.184								
17	1	4:08.497 <b>B</b>	26.166	35.652	3:06.679	218.2	29:37.681								
18	1	1:43.173	31.894	36.746	34.533	149.0	31:20.854								
19	1	1:35.754	26.560	35.064	34.130	202.2	32:56.608								
20	1	1:36.625	26.238	35.955	34.432	210.1	34:33.233								
21	1	1:36.264	26.652	35.239	34.373	212.2	36:09.497								
22	1	1:36.079	26.586	35.421	34.072	209.7	37:45.576								
23	1	1:36.716	26.713	35.761	34.242	201.5	39:22.292								
24	1	1:37.348	26.387	36.390	34.571	208.9	40:59.640								
25	1	1:35.988	26.557	35.080	34.351	210.5	42:35.628								
26	1	1:36.742	27.509	35.002	34.231	216.0	44:12.370								
27	1	1:35.483	26.443	35.103	33.937	208.1	45:47.853								
28	1	1:37.332	26.691	35.385	35.256	213.0	47:25.185								
29	1	1:36.743	26.462	35.889	34.392	209.7	49:01.928								
30	1	1:38.383	26.902	35.961	35.520	209.7	50:40.311								
31	1	2:29.653	28.607	50.211	1:10.835	203.0	53:09.964								
32	1	2:50.738	50.947	51.093	1:08.698	77.3	56:00.702								
33	1	2:12.713	49.883	46.622	36.208	82.1	58:13.415								
34	1	1:38.766	27.071	36.069	35.626	207.7	59:52.181								
35	1	1:40.727	27.139	38.556	35.032	206.5	1:01:32.908								