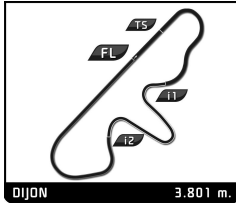


## CLASSIC ENDURANCE RACING 1 GRAND PRIX DE L'AGE D'OR QUALIFYING

### Sector Analysis

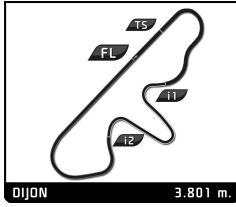
Lap under Red Flag							Invalidated Lap		Personal Best		Session Best		B Crossing the pit lane				
Lap	D	Time	Sector 1	Sector 2	Sector 3	T. Spd	Elapsed	Lap	D	Time	Sector 1	Sector 2	Sector 3	T. Spd	Elapsed		
<b>1</b>	Porsche 917 K 1970 1. Claudio RODDARO							P+2L		7	1	1:27.808	24.164	32.965	30.679	246.0	11:36.256
	1	2:35.465	1:23.920	38.370	33.175	141.0	2:35.465	8	1	1:25.743	23.484	31.918	30.341	240.0	13:01.999		
	2	1:31.765	26.625	34.083	31.057	202.2	4:07.230	9	1	5:46.283 B	24.959	33.243	4:48.081	198.5	18:48.282		
	3	1:25.485	23.503	32.017	29.965	231.3	5:32.715	10	1	1:37.976	34.377	32.662	30.937	131.4	20:26.258		
	4	1:24.552	23.617	31.882	29.053	235.3	6:57.267	11	1	1:26.794	23.452	32.278	31.064	237.4	21:53.052		
	5	1:23.631	22.853	31.603	29.175	248.8	8:20.898	12	1	1:28.215	24.945	33.176	30.094	231.3	23:21.267		
	6	1:23.906	23.729	31.223	28.954	248.8	9:44.804	13	1	1:24.892	23.599	31.658	<b>29.635</b>	234.8	24:46.159		
	7	1:25.270	23.528	32.636	29.106	227.8	11:10.074	14	1	1:26.370	<b>23.358</b>	32.476	30.536	240.0	26:12.529		
	8	3:35.986 B	23.740	32.821	2:39.425	225.5	14:46.060	15	1	1:25.777	23.606	32.145	30.026	236.8	27:38.306		
	9	1:31.611	29.550	32.917	29.144	153.6	16:17.671	16	1	<b>1:24.811</b>	23.430	<b>31.559</b>	29.822	238.4	29:03.117		
	10	1:23.575	22.739	31.579	29.257	246.6	17:41.246										
	11	1:23.348	22.805	31.986	<b>28.557</b>	247.7	19:04.594										
	12	1:26.368	24.389	32.589	29.390	248.3	20:30.962										
	13	1:24.368	23.950	31.568	28.850	228.8	21:55.330										
	14	1:25.510	23.609	32.670	29.231	234.3	23:20.840										
	15	<b>1:22.711</b>	22.921	31.180	28.610	239.5	24:43.551										
	16	1:24.073	22.672	32.003	29.398	246.0	26:07.624										
	17	1:23.011	22.966	31.123	28.922	250.6	27:30.635										
	18	<del>1:22.620</del>	<b>22.610</b>	<b>31.007</b>	29.003	249.4	28:53.255										
	19	1:22.883	22.810	31.208	28.865	249.4	30:16.138										
	20	1:22.726	22.921	31.155	28.650	244.3	31:38.864										
<b>4</b>	Porsche 908/03 1971 1. Henrique GEMPERLE 2. Marc de SIEBENTHAL							P+2L		1	2	2:20.679	1:09.635	40.456	30.588	55.8	2:20.679
	2	1:33.344	22.629	40.706	30.009		3:54.023	2	2	1:29.894	24.838	33.105	<b>31.951</b>	222.7	4:51.711		
	3	1:23.520	22.477	31.180	29.863		5:17.543	3	2	1:31.543	25.288	33.485	32.770	214.7	6:23.254		
	4	<b>1:21.942</b>	<b>22.202</b>	<b>30.479</b>	<b>29.261</b>	250.6	6:39.485	4	2	1:31.162	25.176	33.460	32.526	225.0	7:54.416		
								5	2	1:29.551	24.587	32.875	32.089	226.9	9:23.967		
								6	2	1:32.515	25.808	34.061	32.646	194.6	10:56.482		
								7	2	<b>1:28.960</b>	24.286	32.685	31.989	226.9	12:25.442		
								8	2	1:29.617	<b>24.142</b>	32.836	32.639	232.8	13:55.059		
								9	2	3:29.604 B	24.176	<b>32.652</b>	2:32.776	230.8	17:24.663		
								10	1	1:50.451	38.600	37.061	34.790	107.6	19:15.114		
								11	1	1:36.371	26.677	34.969	34.725	216.0	20:51.485		
								12	1	1:37.109	27.446	35.627	34.036	220.4	22:28.594		
								13	1	1:33.932	26.466	34.057	33.409	218.6	24:02.526		
								14	1	1:35.051	26.660	34.468	33.923	193.2	25:37.577		
<b>14</b>	Lola T70 Mk.3 1969 1. Olivier BREITMAYER							P+2L		1	1	2:25.484	1:10.404	41.465	33.615	53.8	2:25.484
	2	1:30.836	25.289	34.368	31.179	213.9	3:56.320	2	1	1:30.836	25.289	34.368	31.179	213.9	3:56.320		
	3	1:26.342	23.953	31.909	<b>30.480</b>	226.9	5:22.662	3	1	1:26.342	23.953	31.909	<b>30.480</b>	226.9	5:22.662		
	4	1:27.202	23.852	32.472	30.878	240.0	6:49.864	4	1	1:27.202	23.852	32.472	30.878	240.0	6:49.864		
	5	1:26.268	23.889	31.574	30.805	243.2	8:16.132	5	1	1:26.268	23.889	31.574	30.805	243.2	8:16.132		
	6	1:25.717	23.774	31.321	30.622	240.5	9:41.849	6	1	1:25.717	23.774	31.321	30.622	240.5	9:41.849		
	7	6:08.334 B	25.393	38.079	5:04.862	224.5	15:50.183	7	1	6:08.334 B	25.393	38.079	5:04.862	224.5	15:50.183		
	8	1:41.280	35.997	34.201	31.082	124.3	17:31.463	8	1	1:41.280	35.997	34.201	31.082	124.3	17:31.463		
	9	1:25.579	23.627	31.107	30.845	228.8	18:57.042	9	1	1:25.579	23.627	31.107	30.845	228.8	18:57.042		
	10	<b>1:25.161</b>	23.604	<b>30.800</b>	30.757	231.8	20:22.203	10	1	<b>1:25.161</b>	23.604	<b>30.800</b>	30.757	231.8	20:22.203		
	11	9:56.301 B	23.642	33.697	8:58.962	217.3	30:18.504	11	1	9:56.301 B	23.642	33.697	8:58.962	217.3	30:18.504		
	12	1:40.789	37.130	32.439	31.220	134.0	31:59.293	12	1	1:40.789	37.130	32.439	31.220	134.0	31:59.293		
	13	1:25.653	<b>23.355</b>	31.451	30.847	235.3	33:24.946	13	1	1:25.653	<b>23.355</b>	31.451	30.847	235.3	33:24.946		
<b>15</b>	Chevron B19 1971 1. John EMBERSON							P-2L		1	1	2:22.664	1:10.424	39.929	32.311	52.6	2:22.664
	2	1:28.426	24.330	33.296	30.800	217.3	3:51.090	2	1	1:28.426	24.330	33.296	30.800	217.3	3:51.090		
	3	1:27.193	24.227	32.115	30.851	206.1	5:18.283	3	1	1:27.193	24.227	32.115	30.851	206.1	5:18.283		
	4	1:26.173	23.271	32.176	30.726	224.1	6:44.456	4	1	1:26.173	23.271	32.176	30.726	224.1	6:44.456		
	5	1:26.218	23.590	32.100	30.528	214.7	8:10.674	5	1	1:26.218	23.590	32.100	30.528	214.7	8:10.674		
	6	1:27.180	23.394	32.164	31.622	210.5	9:37.854	6	1	1:27.180	23.394	32.164	31.622	210.5	9:37.854		
	7	1:28.614	24.232	33.264	31.118	212.6	11:06.468	7	1	1:28.614	24.232	33.264	31.118	212.6	11:06.468		



## CLASSIC ENDURANCE RACING 1 GRAND PRIX DE L'AGE D'OR QUALIFYING

### Sector Analysis

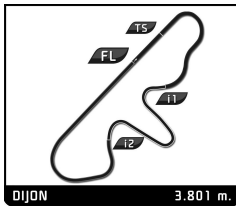
Lap under Red Flag											Invalidated Lap		Personal Best		Session Best		B Crossing the pit lane		
Lap	D	Time	Sector 1	Sector 2	Sector 3	T. Spd	Elapsed	Lap	D	Time	Sector 1	Sector 2	Sector 3	T. Spd	Elapsed				
8	1	4:58.925 <b>B</b>	24.069	35.178	3:59.678	202.2	16:05.393	20	2	1:42.278	40.142	32.056	30.080	72.9	38:15.834				
9	1	1:44.089	33.713	37.685	32.691	135.5	17:49.482	21	2	1:27.811	25.446	31.802	30.563	185.9	39:43.645				
10	1	1:26.878	24.577	32.198	30.103	189.1	19:16.360	22	2	1:24.480	22.280	32.402	29.798	250.0	41:08.125				
11	1	1:26.356	24.316	31.419	30.621	213.0	20:42.716	23	2	<del>1:20.954</del>	<b>21.921</b>	30.052	<b>28.981</b>	251.2	42:29.079				
12	1	<b>1:24.255</b>	22.987	31.443	<b>29.825</b>	214.3	22:06.971	<b>21</b> De Tomaso Pantera Gr. IV 1975 1. Detlef VON DER LIECK GT1 2. Ralf KELLENNERS											
13	1	1:27.922	23.543	32.698	31.681	216.4	23:34.893	1	2	3:25.905	2:17.173	36.193	32.539		3:25.905				
14	1	1:27.908	25.506	32.194	30.208	206.1	25:02.801	2	2	<b>1:27.407</b>	<b>24.185</b>	<b>32.255</b>	<b>30.967</b>		4:53.312				
15	1	1:26.883	24.215	31.969	30.699	205.7	26:29.684	3	2	5:16.978 <b>B</b>	25.134	34.610	4:17.234		10:10.290				
16	1	1:24.831	23.010	31.764	30.057	220.0	27:54.515	4	1	1:54.414	39.989	39.342	35.083	109.3	12:04.704				
17	1	3:21.933 <b>B</b>	23.710	33.145	2:25.078	224.1	31:16.448	5	1	1:37.417	27.682	35.699	34.036	172.8	13:42.121				
18	1	1:37.648	31.760	31.590	34.298	136.0	32:54.096	6	1	1:37.007	27.282	35.628	34.097	177.9	15:19.128				
19	1	2:05.869	23.259	31.871	1:10.739	214.7	34:59.965	7	1	1:35.899	27.609	34.843	33.447	194.9	16:55.027				
20	1	2:27.459	51.021	52.081	44.357	73.2	37:27.424	8	1	1:35.065	26.788	34.816	33.461	199.6	18:30.092				
21	1	1:25.956	23.709	31.987	30.260	220.0	38:53.380	9	1	1:34.810	26.783	34.759	33.268	195.7	20:04.902				
22	1	1:24.718	23.354	<b>31.330</b>	30.034	223.6	40:18.098	10	1	1:36.434	27.345	35.721	33.368	191.5	21:41.336				
23	1	1:24.998	<b>22.761</b>	31.867	30.370	225.5	41:43.096	11	1	1:34.547	26.467	34.918	33.162	186.2	23:15.883				
24	1	1:26.148	23.164	31.778	31.206	220.4	43:09.244	12	1	4:22.890 <b>B</b>	26.543	35.859	3:20.488	200.7	27:38.773				
25	1	1:24.543	22.898	31.362	30.283	225.9	44:33.787	13	1	1:46.634	35.266	37.023	34.345	119.5	29:25.407				
26	1	1:25.494	23.194	31.548	30.752	226.4	45:59.281	14	1	1:34.350	26.256	34.591	33.503	205.7	30:59.757				
<b>16</b> Lola T212 1971 P-2L 1. Serge KRINKNOFF																			
1	1	5:40.848	4:13.974	46.860	40.014	104.0	5:40.848	15	1	1:35.529	26.434	35.179	33.916	200.4	32:35.286				
2	1	1:35.409	29.181	34.477	31.751	160.5	7:16.257	16	1	1:49.533	26.868	34.949	47.716	196.4	34:24.819				
3	1	1:24.236	23.428	30.919	<b>29.889</b>	220.0	8:40.493	17	1	2:58.918 <b>B</b>	48.177	49.532	1:21.209	82.3	37:23.737				
4	1	15:56.401 <b>B</b>	28.089	37.193	...	209.7	24:36.894	18	1	1:41.108	33.448	34.990	32.670	132.2	39:04.845				
5	1	1:49.506	42.324	35.123	32.059	99.7	26:26.400	19	1	1:36.630	26.066	36.022	34.542	208.1	40:41.475				
6	1	1:25.155	23.546	31.226	30.383	222.2	27:51.555	<b>33</b> Lola T70 Mk.3 1967 P+2L 1. Rory JACK 2. Roderick JACK											
7	1	9:01.570 <b>B</b>	23.788	38.234	7:59.548	216.9	36:53.125	1	1	2:34.819	1:22.919	38.114	33.786	129.0	2:34.819				
8	1	1:45.655	39.136	34.356	32.163	118.8	38:38.780	2	1	1:31.198	26.233	33.954	31.011	200.7	4:06.017				
9	1	<b>1:24.167</b>	<b>23.078</b>	<b>30.795</b>	30.294	230.8	40:02.947	3	1	1:28.236	25.333	32.025	30.878	208.5	5:34.253				
<b>19</b> Chevron B19 1971 P-2L 1. Rolf SIGRIST 2. Nigel GREENSALL																			
1	1	2:50.704	1:37.107	38.909	34.688	108.3	2:50.704	4	1	1:27.122	25.195	31.838	<b>30.089</b>	248.8	7:01.375				
2	1	5:33.815 <b>B</b>	27.006	35.970	4:30.839	192.5	8:24.519	5	1	<b>1:25.914</b>	24.047	31.661	30.206	243.8	8:27.289				
3	1	1:41.960	34.042	35.470	32.448	154.3	10:06.479	6	1	1:26.171	24.283	<b>31.567</b>	30.321	221.3	9:53.460				
4	1	1:31.245	25.611	34.198	31.436	218.2	11:37.724	7	1	7:50.568 <b>B</b>	39.692	37.596	6:33.280	264.1	17:44.028				
5	1	1:26.821	23.562	31.788	31.471	235.3	13:04.545	8	2	1:42.518	35.676	33.979	32.863	123.1	19:26.546				
6	1	1:27.472	23.851	32.297	31.324	244.9	14:32.017	9	2	3:26.904 <b>B</b>	25.511	35.381	2:26.012	210.9	22:53.450				
7	1	1:25.899	23.563	32.087	30.249	241.6	15:57.916	10	2	1:42.007	33.633	35.546	32.828	131.7	24:35.457				
8	1	1:25.797	23.152	31.369	31.276	240.0	17:23.713	11	2	1:31.958	26.264	33.710	31.984	228.8	26:07.415				
9	1	1:25.621	23.204	32.048	30.369	240.5	18:49.334	12	2	1:30.754	26.072	33.057	31.625	201.9	27:38.169				
10	1	1:25.740	23.687	31.448	30.605	240.5	20:15.074	13	2	1:28.539	24.759	32.557	31.223	210.9	29:06.708				
11	1	1:25.790	22.791	31.264	31.735	246.0	21:40.864	14	2	1:28.090	24.515	32.667	30.908	209.3	30:34.798				
12	1	1:23.789	22.929	30.967	29.893	246.0	23:04.653	15	2	1:27.515	24.149	32.261	31.105	209.3	32:02.313				
13	1	3:31.522 <b>B</b>	23.105	33.032	2:35.385	247.7	26:36.175	16	2	1:26.838	<b>23.893</b>	32.394	30.551	221.8	33:29.151				
14	2	1:34.721	30.959	33.797	29.965	146.3	28:10.896	17	2	2:34.795	29.628	52.634	1:12.533	189.5	36:03.946				
15	2	1:24.474	22.173	31.891	30.410	249.4	29:35.370	18	2	1:56.836	48.435	36.612	31.789	80.5	38:00.782				
16	2	1:22.238	22.347	30.197	29.694	247.7	30:57.608	<b>35</b> Lola T70 Mk.3B GT 1969 P+2L 1. Armand MILLE											
17	2	<b>1:21.672</b>	22.153	<b>29.984</b>	29.535	250.6	32:19.280	1	1	2:27.992	1:19.324	37.326	31.342	128.0	2:27.992				
18	2	1:23.512	22.049	31.525	29.938	254.7	33:42.792	2	1	1:27.538	24.578	32.899	30.061	208.5	3:55.530				
19	2	2:50.764	37.638	59.302	1:13.824	253.5	36:33.556	3	1	1:23.277	22.997	31.072	29.208	222.2	5:18.807				



## CLASSIC ENDURANCE RACING 1 GRAND PRIX DE L'AGE D'OR QUALIFYING

### Sector Analysis

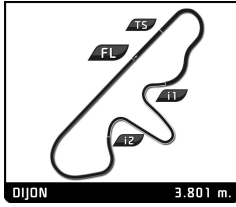
											Lap under Red Flag	Invalidated Lap	Personal Best	Session Best	B Crossing the pit lane	
Lap	D	Time	Sector 1	Sector 2	Sector 3	T. Spd	Elapsed	Lap	D	Time	Sector 1	Sector 2	Sector 3	T. Spd	Elapsed	
4	1	1:23.381	23.053	30.798	29.530	211.8	6:42.188	3	1	<b>1:39.083</b>	27.891	35.859	35.333	197.8	6:17.338	
5	1	1:22.589	22.695	30.806	29.088	231.3	8:04.777	4	1	1:40.285	28.288	36.689	35.308	190.5	7:57.623	
6	1	1:24.662	22.885	31.096	30.681	225.5	9:29.439	5	1	1:39.317	27.904	36.022	35.391	198.5	9:36.940	
7	1	1:24.888	22.895	31.894	30.099	234.8	10:54.327	6	1	1:42.528	28.581	37.243	36.704	190.1	11:19.468	
8	1	3:33.905 <b>B</b>	23.494	31.294	2:39.117	232.8	14:28.232	7	1	1:40.596	28.368	36.571	35.657	199.3	13:00.064	
9	1	1:32.934	31.455	31.247	30.232	168.5	16:01.166	8	1	1:40.585	28.685	36.160	35.740	188.2	14:40.649	
10	1	1:23.237	23.172	30.716	29.349	227.4	17:24.403	9	1	1:39.446	<b>27.713</b>	36.007	35.726	195.3	16:20.095	
11	1	1:25.219	24.216	31.603	29.400	234.8	18:49.622	10	1	4:17.452 <b>B</b>	28.091	36.602	3:12.759	192.9	20:37.547	
12	1	1:23.058	22.731	30.987	29.340	244.3	20:12.680	11	2	2:03.144	40.621	43.978	38.545	116.1	22:40.691	
13	1	4:29.788 <b>B</b>	22.593	31.576	3:35.619	238.4	24:42.468	12	2	1:47.812	29.642	39.920	38.250	165.1	24:28.503	
14	1	1:39.862	33.839	34.466	31.557	124.1	26:22.330	13	2	1:46.646	29.195	39.506	37.945	168.0	26:15.149	
15	1	1:28.227	25.084	32.422	30.721	193.2	27:50.557	14	2	1:46.011	29.761	39.604	36.646	161.7	28:01.160	
16	1	1:26.285	24.234	32.638	29.413	205.7	29:16.842	15	2	1:45.530	28.764	39.327	37.439	165.1	29:46.690	
17	1	1:23.385	22.589	31.714	<b>29.082</b>	229.3	30:40.227	16	2	1:42.301	28.804	38.036	35.461	162.7	31:28.991	
18	1	<b>1:21.716</b>	22.288	<b>30.070</b>	29.358	238.4	32:01.943	17	2	1:43.297	29.396	38.414	35.487	168.2	33:12.288	
19	1	1:22.157	22.323	30.286	29.548	232.3	33:24.100	18	2	2:36.062	29.626	52.754	1:13.682	162.4	35:48.350	
20	1	2:25.127	22.371	51.572	1:11.184	226.4	35:49.227	19	2	2:14.697	52.291	45.848	36.558	75.8	38:03.047	
21	1	2:02.635	52.722	40.179	29.734	73.6	37:51.862	20	2	1:45.162	29.672	38.425	37.065	177.9	39:48.209	
22	1	1:22.024	<b>22.218</b>	30.425	29.381	240.0	39:13.886	21	2	1:42.509	29.032	37.642	35.835	166.2	41:30.718	
23	1	1:26.473	24.262	31.111	31.100	214.3	40:40.359	22	2	1:41.672	28.478	37.847	35.347	170.9	43:12.390	
<b>36</b> Porsche 910 1967 1. Jürgen RUDOLPH P+2L																
1	1	3:08.762	1:51.439	39.908	37.415	115.6	3:08.762	1	2	2:24.011	1:11.710	40.831	31.470	58.7	2:24.011	
2	1	1:37.448	29.042	34.814	33.592	181.8	4:46.210	2	2	1:24.529	23.284	31.859	29.386	248.8	3:48.540	
3	1	1:33.884	26.451	33.775	33.658	198.9	6:20.094	3	2	1:22.821	22.989	30.795	29.037	246.6	5:11.361	
4	1	1:32.614	25.710	34.300	32.604	207.3	7:52.708	4	2	<b>1:21.678</b>	22.223	30.525	<b>28.930</b>	261.5	6:33.039	
5	1	1:30.284	24.993	32.903	32.388	224.5	9:22.992	5	2	4:53.293 <b>B</b>	<b>22.219</b>	30.667	4:00.407	254.7	11:26.332	
6	1	1:30.420	24.817	33.306	<b>32.297</b>	217.3	10:53.412	6	1	1:32.568	30.034	32.438	30.096	165.9	12:58.900	
7	1	1:30.451	25.357	32.612	32.482	220.0	12:23.863	7	1	1:27.068	24.802	32.228	30.038	209.7	14:25.968	
8	1	1:30.076	24.508	32.564	33.004	222.7	13:53.939	8	1	1:25.616	24.210	31.776	29.630	218.6	15:51.584	
9	1	<b>1:29.370</b>	24.491	<b>32.454</b>	32.425	227.4	15:23.309	9	1	1:25.355	24.317	31.580	29.458	224.5	17:16.939	
10	1	5:49.361 <b>B</b>	28.970	37.909	4:42.482	200.7	21:12.670	10	1	1:24.554	23.434	31.643	29.477	233.8	18:41.493	
11	1	1:55.350	37.341	41.424	36.585	112.9	23:08.020	11	1	1:25.010	23.986	31.348	29.676	209.3	20:06.503	
12	1	1:35.834	27.420	35.294	33.120	180.0	24:43.854	12	1	1:24.942	23.365	31.903	29.674	222.7	21:31.445	
13	1	1:32.531	24.775	34.134	33.622	214.3	26:16.385	13	1	1:24.452	23.418	31.628	29.406	225.0	22:55.897	
14	1	1:33.679	27.282	33.964	32.433	202.2	27:50.064	14	1	1:24.651	23.140	31.606	29.905	226.9	24:20.548	
15	1	1:31.046	<b>24.324</b>	34.015	32.707	224.1	29:21.110	15	1	1:24.716	23.485	31.256	29.975	225.0	25:45.264	
16	1	1:29.939	24.803	32.623	32.513	225.5	30:51.049	16	1	1:24.094	23.140	31.255	29.699	237.4	27:09.358	
<b>37</b> Lola T70 Mk.3 1967 1. Romain BELLETESTE P+2L 2. Christophe GADAIS																
1	1	3:11.494	1:59.845	35.978	35.671	131.7	3:11.494	17	1	1:24.123	22.957	31.587	29.579	237.4	28:33.481	
2	1	4:23.776 <b>B</b>	27.950	34.971	3:20.855	188.5	7:35.270	18	1	1:24.112	23.065	31.270	29.777	233.8	29:57.593	
3	1	1:40.563	34.199	34.773	31.591	134.0	9:15.833	19	1	1:24.161	22.819	31.566	29.776	246.6	31:21.754	
4	1	1:28.805	25.004	32.802	30.999	225.5	10:44.638	20	1	1:24.939	23.566	31.776	29.597	235.8	32:46.693	
5	1	<b>1:28.113</b>	<b>24.755</b>	<b>32.510</b>	30.848	229.8	12:12.751	21	1	4:07.977 <b>B</b>	23.191	31.377	3:13.409	241.6	36:54.670	
6	1	1:28.344	25.105	32.774	<b>30.465</b>	208.5	13:41.095	22	2	1:33.864	33.991	30.677	29.196	134.2	38:28.534	
<b>39</b> Porsche 911 Carrera RSR 3.0 1975 1. Vincent MARTIN GT1 2. Paul MARTIN																
1	1	2:58.739	1:39.351	41.549	37.839	106.1	2:58.739	23	2	1:22.092	22.386	30.465	29.241	254.7	39:50.626	
2	1	1:39.516	28.470	<b>35.578</b>	35.468	189.1	4:38.255	24	2	1:26.715	23.588	31.260	31.867	240.0	41:17.341	
<b>43</b> Porsche 911 Carrera RSR 2.8 1973 1. Grégoire AUDI GT1 2. Hervé GREMION																
25	2	1:21.980	22.358	<b>30.403</b>	29.219	252.9	42:39.321	25	2	1:21.980	22.358	<b>30.403</b>	29.219	252.9	42:39.321	



## CLASSIC ENDURANCE RACING 1 GRAND PRIX DE L'AGE D'OR QUALIFYING

### Sector Analysis

Lap under Red Flag							Invalidated Lap		Personal Best		Session Best		B Crossing the pit lane		
Lap	D	Time	Sector 1	Sector 2	Sector 3	T. Spd	Elapsed	Lap	D	Time	Sector 1	Sector 2	Sector 3	T. Spd	Elapsed
<b>45</b> Chevron B19 1971 1. Gianluigi CANDIANI 2. Frédéric ROUVIER P-2L															
1	1	1:39.769	34.343	33.307	32.119	129.3	1:39.769								
2	1	<del>1:30.885</del>	24.231	32.655	33.999	229.8	3:10.654								
3	1	<del>1:29.282</del>	24.220	33.031	32.031	217.7	4:39.936								
4	1	1:29.090	24.128	32.380	32.582	233.8	6:09.026								
5	1	1:29.435	25.110	32.804	31.521	244.9	7:38.461								
6	1	1:30.121	24.421	32.925	32.775	227.8	9:08.582								
7	1	1:29.806	25.061	32.878	31.867	213.0	10:38.388								
8	1	1:30.611	24.652	33.575	32.384	219.1	12:08.999								
9	1	<del>1:29.102</del>	24.573	32.812	31.717	212.6	13:38.101								
10	1	<del>1:29.056</del>	24.419	32.763	31.874	227.4	15:07.157								
11	1	1:29.692	24.566	32.893	32.233	219.1	16:36.849								
12	1	1:29.377	24.639	32.822	31.916	220.4	18:06.226								
13	1	1:28.747	24.014	32.622	32.111	236.8	19:34.973								
14	1	4:25.246 B	25.058	32.566	3:27.622	230.3	24:00.219								
15	2	1:32.996	29.562	32.484	30.950	157.2	25:33.215								
16	2	1:24.290	23.042	31.047	30.201	232.8	26:57.505								
17	2	1:26.471	23.504	31.864	31.103	233.3	28:23.976								
18	2	1:24.530	23.013	31.299	30.218	235.3	29:48.506								
19	2	1:25.012	22.809	31.808	30.395	231.8	31:13.518								
20	2	1:24.088	22.777	31.142	30.169	241.1	32:37.606								
21	2	5:00.065 B	23.397	31.544	4:05.124	236.8	37:37.671								
22	2	1:32.648	29.215	31.750	31.683	159.3	39:10.319								
23	2	4:03.132 B	22.965	31.970	3:08.197	233.3	43:13.451								
24	2	1:31.127	29.071	31.831	30.225	159.1	44:44.578								
25	2	<del>1:23.780</del>	22.957	30.711	30.112	240.0	46:08.358								
<b>51</b> Porsche 911 Carrera RSR 3.0 1974 1. Frédéric DI EGIDIO GT1															
1	1	2:27.832	1:11.056	41.373	35.403	55.0	2:27.832								
2	1	1:33.658	26.015	34.552	33.091	188.2	4:01.490								
3	1	1:32.982	25.250	33.777	33.955	208.9	5:34.472								
4	1	1:32.523	25.543	33.728	33.252	218.6	7:06.995								
5	1	1:31.691	24.678	33.293	33.720	228.8	8:38.686								
6	1	1:32.370	24.895	33.393	34.082	221.8	10:11.056								
7	1	1:31.780	25.052	33.472	33.256	226.4	11:42.836								
<b>55</b> Chevron B19 1971 1. François RIVAZ 2. Frank STIPPLER P-2L															
1	2	2:19.758	1:09.020	40.306	30.432	55.3	2:19.758								
2	2	1:21.660	22.370	30.159	29.131	240.5	3:41.418								
3	2	5:33.284 B	23.145	34.266	4:35.873	243.8	9:14.702								
4	2	4:18.175 B	41.786	37.676	2:58.713	82.9	13:32.877								
5	2	1:46.821	40.291	35.775	30.755	101.5	15:19.698								
6	2	1:21.798	22.272	30.252	29.274	234.8	16:41.496								
7	2	1:21.931	21.992	30.833	29.106	246.6	18:03.427								
8	2	1:21.564	22.124	30.172	29.268	244.9	19:24.991								
9	2	1:21.107	21.887	30.015	29.205	244.9	20:46.098								
10	2	2:53.769 B	21.999	30.357	2:01.413	243.2	23:39.867								
11	1	1:37.703	33.760	33.025	30.918	139.9	25:17.570								
12	1	1:29.938	25.545	32.736	31.657	225.5	26:47.508								
13	1	<del>1:26.096</del>	24.111	31.387	30.598	224.1	28:13.604								
14	1	1:26.963	23.842	31.810	31.311	229.3	29:40.567								
15	1	1:27.603	24.738	32.396	30.469	233.8	31:08.170								
16	1	1:24.446	22.975	31.185	30.286	237.9	32:32.616								
17	1	1:23.620	22.784	31.037	29.799	240.0	33:56.236								
18	1	2:40.767	33.347	54.180	1:13.240	153.2	36:37.003								
19	1	1:44.570	40.290	32.293	31.987	66.3	38:21.573								
20	1	1:25.231	22.937	31.679	30.615	235.3	39:46.804								
21	1	1:24.081	23.093	31.123	29.865	230.8	41:10.885								
22	1	1:23.241	22.698	30.822	29.721	231.3	42:34.126								
<b>56</b> Porsche 911 Carrera RSR 2.8 1973 1. Alain GADAL GT1															
1	1	2:42.221	1:19.813	42.036	40.372	120.1	2:42.221								
2	1	1:45.337	28.994	37.938	38.405	189.8	4:27.558								
3	1	1:42.849	28.498	37.207	37.144	191.5	6:10.407								
4	1	1:41.647	28.439	36.459	36.749	218.2	7:52.054								
5	1	1:42.052	28.303	37.460	36.289	184.6	9:34.106								
6	1	1:41.585	27.738	36.912	36.935	217.3	11:15.691								
7	1	1:41.539	28.235	36.540	36.764	187.8	12:57.230								
8	1	1:43.100	28.671	37.684	36.745	188.2	14:40.330								
9	1	1:39.757	27.488	36.076	36.193	207.7	16:20.087								
10	1	1:40.160	27.247	35.572	37.341	208.9	18:00.247								
11	1	3:38.636 B	27.945	37.754	2:32.937	189.8	21:38.883								
12	1	1:53.754	39.539	38.008	36.207	94.6	23:32.637								
13	1	1:40.422	27.797	37.041	35.584	216.0	25:13.059								
14	1	1:38.332	26.806	35.603	35.923	227.4	26:51.391								

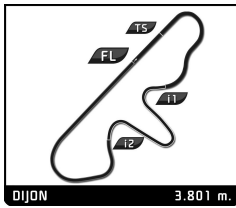


## CLASSIC ENDURANCE RACING 1 GRAND PRIX DE L'AGE D'OR QUALIFYING

### Sector Analysis

Lap under Red Flag    Invalidated Lap    Personal Best    Session Best    Crossing the pit lane

Lap	D	Time	Sector 1	Sector 2	Sector 3	T. Spd	Elapsed	Lap	D	Time	Sector 1	Sector 2	Sector 3	T. Spd	Elapsed		
<b>58</b>	Porsche 911 Carrera RSR 3.0 1974 1. Urs BECK							GT1	<b>62</b>	Lola T70 Mk.3B GT 1969 1. JUNIOR 2. GUY							P+2L
1	1	3:05.123	1:51.832	38.609	34.682	115.3	3:05.123	1	1	2:30.947	1:14.440	41.945	34.562	96.0	2:30.947		
2	1	1:37.099	26.564	35.756	34.779	194.9	4:42.222	2	1	<del>1:30.188</del>	25.116	<b>34.069</b>	<b>31.003</b>	195.7	4:01.135		
3	1	1:35.379	26.739	34.420	34.220	198.9	6:17.601	3	1	<b>1:46.221</b>	<b>24.436</b>	34.430	47.355	209.3	5:47.356		
4	1	1:37.540	27.257	35.676	34.607	200.7	7:55.141	4	1	4:38.049 <b>B</b>	28.500	40.745	3:28.804	198.2	10:25.405		
5	1	1:37.034	26.280	36.178	34.576	203.4	9:32.175	5	1	5:32.047 <b>B</b>	36.515	40.071	4:15.461	125.6	15:57.452		
6	1	1:34.945	26.198	34.384	34.363	214.7	11:07.120										
7	1	5:53.937 <b>B</b>	26.561	35.760	4:51.616	214.3	17:01.057										
8	1	1:50.323	35.908	37.905	36.510	135.0	18:51.380										
9	1	1:37.962	27.410	35.896	34.656	192.9	20:29.342										
10	1	1:34.212	25.753	34.682	33.777	217.3	22:03.554										
11	1	1:34.691	25.865	34.876	33.950	224.5	23:38.245										
12	1	1:34.876	26.652	34.404	33.820	209.3	25:13.121										
13	1	1:34.294	25.999	34.784	33.511	218.6	26:47.415										
14	1	1:36.926	26.164	35.531	35.231	204.9	28:24.341										
15	1	1:33.633	25.705	34.222	33.706	212.6	29:57.974										
16	1	<b>1:33.155</b>	25.619	<b>34.036</b>	33.500	215.6	31:31.129										
17	1	1:34.033	25.871	34.367	33.795	206.1	33:05.162										
18	1	4:03.297 <b>B</b>	25.563	36.849	3:00.885	218.6	37:08.459										
19	1	1:55.472	43.249	37.846	34.377	91.9	39:03.931										
20	1	1:35.218	26.021	35.232	33.965	212.2	40:39.149										
21	1	1:35.083	25.956	34.574	34.553	217.3	42:14.232										
22	1	<del>1:32.977</del>	<b>25.436</b>	34.153	<b>33.382</b>	225.0	43:47.203										
<b>59</b>	Porsche 911 Carrera RSR 3.0 1974 1. Tarek MAHMOUD 2. Galal MAHMOUD							GT1	<b>67</b>	Chevron B19 1971 1. Michael CANTILLON							P-2L
1	1	2:35.518	1:15.354	42.900	37.264	67.2	2:35.518	1	1	2:27.762	1:13.153	41.437	33.172	60.4	2:27.762		
2	1	1:41.867	29.696	36.476	35.695	164.1	4:17.385	2	1	1:29.310	25.292	32.857	31.161	194.6	3:57.072		
3	1	1:41.878	29.149	36.604	36.125	167.7	5:59.263	3	1	1:27.205	23.473	32.949	30.783	238.4	5:24.277		
4	1	1:41.569	27.988	36.467	37.114	177.6	7:40.832	4	1	1:24.444	22.649	31.647	30.148	243.8	6:48.721		
5	1	1:42.139	27.867	37.154	37.118	183.7	9:22.971	5	1	<b>1:23.530</b>	22.688	<b>30.819</b>	30.023	249.4	8:12.251		
6	1	1:39.827	28.595	35.665	35.567	177.6	11:02.798	6	1	6:47.237 <b>B</b>	22.486	31.902	5:52.849	244.9	14:59.488		
7	1	1:39.986	27.619	36.087	36.280		12:42.784	7	1	1:41.514	34.220	33.570	33.724	121.2	16:41.002		
8	1	1:40.343	27.371	36.497	36.475	189.1	14:23.127	8	1	1:24.783	<b>22.340</b>	32.336	30.107	245.5	18:05.785		
9	1	1:42.725	28.595	37.577	36.553	174.2	16:05.852	9	1	1:25.485	22.752	32.465	30.268	249.4	19:31.270		
10	1	1:40.529	28.467	36.222	35.840	175.0	17:46.381	10	1	1:23.944	22.732	31.346	<b>29.866</b>	246.6	20:55.214		
11	1	1:39.626	28.093	35.574	35.959	180.3	19:26.007	11	1	1:27.912	25.269	32.671	29.972	245.5	22:23.126		
12	1	3:56.901 <b>B</b>	28.308	36.138	2:52.455	174.2	23:22.908	12	1	1:23.617	22.414	30.945	30.258	247.7	23:46.743		
13	2	1:46.521	35.995	35.874	34.652	125.6	25:09.429										
14	2	1:36.840	27.696	34.606	34.538	185.6	26:46.269										
15	2	1:38.377	26.792	35.379	36.206	194.9	28:24.646										
16	2	1:36.119	27.573	<b>34.490</b>	34.056	199.3	30:00.765										
17	2	1:36.462	27.434	34.916	34.112	206.1	31:37.227										
18	2	1:35.919	26.821	35.012	34.086	198.5	33:13.146										
19	2	2:19.338	27.294	44.812	1:07.232	190.1	35:32.484										
20	2	2:07.571	45.166	47.995	34.410	86.7	37:40.055										
21	2	1:35.675	26.785	34.848	34.042	193.9	39:15.730										
22	2	<b>1:35.620</b>	26.725	34.906	<b>33.989</b>	195.7	40:51.350										
23	2	1:36.014	27.077	34.789	34.148	196.4	42:27.364										
24	2	1:36.267	<b>26.650</b>	35.258	34.359	189.8	44:03.631										
25	2	1:36.051	26.706	34.823	34.522	188.8	45:39.682										
<b>69</b>	Ford GT40 1969 1. Mr JOHN OF B 2. Soheil AYARI							GT1	<b>70</b>	Lola T70 Mk.3B GT 1969 1. Jan MAGNUSSEN 2. Chris WARD							P+2L
1	1	2:27.039	1:12.552	41.256	33.231	60.2	2:27.039	1	1	2:27.604	1:14.910	41.004	31.690	107.1	2:27.604		
2	1	1:30.996	25.675	34.415	30.906	199.6	3:58.035	2	1	1:24.315	23.638	31.837	<b>28.840</b>	215.1	3:51.919		
3	1	1:27.366	24.415	32.589	30.362	196.4	5:25.401	3	1	1:21.165	22.521	29.802	28.842	237.9	5:13.084		
4	1	1:26.188	23.903	31.887	30.398	210.9	6:51.589	4	1	<b>1:20.860</b>	<b>22.263</b>	<b>29.717</b>	28.880	252.3	6:33.944		
5	1	1:27.201	24.424	31.996	30.781	201.9	8:18.790										
6	1	1:26.611	24.015	32.061	30.535	210.1	9:45.401										
7	1	1:31.360	24.626	34.073	32.661	200.0	11:16.761										
8	1	1:27.537	24.504	32.255	30.778	208.5	12:44.298										
9	1	8:05.993 <b>B</b>	26.473	35.103	7:04.417	191.2	20:50.291										
10	2	1:43.270	35.299	36.032	31.939	120.5	22:33.561										
11	2	1:27.700	24.180	32.728	30.792	214.7	24:01.261										
12	2	<b>1:25.338</b>	<b>23.796</b>	<b>31.467</b>	<b>30.075</b>	218.2	25:26.599										
13	2	5:52.807 <b>B</b>	24.010	33.622	4:55.175	216.0	31:19.406										
14	1	1:38.918	33.254	34.371	31.293	124.9	32:58.324										
15	1	2:15.672	24.798	36.487	1:14.387	203.4	35:13.996										
16	1	2:20.310	51.664	53.099	35.547	82.8	37:34.306										
17	1	1:30.277	24.495	33.899	31.883	213.4	39:04.583										
18	1	1:28.104	24.307	32.199	31.598	215.6	40:32.687										
19	1	1:28.485	24.451	32.302	31.732	210.5	42:01.172										
20	1	1:28.204	24.366	32.736	31.102	210.1	43:29.376										



## CLASSIC ENDURANCE RACING 1 GRAND PRIX DE L'AGE D'OR QUALIFYING

### Sector Analysis

Lap under Red Flag    Invalidated Lap    Personal Best    Session Best    Crossing the pit lane

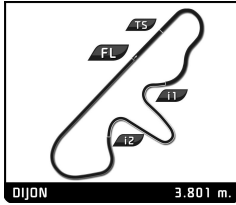
Lap	D	Time	Sector 1	Sector 2	Sector 3	T. Spd	Elapsed	Lap	D	Time	Sector 1	Sector 2	Sector 3	T. Spd	Elapsed
5	1	1:22.344	22.407	30.081	29.856	255.3	7:56.288	15	1	1:28.733	24.165	33.182	31.386	219.1	27:17.397
6	1	5:39.415 <b>B</b>	25.138	30.962	4:43.315	229.3	13:35.703	16	1	4:41.763 <b>B</b>	25.653	38.425	3:37.685	209.7	31:59.160
7	2	1:45.146	37.959	36.260	30.927	100.8	15:20.849	17	1	1:37.971	32.563	33.940	31.468	133.7	33:37.131
8	2	1:23.562	23.800	30.532	29.230	220.4	16:44.411	18	1	2:48.049	35.093	57.501	1:15.455	220.9	36:25.180
9	2	1:21.748	22.428	30.353	28.967	238.4	18:06.159	19	1	1:52.809	46.994	34.279	31.536	76.8	38:17.989
10	2	1:22.969	22.567	31.255	29.147	248.3	19:29.128	20	1	1:30.787	25.603	33.876	31.308	182.1	39:48.776
11	2	1:24.341	23.277	31.143	29.921	235.8	20:53.469	21	1	1:30.458	25.007	33.301	32.150	213.4	41:19.234
12	2	1:23.862	23.289	30.769	29.804	251.7	22:17.331	22	1	1:28.253	24.106	32.738	31.409	219.5	42:47.487
13	2	1:21.876	22.468	30.186	29.222	236.3	23:39.207	23	1	1:28.555	23.859	33.094	31.602	230.8	44:16.042
14	2	5:18.088 <b>B</b>	23.306	34.382	4:20.400	237.4	28:57.295								
15	1	1:31.807	31.675	31.186	28.946	160.5	30:29.102								
16	1	1:21.946	23.001	29.929	29.016	250.6	31:51.048								
17	1	1:22.553	22.538	30.292	29.723	249.4	33:13.601								
18	1	6:42.187 <b>B</b>	24.011	45.478	5:32.698	234.8	39:55.788								
19	2	1:32.013	29.612	31.584	30.817	174.2	41:27.801								
20	2	1:21.829	22.431	30.088	29.310	248.3	42:49.630								
21	2	1:21.804	22.328	30.373	29.103	242.2	44:11.434								
22	2	1:22.068	22.390	30.247	29.431	255.3	45:33.502								

76		Ford GT40 1965		1. Marc CARLIN		GT1	
1	1	3:01.293	1:45.514	39.894	35.885	130.0	3:01.293
2	1	1:42.707	28.834	40.118	33.755	168.2	4:44.000
3	1	1:40.733	28.946	38.398	33.389	179.1	6:24.733
4	1	1:39.291	27.356	37.212	34.723	186.9	8:04.024
5	1	1:38.250	27.833	36.873	33.544	202.2	9:42.274
6	1	1:39.493	27.560	37.819	34.114	191.8	11:21.767
7	1	3:49.803 <b>B</b>	28.575	40.863	2:40.365	184.3	15:11.570
8	1	1:49.710	37.906	38.119	33.685	124.9	17:01.280
9	1	1:38.213	27.985	37.093	33.135	188.2	18:39.493
10	1	1:38.066	27.180	36.503	34.383	196.7	20:17.559
11	1	1:39.225	27.466	36.900	34.859	194.6	21:56.784
12	1	1:39.184	27.832	36.731	34.621	190.5	23:35.968
13	1	1:39.549	29.031	36.993	33.525	181.2	25:15.517
14	1	1:38.593	27.386	37.625	33.582	184.9	26:54.110
15	1	1:39.885	28.063	37.600	34.222	200.4	28:33.995

80		Chevron B21 1972		1. Daniel ROUSTAN		P-2L	
1	1	3:11.521	2:00.639	35.912	34.970	118.3	3:11.521
2	1	1:33.784	25.229	33.866	34.689	223.1	4:45.305
3	1	1:31.832	25.697	33.184	32.951	206.9	6:17.137
4	1	1:30.640	24.767	33.649	32.224	220.4	7:47.777
5	1	1:31.093	24.621	33.768	32.704	227.4	9:18.870
6	1	1:28.734	24.214	33.214	31.306	232.3	10:47.604
7	1	1:28.875	24.212	33.106	31.557	231.3	12:16.479
8	1	4:23.276 <b>B</b>	26.667	34.478	3:22.131	206.5	16:39.755
9	1	1:37.699	31.827	33.623	32.249	144.6	18:17.454
10	1	1:30.113	24.581	33.589	31.943	234.8	19:47.567
11	1	1:29.066	24.174	32.736	32.156	234.8	21:16.633
12	1	1:28.829	24.347	33.038	31.444	227.8	22:45.462
13	1	1:33.859	25.448	35.970	32.441	229.3	24:19.321
14	1	1:29.343	24.130	33.427	31.786	231.3	25:48.664

81		Lola T70 Mk.2 1966		1. Alfred MOSER		P+2L	
1	1	3:14.480	1:55.670	39.580	39.230	103.5	3:14.480
2	1	1:46.107	29.139	39.920	37.048	183.7	5:00.587
3	1	1:48.156	29.820	38.864	39.472	171.7	6:48.743
4	1	1:51.655	30.109	42.801	38.745	180.9	8:40.398
5	1	1:44.712	30.384	37.978	36.350	177.0	10:25.110
6	1	1:46.141	29.461	38.192	38.488	171.2	12:11.251
7	1	3:14.018 <b>B</b>	30.596	38.903	2:04.519	163.1	15:25.269
8	1	1:49.468	37.045	36.744	35.679	129.3	17:14.737
9	1	1:46.256	29.360	38.349	38.547	172.2	19:00.993
10	1	1:47.833	31.977	37.371	38.485	162.9	20:48.826
11	1	1:49.379	31.994	38.639	38.746	167.7	22:38.205
12	1	1:45.288	29.666	37.119	38.503	172.0	24:23.493
13	1	1:41.735	29.834	36.379	35.522	173.9	26:05.228
14	1	1:45.218	30.131	36.947	38.140	166.9	27:50.446
15	1	1:45.145	30.691	38.324	36.130	167.2	29:35.591
16	1	1:45.887	29.403	40.251	36.233	175.3	31:21.478
17	1	1:47.591	29.239	38.986	39.366	182.4	33:09.069
18	1	2:34.902	30.956	52.742	1:11.204	173.9	35:43.971
19	1	2:13.909	50.865	46.309	36.735	75.8	37:57.880
20	1	1:46.567	30.441	38.680	37.446	179.4	39:44.447
21	1	1:44.827	30.957	37.435	36.435	170.9	41:29.274
22	1	1:47.116	29.986	40.813	36.317	168.0	43:16.390
23	1	1:47.572	30.185	37.750	39.637	166.4	45:03.962

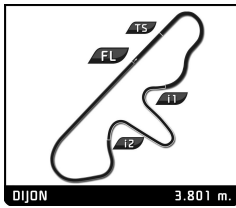
82		Chevron B16 1970		1. Xavier MICHEL		P-2L	
1	1	2:30.456	1:13.804	41.843	34.809	65.4	2:30.456
2	1	1:30.504	24.857	34.016	31.631	204.2	4:00.960
3	1	1:26.995	24.084	32.002	30.909	215.1	5:27.955
4	1	1:26.775	23.676	32.144	30.955	229.3	6:54.730
5	1	1:27.502	23.905	32.231	31.366	221.8	8:22.232
6	1	1:38.968	28.569	38.245	32.154	225.9	10:01.200
7	1	1:28.087	24.377	32.204	31.506	219.5	11:29.287
8	1	1:28.892	24.101	32.786	32.005	222.2	12:58.179
9	1	1:36.282	27.767	36.209	32.306	195.7	14:34.461
10	1	1:32.488	26.058	33.211	33.219	220.4	16:06.949
11	1	1:30.010	25.583	33.028	31.399	207.7	17:36.959
12	1	1:28.376	24.813	32.442	31.121	221.8	19:05.335
13	1	1:33.165	25.260	35.937	31.968	220.0	20:38.500
14	1	1:27.797	23.925	32.845	31.027	217.3	22:06.297
15	1	1:30.011	23.940	34.362	31.709	220.9	23:36.308



## CLASSIC ENDURANCE RACING 1 GRAND PRIX DE L'AGE D'OR QUALIFYING

### Sector Analysis

Lap under Red Flag												Invalidated Lap		Personal Best		Session Best		B Crossing the pit lane				
Lap	D	Time	Sector 1	Sector 2	Sector 3	T. Spd	Elapsed	Lap	D	Time	Sector 1	Sector 2	Sector 3	T. Spd	Elapsed							
16	1	1:24.324	25.208	36.658	32.458	217.7	25:10.632	9	2	1:23.587	23.329	31.058	29.200	213.0	13:29.513							
17	1	1:29.953	26.065	32.532	31.356	224.1	26:40.585	10	2	1:23.178	23.121	30.965	29.092	232.3	14:52.691							
18	1	1:26.907	24.000	32.054	<b>30.853</b>	220.9	28:07.492	11	2	1:25.258	23.382	31.859	30.017	220.9	16:17.949							
19	1	<del>5:11.828</del> <b>B</b>	23.910	37.010	4:10.908	221.8	33:19.320	12	2	1:25.847	23.202	31.436	31.209	234.3	17:43.796							
20	1	2:45.519	41.452	51.395	1:12.672	113.1	36:04.839	13	2	1:22.991	22.908	30.868	29.215	242.7	19:06.787							
21	1	1:58.576	48.300	38.070	32.206	79.5	38:03.415	14	2	1:27.009	24.269	32.689	30.051	236.3	20:33.796							
22	1	1:29.738	24.857	33.199	31.682	220.0	39:33.153	15	2	1:22.532	22.823	<b>30.669</b>	<b>29.040</b>	236.3	21:56.328							
23	1	<del>3:59.435</del> <b>B</b>	24.290	34.095	3:01.050	217.3	43:32.588	16	2	5:22.854 <b>B</b>	23.741	32.187	4:26.926	221.8	27:19.182							
24	1	1:36.512	32.744	32.462	31.306	148.4	45:09.100	17	1	1:34.151	31.592	32.668	29.891	154.1	28:53.333							
<b>83</b> Lola T70 Mk.3B GT 1971 1. Michael GANS P+2L								18								1	1:24.199	23.305	31.668	29.226	216.0	30:17.532
1								1	2:35.264	1:23.609	37.997	33.658	139.5	2:35.264	19	1	1:23.502	22.666	31.481	29.355	233.3	31:41.034
2								1	1:31.979	26.390	33.906	31.683	201.5	4:07.243	20	1	1:24.316	23.086	31.505	29.725	243.2	33:05.350
3								1	1:27.221	24.435	32.193	30.593	219.1	5:34.464	21	1	2:09.672	22.689	31.986	1:14.997	238.9	35:15.022
4								1	1:24.372	24.213	30.963	29.196	214.3	6:58.836	22	1	2:16.012	51.317	53.323	31.372	84.2	37:31.034
5								1	1:23.927	23.690	31.088	29.149	218.6	8:22.763	23	1	1:22.732	22.668	30.926	29.138	244.3	38:53.766
6								1	<b>1:23.495</b>	23.543	30.718	29.234	213.0	9:46.258	24	1	<b>1:22.374</b>	<b>22.509</b>	30.759	29.106	233.3	40:16.140
7								1	1:27.554	24.372	32.535	30.647	192.5	11:13.812	25	1	1:22.690	22.739	30.782	29.169	234.3	41:38.830
8								1	1:26.434	24.093	31.611	30.730	210.1	12:40.246	<b>116</b> Ford GT40 1969 1. Damien KOHLER GT1							
9								1	1:24.786	23.645	30.897	30.244	225.5	14:05.032	1	1	2:34.319	1:15.839	43.431	35.049	75.2	2:34.319
10								1	1:24.338	23.517	31.194	29.627	220.0	15:29.370	2	1	1:33.165	26.056	34.566	32.543	205.3	4:07.484
11								1	1:25.041	23.761	31.589	29.691	217.3	16:54.411	3	1	1:32.128	26.619	33.917	31.592	206.1	5:39.612
12								1	1:25.695	23.547	32.553	29.595	219.1	18:20.106	4	1	1:29.396	25.176	33.139	31.081	213.4	7:09.008
13								1	1:25.046	23.599	31.845	29.602	216.9	19:45.152	5	1	<b>1:28.540</b>	24.692	<b>32.838</b>	31.010	210.9	8:37.548
14								1	1:24.899	23.686	31.576	29.637	217.3	21:10.051	6	1	3:47.809 <b>B</b>	24.890	33.948	2:48.971	217.3	12:25.357
15								1	1:24.578	23.903	30.903	29.772	208.9	22:34.629	7	1	1:40.305	34.055	34.008	32.242	137.2	14:05.662
16								1	1:24.869	23.660	31.333	29.876	219.5	23:59.498	8	1	1:29.051	24.888	32.906	31.257	197.1	15:34.713
17								1	1:23.560	23.333	30.875	29.352	232.3	25:23.058	9	1	1:31.227	25.247	33.742	32.238	206.1	17:05.940
18								1	1:24.148	23.542	31.083	29.523	225.5	26:47.206	10	1	1:30.945	24.858	34.356	31.731	210.5	18:36.885
19								1	1:24.286	23.336	31.657	29.293	238.4	28:11.492	11	1	1:29.400	25.176	33.249	30.975	209.7	20:06.285
20								1	1:24.293	<b>23.215</b>	31.183	29.895	240.0	29:35.785	12	1	1:34.773	26.846	35.518	32.409	193.9	21:41.058
21								1	1:24.161	23.881	30.780	29.500	209.3	30:59.946	13	1	1:29.979	25.142	33.380	31.457	194.6	23:11.037
22								1	1:24.163	23.384	31.420	29.359	233.8	32:24.109	14	1	1:29.102	24.717	33.221	31.164	211.8	24:40.139
23								1	1:23.556	23.263	<b>30.645</b>	29.648	235.3	33:47.665	15	1	1:35.746	24.793	37.121	33.832	215.1	26:15.885
24								1	2:47.428	38.324	54.779	1:14.325	201.1	36:35.093	16	1	1:29.223	<b>24.658</b>	32.925	31.640	210.1	27:45.108
25								1	1:42.251	39.603	33.001	29.647	72.7	38:17.344	17	1	1:29.358	24.769	33.346	31.243	212.6	29:14.466
26								1	1:26.586	25.150	31.494	29.942	199.6	39:43.930	18	1	1:31.998	24.797	33.917	33.284	220.9	30:46.464
27								1	1:24.625	23.729	31.551	29.345	209.7	41:08.555	19	1	1:28.560	24.663	32.944	<b>30.953</b>	218.6	32:15.024
28								1	1:24.026	23.629	30.860	29.537	211.8	42:32.581	<b>124</b> Lola T70 Mk.3B Spyder 1968 1. Emile BREITTMAYER P+2L							
29								1	1:24.300	23.376	31.462	29.462	225.0	43:56.881	1	1	3:19.171	2:11.492	36.230	31.449	135.0	3:19.171
30								1	1:24.718	24.385	31.192	<b>29.141</b>	220.9	45:21.599	2	1	1:29.178	25.012	33.792	30.374	213.0	4:48.349
<b>89</b> McLaren M6B 1968 1. Max BANKS P+2L 2. Andrew BANKS								3								1	1:29.503	24.885	33.469	31.149	204.2	6:17.852
1								2	2:11.176	1:08.001	33.115	30.060	53.4	2:11.176	4	1	1:29.124	26.530	31.477	31.117	189.5	7:46.976
2								2	1:24.499	23.430	31.781	29.288	236.8	3:35.675	5	1	1:24.332	22.770	31.947	29.615	228.8	9:11.308
3								2	1:23.283	22.936	30.973	29.374	244.9	4:58.958	6	1	1:22.516	22.626	30.863	29.027	242.7	10:33.824
4								2	1:23.745	22.773	31.287	29.685	248.3	6:22.703	7	1	1:22.676	22.670	30.846	29.160	252.3	11:56.500
5								2	1:26.644	23.597	32.787	30.260	228.3	7:49.347	8	1	<b>1:21.825</b>	22.330	30.505	28.990	257.8	13:18.325
6								2	1:27.948	24.420	32.545	30.983	236.3	9:17.295	9	1	8:24.873 <b>B</b>	22.484	30.726	7:31.663	252.3	21:43.198
7								2	1:25.134	23.566	31.568	30.000	235.8	10:42.429	10	1	1:36.111	35.286	31.509	29.316	158.1	23:19.309
8								2	1:23.497	22.900	31.165	29.432	236.8	12:05.926	11	1	1:23.515	23.088	30.889	29.538	251.2	24:42.824



## CLASSIC ENDURANCE RACING 1 GRAND PRIX DE L'AGE D'OR QUALIFYING

### Sector Analysis

Lap under Red Flag    Invalidated Lap    Personal Best    Session Best    B Crossing the pit lane

Lap	D	Time	Sector 1	Sector 2	Sector 3	T. Spd	Elapsed	Lap	D	Time	Sector 1	Sector 2	Sector 3	T. Spd	Elapsed
12	1	1:24.614	22.590	32.384	29.640	256.5	26:07.438	13	1	1:27.404	25.797	31.569	30.038	185.6	20:08.258
13	1	1:27.734	23.948	33.376	30.410	213.0	27:35.172	14	1	1:25.835	24.298	31.727	29.810	231.8	21:34.093
14	1	1:22.137	22.378	30.577	29.182	257.8	28:57.309	15	1	<b>1:24.412</b>	23.695	31.108	<b>29.609</b>	233.8	22:58.505
15	1	4:26.465 B	22.331	32.850	3:31.284	258.4	33:23.774	16	1	5:46.535 B	27.669	35.887	4:42.979	179.4	28:45.040
16	1	2:57.822	44.713	58.364	1:14.745	126.6	36:21.596	17	2	1:37.638	33.620	32.640	31.378	151.3	30:22.678
17	1	1:46.712	46.500	30.734	29.478	72.4	38:08.308	18	2	1:25.457	23.886	31.207	30.364	247.1	31:48.135
18	1	1:24.622	24.361	31.353	<b>28.908</b>	241.6	39:32.930	19	2	1:25.485	23.706	31.671	30.108	241.6	33:13.620
19	1	1:22.070	<b>22.243</b>	30.746	29.081	257.8	40:55.000	20	2	2:28.932	27.265	50.033	1:11.634	179.4	35:42.552
20	1	1:23.619	23.403	30.976	29.240	246.0	42:18.619	21	2	2:05.341	50.664	44.296	30.381	79.0	37:47.893
21	1	1:23.376	22.705	31.384	29.287	251.2	43:41.995	22	2	1:25.014	23.607	31.254	30.153	238.9	39:12.907
22	1	1:22.551	22.749	<b>30.472</b>	29.330	261.5	45:04.546	23	2	1:25.567	23.664	31.497	30.406	255.9	40:38.474
								24	2	1:26.135	24.314	31.433	30.388	251.2	42:04.609
								25	2	1:25.835	23.817	31.933	30.085	247.7	43:30.444
								26	2	1:26.306	24.017	31.794	30.495	220.9	44:56.750
								27	2	1:27.783	25.438	32.084	30.261	211.4	46:24.533

**159** Porsche 911 Carrera RSR 3.0 1974  
1. Jean-Louis BONNET  
GT1

1	1	2:36.999	1:17.304	43.569	36.126	130.0	2:36.999
2	1	1:40.365	29.011	36.337	35.017	180.0	4:17.364
3	1	1:40.287	27.538	36.711	36.038		5:57.651
4	1	1:41.170	27.780	36.911	36.479	182.4	7:38.821
5	1	1:40.666	27.959	36.432	36.275	188.5	9:19.487
6	1	1:40.574	27.429	36.898	36.247	205.7	11:00.061
7	1	1:40.764	27.772	36.951	36.041	193.2	12:40.825
8	1	1:40.807	27.835	36.734	36.238	184.9	14:21.632
9	1	3:24.872 B	28.933	38.737	2:17.202	173.6	17:46.504
10	1	1:50.108	35.587	37.797	36.724	114.8	19:36.612
11	1	1:40.968	27.613	36.488	36.867	205.3	21:17.580
12	1	1:39.204	27.726	36.147	35.331	195.7	22:56.784
13	1	1:39.562	27.623	36.105	35.834	195.3	24:36.346
14	1	<b>1:39.184</b>	27.499	36.774	<b>34.911</b>	195.3	26:15.530
15	1	1:39.319	27.713	<b>35.993</b>	35.613	185.2	27:54.849
16	1	1:39.648	27.378	36.089	36.181	194.2	29:34.497
17	1	1:39.876	28.046	36.225	35.605	183.1	31:14.373
18	1	1:40.197	<b>27.346</b>	36.669	36.182	187.5	32:54.570
19	1	4:09.360 B	27.716	36.979	3:04.665	177.3	37:03.930
20	1	1:49.577	34.761	38.038	36.778	129.3	38:53.507
21	1	1:41.245	27.948	36.246	37.051	199.6	40:34.752
22	1	1:39.572	28.155	36.137	35.280	192.5	42:14.324
23	1	1:39.498	27.403	36.405	35.690	208.5	43:53.822
24	1	1:41.214	27.632	37.345	36.237	208.1	45:35.036

**160** Lola T70 Mk.3B GT 1969  
1. Jean-François BESSON  
2. Guillaume GAGNARD  
P+2L

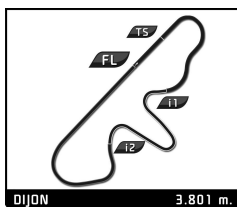
1	1	2:36.122	1:29.943	33.971	32.208	115.3	2:36.122
2	1	1:31.837	26.527	34.168	31.142		4:07.959
3	1	1:27.829	24.855	31.945	31.029		5:35.788
4	1	1:28.022	24.558	32.794	30.670	241.1	7:03.810
5	1	1:25.108	<b>23.394</b>	31.763	29.951	242.7	8:28.918
6	1	1:25.628	23.532	31.710	30.386	241.6	9:54.546
7	1	1:25.643	23.600	31.495	30.548	240.0	11:20.189
8	1	1:34.170	28.199	34.332	31.639		12:54.359
9	1	1:25.100	23.849	31.280	29.971		14:19.459
10	1	1:26.803	23.631	<b>31.046</b>	32.126	230.8	15:46.262
11	1	1:30.029	26.670	32.903	30.456	172.8	17:16.291
12	1	1:24.563	23.773	31.048	29.742	228.8	18:40.854

**170** Lola T70 Mk.3 1969  
1. Bruno PEREIRA  
2. Charlie HYETT  
P+2L

1	2	2:57.167	1:53.349	32.992	30.826	161.7	2:57.167
2	2	1:22.536	22.568	30.650	29.318	257.8	4:19.703
3	2	<del>1:21.747</del>	22.678	<b>29.589</b>	29.480	240.0	5:41.450
4	2	<del>1:21.731</del>	22.590	29.802	29.339	248.3	7:03.181
5	2	1:22.275	22.331	30.239	29.705	260.2	8:25.456
6	2	4:53.628 B	27.441	33.528	3:52.659	204.5	13:19.084
7	1	1:39.154	33.551	33.999	31.604	146.3	14:58.238
8	1	1:27.441	24.658	32.248	30.535	224.5	16:25.679
9	1	1:28.431	23.920	33.233	31.278	247.1	17:54.110
10	1	1:31.158	25.901	33.948	31.309	209.7	19:25.268
11	1	1:25.587	24.464	31.117	30.006	212.6	20:50.855
12	1	1:26.427	24.849	31.549	30.029	225.5	22:17.282
13	1	3:20.877 B	24.366	31.103	2:25.408	214.7	25:38.159
14	1	1:32.801	29.795	32.493	30.513	169.5	27:10.960
15	1	1:25.440	23.637	31.387	30.416	248.3	28:36.400
16	1	1:25.870	24.695	31.107	30.068	219.5	30:02.270
17	1	1:29.154	26.214	32.850	30.090	212.2	31:31.424
18	1	1:24.821	24.042	31.162	29.617	225.5	32:56.245
19	1	4:23.027 B	25.873	34.461	3:22.693	197.4	37:19.272
20	2	1:38.426	30.391	36.917	31.118	178.5	38:57.698
21	2	<del>1:21.730</del>	22.448	29.980	29.302	260.2	40:19.428
22	2	1:22.974	22.469	30.257	30.248	257.8	41:42.402
23	2	<b>1:21.869</b>	22.423	30.248	29.198	256.5	43:04.271
24	2	<del>1:21.195</del>	<b>22.064</b>	30.059	<b>29.072</b>	259.6	44:25.466

**186** Chevron B8 1969  
1. Robert SHAW  
P-2L

1	1	2:59.268	1:41.573	40.190	37.505	85.6	2:59.268
2	1	1:50.335	29.120	41.621	39.594	185.6	4:49.603
3	1	1:33.497	25.754	34.678	33.065	188.8	6:23.100
4	1	1:33.402	25.827	35.245	<b>32.330</b>	221.3	7:56.502
5	1	1:46.401	25.658	37.608	43.135	213.9	9:42.903
6	1	8:54.588 B	31.228	39.206	7:44.154	145.6	18:37.491
7	1	1:45.743	35.246	37.207	33.290	134.8	20:23.234
8	1	1:33.258	25.631	34.199	33.428	201.9	21:56.492



## CLASSIC ENDURANCE RACING 1 GRAND PRIX DE L'AGE D'OR QUALIFYING

### Sector Analysis

Lap under Red Flag    Invalidated Lap    Personal Best    Session Best    B Crossing the pit lane

Lap	D	Time	Sector 1	Sector 2	Sector 3	T. Spd	Elapsed	Lap	D	Time	Sector 1	Sector 2	Sector 3	T. Spd	Elapsed
9	1	1:33.470	25.669	34.527	33.274	201.9	23:29.962								
10	1	<del>1:31.811</del>	25.416	33.901	32.494	192.2	25:01.773								
11	1	<del>1:32.346</del>	25.289	34.093	32.964	212.6	26:34.119								
12	1	<del>1:32.066</del>	25.331	<b>33.763</b>	32.972	203.4	28:06.185								
13	1	<b>1:32.555</b>	<b>24.614</b>	34.722	33.219	226.9	29:38.740								
14	1	1:41.462	27.910	37.115	36.437	201.9	31:20.202								
15	1	1:34.153	25.059	34.273	34.821	217.3	32:54.355								
16	1	4:33.505 <b>B</b>	28.357	35.177	3:29.971	164.1	37:27.860								
17	1	1:45.100	34.592	35.749	34.759	137.6	39:12.960								
18	1	1:32.820	25.371	34.270	33.179	200.7	40:45.780								
19	1	1:32.566	25.152	34.001	33.413	199.6	42:18.346								
20	1	<del>1:32.200</del>	25.132	34.341	32.727	211.8	43:50.546								
21	1	<del>1:32.226</del>	25.256	34.561	32.409	208.1	45:22.772								

<b>888</b>	Porsche 911 Carrera RSR 3.0 1974														
	1. Cédric KLÄUSLER		GT1												
1	1	3:13.971	2:01.833	36.869	35.269	113.6	3:13.971								
2	1	1:36.869	25.871	36.267	34.731	214.7	4:50.840								
3	1	<del>1:35.080</del>	26.171	34.694	34.215	201.9	6:25.920								
4	1	1:38.244	26.476	37.209	34.559	200.7	8:04.164								
5	1	1:35.503	26.576	34.248	34.679	197.4	9:39.667								
6	1	3:12.031 <b>B</b>	26.174	37.314	2:08.543	214.7	12:51.698								
7	1	1:41.136	32.602	34.822	33.712	142.7	14:32.834								
8	1	1:34.059	25.968	34.432	33.659	223.6	16:06.893								
9	1	1:36.135	27.643	35.055	33.437	173.6	17:43.028								
10	1	<b>1:33.107</b>	26.033	33.902	33.172	210.5	19:16.135								
11	1	9:17.135 <b>B</b>	28.252	36.019	8:12.864	203.8	28:33.270								
12	1	1:52.553	37.453	38.291	36.809	133.3	30:25.823								
13	1	1:37.750	28.270	35.769	33.711	181.8	32:03.573								
14	1	<del>1:32.333</del>	<b>25.494</b>	<b>33.863</b>	<b>32.976</b>	221.8	33:35.906								
15	1	2:47.255	34.220	57.941	1:15.094	221.3	36:23.161								