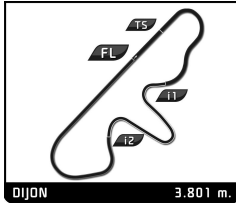


## CLASSIC ENDURANCE RACING 1 GRAND PRIX DE L'AGE D'OR PRIVATE PRACTICE

### Sector Analysis

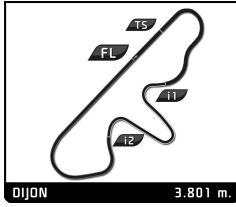
Lap under Red Flag							Invalidated Lap		Personal Best		Session Best		B Crossing the pit lane				
Lap	D	Time	Sector 1	Sector 2	Sector 3	T. Spd	Elapsed	Lap	D	Time	Sector 1	Sector 2	Sector 3	T. Spd	Elapsed		
<b>4</b>	Porsche 908/03 1971 1.Henrique GEMPERLE 2.Marc de SIEBENTHAL							P+2L									
1	2	1:56.778	46.235	37.857	32.686	83.7	1:56.778	12	1	2:22.021	B	27.465	34.855	1:19.701	203.0	38:59.730	
2	2	1:25.019	23.931	31.091	29.997	216.9	3:21.797	13	1	1:33.663		30.314	32.436	30.913	147.9	40:33.393	
3	2	16:48.813	B	22.336	31.027	...	254.1	20:10.610	14	1	1:27.443		23.997	32.641	30.805	227.4	42:00.836
4	2	1:39.836		36.307	33.682	29.847	120.9	21:50.446	15	1	1:30.698		26.174	33.064	31.460	195.7	43:31.534
5	2	8:19.516	B	25.655	34.051	7:19.810	229.8	30:09.962	16	1	1:26.752		24.305	32.088	30.359	221.8	44:58.286
6	1	1:39.653		34.718	34.276	30.659	119.7	31:49.615	17	1	1:27.518		23.913	32.501	31.104	224.5	46:25.804
7	1	1:28.211		24.446	33.610	30.155	214.3	33:17.826									
8	1	1:28.522		23.911	33.726	30.885	227.4	34:46.348									
9	1	1:27.877		23.649	33.191	31.037	215.1	36:14.225									
10	1	1:25.514		23.782	32.000	29.732	208.1	37:39.739									
11	1	1:25.305		23.955	31.973	29.377	211.8	39:05.044									
12	1	1:24.723		23.412	31.655	29.656	216.9	40:29.767									
13	1	1:29.206		24.058	32.244	32.904	224.5	41:58.973									
14	1	1:29.053		24.432	32.992	31.629		43:28.026									
15	1	1:25.118		23.336	31.805	29.977		44:53.144									
16	1	1:25.332		23.453	31.952	29.927		46:18.476									
<b>6</b>	Porsche 911 Carrera RSR 2.8 1973 1.Kurt THIEL							GT1									
1	1	3:07.136	1:50.766	39.936	36.434	110.3	3:07.136										
2	1	17:08.219	B	30.410	37.577	...	159.3	20:15.355									
3	1	1:56.262		41.110	39.375	35.777	120.4	22:11.617									
4	1	1:38.279		28.243	35.370	34.666	192.9	23:49.896									
5	1	1:37.679		27.942	35.576	34.161	201.5	25:27.575									
6	1	1:35.465		26.298	34.703	34.464	196.0	27:03.040									
7	1	3:09.147	B	26.717	35.258	2:07.172	213.0	30:12.187									
8	1	1:43.171		33.799	35.454	33.918	132.4	31:55.358									
9	1	1:36.688		27.274	34.987	34.427	198.9	33:32.046									
10	1	1:36.936		26.698	36.132	34.106	205.3	35:08.982									
11	1	1:35.218		26.681	34.325	34.212	194.6	36:44.200									
12	1	1:35.150		26.548	34.720	33.882	205.3	38:19.350									
13	1	1:35.531		26.196	34.975	34.360	208.9	39:54.881									
14	1	1:36.237		26.931	35.007	34.299	194.9	41:31.118									
15	1	1:35.467		26.069	35.130	34.268	213.0	43:06.585									
16	1	1:34.261		26.022	34.578	33.661	213.4	44:40.846									
17	1	1:35.977		26.576	35.082	34.319	202.2	46:16.823									
<b>7</b>	Lola T70 Mk.3B 1969 1.Toni SEILER							P+2L									
1	1	2:23.284	1:13.154	37.696	32.434	118.6	2:23.284										
2	1	1:35.469		27.234	35.759	32.476	168.2	3:58.753									
3	1	16:54.063	B	38.178	45.629	...	173.6	20:52.816									
4	1	1:48.375		37.285	35.462	35.628	131.5	22:41.191									
5	1	1:34.075		28.352	33.577	32.146	173.1	24:15.266									
6	1	1:32.868		27.440	33.696	31.732	173.9	25:48.134									
7	1	1:30.082		25.668	32.451	31.963	204.2	27:18.216									
8	1	1:28.837		24.937	32.955	30.945	206.1	28:47.053									
9	1	1:27.894		24.539	32.400	30.955	213.9	30:14.947									
10	1	4:46.085	B	24.821	33.615	3:47.649	202.2	35:01.032									
11	1	1:36.677		30.495	33.317	32.865	157.7	36:37.709									
<b>10</b>	Porsche 911 Carrera RSR 3.0 1974 1.Juergen WESTPHAL 2.Matthias PLUSCHKELL							GT1									
1	2	2:43.031		1:30.854	35.398	36.779	117.3	2:43.031									
2	2	1:32.768		26.459	33.410	32.899	176.8	4:15.799									
3	2	16:26.371	B	37.422	47.571	...	145.6	20:42.170									
4	2	1:46.006		37.332	34.954	33.720	132.5	22:28.176									
5	2	1:32.192		25.793	33.638	32.761	214.7	24:00.368									
6	2	1:34.978		26.776	34.154	34.048	200.0	25:35.346									
7	2	1:30.507		25.098	33.003	32.406	199.3	27:05.853									
8	2	4:13.140	B	26.355	33.263	3:13.522	213.9	31:18.993									
9	1	1:52.526		39.090	37.832	35.604	113.0	33:11.519									
10	1	1:40.438		28.014	37.150	35.274	194.6	34:51.957									
11	1	1:37.626		27.634	35.275	34.717	196.0	36:29.583									
12	1	1:38.578		28.663	35.214	34.701	166.7	38:08.161									
13	1	1:36.758		27.854	34.709	34.195	192.2	39:44.919									
14	1	1:36.597		27.339	35.126	34.132	209.3	41:21.516									
15	1	1:38.781		28.781	35.507	34.493	189.8	43:00.297									
16	1	1:36.529		27.232	35.007	34.290	196.4	44:36.826									
17	1	1:39.141		29.014	35.837	34.290	205.3	46:15.967									
<b>14</b>	Lola T70 Mk.3 1969 1.Olivier BREITMAYER							P+2L									
1	1	4:06.474	2:56.876	35.336	34.262	121.3	4:06.474										
2	1	16:05.228	B	35.040	44.011	...	204.9	20:11.702									
3	1	1:44.964		37.536	34.885	32.543	123.0	21:56.666									
4	1	1:29.265		25.193	33.132	30.940	208.1	23:25.931									
5	1	1:29.675		25.700	32.878	31.097	223.6	24:55.606									
6	1	1:33.657		25.852	35.977	31.828	196.4	26:29.263									
7	1	1:29.918		24.934	32.841	32.143	220.0	27:59.181									
8	1	8:48.392	B	24.895	36.461	7:47.036	212.6	36:47.573									
9	1	1:34.625		32.330	32.007	30.288	159.3	38:22.198									
10	1	1:29.747		24.163	33.608	31.976	213.4	39:51.945									
11	1	1:26.509		23.448	32.361	30.700	239.5	41:18.454									
12	1	1:24.690		22.996	31.808	29.886	247.7	42:43.144									
13	1	1:23.938		23.003	31.219	29.716	238.9	44:07.082									
14	1	1:24.779		22.851	31.729	30.199	236.8	45:31.861									
<b>15</b>	Chevron B19 1971 1.John EMBERSON							P-2L									
1	1	2:34.961	1:25.044	36.735	33.182	99.4	2:34.961										
2	1	22:47.008	B	24.708	33.398	...	202.6	25:21.969									
3	1	1:42.368		35.861	34.809	31.698	117.9	27:04.337									
4	1	1:31.187		26.341	33.246	31.600	200.4	28:35.524									
5	1	1:32.080		25.477	33.152	33.451	183.4	30:07.604									
6	1	1:34.505		26.894	35.161	32.450	192.5	31:42.109									
7	1	1:28.347		24.591	32.218	31.538	203.8	33:10.456									



## CLASSIC ENDURANCE RACING 1 GRAND PRIX DE L'AGE D'OR PRIVATE PRACTICE

### Sector Analysis

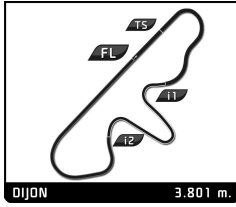
Lap under Red Flag												Invalidated Lap		Personal Best		Session Best		B Crossing the pit lane	
Lap	D	Time	Sector 1	Sector 2	Sector 3	T. Spd	Elapsed	Lap	D	Time	Sector 1	Sector 2	Sector 3	T. Spd	Elapsed				
<b>16</b> Lola T212 1971 1.Serge KRIKNOFF P-2L																			
1	1	28:03.440	...	39.788	37.954	94.0	28:03.440												
2	1	1:38.237	29.949	35.278	33.010	152.3	29:41.677												
3	1	1:29.376	26.091	32.214	31.071	185.2	31:11.053												
4	1	1:32.523	24.793	32.993	34.737	204.5	32:43.576												
5	1	1:26.549	24.337	<b>31.273</b>	30.939	208.5	34:10.125												
6	1	4:03.658 B	23.765	31.668	3:08.225	221.8	38:13.783												
7	1	1:41.136	36.390	32.514	32.232	118.8	39:54.919												
8	1	1:30.265	26.466	32.961	30.838	192.5	41:25.184												
9	1	1:27.991	25.059	31.881	31.051	213.4	42:53.175												
10	1	<b>1:25.983</b>	<b>23.523</b>	31.674	30.786	220.4	44:19.158												
11	1	1:26.130	23.593	31.964	<b>30.573</b>	227.4	45:45.288												
<b>17</b> Chevron B8 1969 1.Benjamin HATTON P-2L																			
1	1	1:58.928	49.885	35.883	33.160	92.2	1:58.928												
2	1	1:30.370	25.104	33.259	<b>32.007</b>	214.3	3:29.298												
3	1	17:26.659 B	24.996	35.130	...	203.0	20:55.957												
4	1	1:45.566	36.314	34.590	34.662	...	22:41.523												
5	1	1:35.131	27.499	35.213	32.419	...	24:16.654												
6	1	1:32.775	26.373	34.101	32.301	185.9	25:49.429												
7	1	1:30.689	25.155	<b>32.446</b>	33.088	...	27:20.118												
8	1	1:31.308	25.354	33.381	32.573	...	28:51.426												
9	1	1:32.569	25.695	33.591	33.283	...	30:23.995												
10	1	1:31.525	25.877	33.162	32.486	198.2	31:55.520												
11	1	<b>1:29.367</b>	<b>24.646</b>	32.691	32.030	225.5	33:24.887												
12	1	3:26.937 B	24.748	33.035	2:29.154	...	36:51.824												
13	1	1:39.839	33.429	33.364	33.046	152.1	38:31.663												
14	1	1:31.034	25.861	33.152	32.021	197.4	40:02.697												
15	1	1:31.791	25.422	33.892	32.477	...	41:34.488												
<b>19</b> Chevron B19 1971 1.Rolf SIGRIST P-2L 2.Nigel GREENSALL																			
1	1	2:13.315	1:03.360	36.606	33.349	129.2	2:13.315												
2	1	1:33.592	27.462	34.405	31.725	173.6	3:46.907												
3	1	23:44.577 B	30.025	45.526	...	203.0	27:31.484												
4	1	1:42.489	34.324	35.016	33.149	145.7	29:13.973												
5	1	1:31.420	25.193	32.476	33.751	214.3	30:45.393												
6	1	1:27.065	24.568	32.024	30.473	208.5	32:12.458												
7	1	1:28.954	25.075	33.186	30.693	208.9	33:41.412												
8	1	1:28.284	24.220	32.241	31.823	219.5	35:09.696												
9	1	1:28.701	23.536	32.019	33.146	225.5	36:38.397												
10	1	3:18.693 B	25.457	33.176	2:20.060	204.2	39:57.090												
11	2	1:38.246	32.302	33.763	32.181	141.9	41:35.336												
<b>21</b> De Tomaso Pantera Gr. IV 1975 1.Detlef VON DER LIECK GT1 2.Ralf KELLENERS																			
1	2	2:42.922	1:32.178	34.488	36.256	129.5	2:42.922												
2	2	<b>1:29.370</b>	<b>25.424</b>	<b>32.716</b>	<b>31.230</b>	192.2	4:12.292												
3	2	15:54.665 B	39.163	47.677	...	178.5	20:06.957												
4	1	1:53.207	41.626	37.092	34.489	113.3	22:00.164												
5	1	1:37.815	27.277	36.404	34.134	184.0	23:37.979												
6	1	1:37.033	27.992	35.373	33.668	172.5	25:15.012												
7	1	1:36.721	27.471	35.886	33.364	...	26:51.733												
8	1	1:37.412	27.605	35.845	33.962	...	28:29.145												
9	1	1:37.785	27.731	35.674	34.380	...	30:06.930												
10	1	1:39.008	27.650	37.922	33.436	...	31:45.938												
11	1	3:40.403 B	26.874	35.871	2:37.658	198.2	35:26.341												
12	1	1:46.648	36.082	36.453	34.113	129.3	37:12.989												
13	1	1:36.671	26.629	35.890	34.152	200.4	38:49.660												
14	1	1:38.154	28.217	35.963	33.974	173.6	40:27.814												
<b>33</b> Lola T70 Mk.3 1967 1.Rory JACK P+2L 2.Roderick JACK																			
1	1	3:49.437	2:39.393	37.168	32.876	122.2	3:49.437												
2	1	16:37.821 B	30.328	51.782	...	213.9	20:27.258												
3	1	1:49.692	36.722	37.285	35.685	154.1	22:16.950												
4	1	1:39.136	29.979	36.834	32.323	172.2	23:56.086												
5	1	1:30.839	26.700	33.064	<b>31.075</b>	216.4	25:26.925												
6	1	1:29.201	25.256	32.818	31.127	214.3	26:56.126												
7	1	3:55.412 B	24.693	35.198	2:55.521	235.3	30:51.538												
8	2	2:01.751	35.351	33.846	52.554	133.7	32:53.289												
9	2	1:33.204	26.154	33.891	33.159	212.6	34:26.493												
10	2	1:30.861	24.981	33.603	32.277	221.8	35:57.354												
11	2	1:29.662	25.031	33.177	31.454	215.6	37:27.016												
12	2	1:29.167	24.533	33.119	31.515	218.2	38:56.183												
13	2	1:30.793	24.973	33.375	32.445	219.1	40:26.976												
14	2	1:31.239	24.895	33.835	32.509	210.9	41:58.215												
15	2	1:29.547	24.846	32.963	31.738	218.2	43:27.762												
16	2	<b>1:28.910</b>	24.985	<b>32.353</b>	31.572	200.0	44:56.672												
17	2	1:29.706	<b>24.495</b>	33.023	32.188	227.4	46:26.378												
<b>35</b> Lola T70 Mk.3B GT 1969 1.Armand MILLE P+2L																			
1	1	2:09.184	1:01.392	35.453	32.339	144.2	2:09.184												
2	1	1:28.483	25.670	32.628	30.185	190.8	3:37.667												
3	1	25:31.508 B	26.990	35.555	...	175.9	29:09.175												
4	1	1:35.663	31.819	32.652	31.192	147.5	30:44.838												
5	1	1:25.125	24.271	31.244	29.610	211.8	32:09.963												
6	1	1:24.805	24.175	31.049	29.581	204.5	33:34.768												
7	1	1:29.745	24.265	36.073	29.407	212.2	35:04.513												
8	1	1:25.050	23.491	31.626	29.933	228.3	36:29.563												
9	1	1:24.067	23.520	30.927	29.620	220.4	37:53.630												
10	1	1:23.781	23.110	31.222	29.449	229.3	39:17.411												



## CLASSIC ENDURANCE RACING 1 GRAND PRIX DE L'AGE D'OR PRIVATE PRACTICE

### Sector Analysis

Lap under Red Flag											Invalidated Lap	Personal Best	Session Best	B Crossing the pit lane	
Lap	D	Time	Sector 1	Sector 2	Sector 3	T. Spd	Elapsed	Lap	D	Time	Sector 1	Sector 2	Sector 3	T. Spd	Elapsed
<b>36</b> Porsche 910 1967 1. Jürgen RUDOLPH P-2L															
1	1	1:24.496	23.157	31.990	<b>29.349</b>	229.8	40:41.907	2	2	1:26.465	24.076	32.652	29.737	226.4	3:46.051
12	1	<b>1:22.931</b>	<b>22.979</b>	<b>30.555</b>	29.397	239.5	42:04.838	3	2	17:51.958 <b>B</b>	26.623	37.035	...	237.4	21:38.009
4	1	1:36.606	32.340	33.828	30.438	154.5	23:14.615	5	1	1:30.064	25.892	33.377	30.795	197.4	24:44.679
6	1	1:26.717	24.596	31.693	30.428	200.7	26:11.396	7	1	1:25.659	24.119	31.620	29.920	208.9	27:37.055
8	1	1:24.969	23.945	31.614	29.410	213.9	29:02.024	9	1	1:27.523	25.678	32.190	29.655	218.6	30:29.547
10	1	4:11.733 <b>B</b>	24.374	31.980	3:15.379	219.1	34:41.280	11	2	1:33.054	31.800	31.399	29.855	153.2	36:14.334
12	2	1:23.073	22.990	<b>30.666</b>	29.417	246.6	37:37.407	13	2	1:22.809	22.563	<b>30.897</b>	29.349	256.5	39:00.216
14	2	<b>1:22.714</b>	<b>22.384</b>	31.014	<b>29.316</b>	259.0	40:22.930								
<b>45</b> Chevron B19 1971 1. Gianluigi CANDIANI P-2L 2. Frédéric ROUVIER															
1	1	2:35.068	1:23.765	37.048	34.255	121.5	2:35.068	2	1	1:33.673	26.280	33.837	33.556	206.1	4:08.741
3	1	16:23.611 <b>B</b>	34.845	46.415	...	202.6	20:32.352	4	1	1:49.553	39.284	36.781	33.488	119.6	22:21.905
5	1	1:36.986	28.688	35.606	32.692	178.5	23:58.891	6	1	1:36.537	27.636	34.082	34.819	191.8	25:35.428
7	1	3:52.510 <b>B</b>	33.508	35.260	2:43.742	235.3	29:27.938	8	1	1:34.458	30.543	32.380	31.535	154.5	31:02.396
9	1	1:28.591	25.101	32.279	31.211	195.7	32:30.987	10	1	1:25.924	23.769	31.479	30.676	228.3	33:56.911
11	1	1:25.491	23.510	31.434	30.547	229.8	35:22.402	12	1	1:29.504	23.918	33.124	32.462	235.8	36:51.906
13	1	1:25.879	<b>23.055</b>	31.550	31.274	243.8	38:17.785	14	1	1:29.420	25.033	32.313	32.074	217.3	39:47.205
15	1	1:27.407	24.385	31.970	31.052	237.9	41:14.612	16	1	1:27.401	23.310	31.336	32.755	244.3	42:42.013
17	1	<b>1:24.945</b>	23.410	<b>31.305</b>	<b>30.230</b>	237.4	44:06.958	18	1	1:26.634	23.671	31.348	31.615	223.1	45:33.592
<b>39</b> Porsche 911 Carrera RSR 3.0 1975 1. Vincent MARTIN GT1 2. Paul MARTIN															
1	1	3:07.082	1:49.923	39.959	37.200	120.9	3:07.082	2	1	17:31.979 <b>B</b>	30.243	39.241	...	170.9	20:39.061
3	1	2:02.644	43.355	41.688	37.601	131.5	22:41.705	4	1	1:45.784	32.092	37.521	<b>36.171</b>	158.4	24:27.489
5	1	<b>1:43.668</b>	30.368	<b>37.099</b>	36.201	172.5	26:11.157	6	1	1:43.672	29.597	37.472	36.603	170.3	27:54.829
7	1	3:57.720 <b>B</b>	<b>29.551</b>	37.760	2:50.409	175.6	31:52.549	8	1	2:05.745	41.508	43.598	40.639	111.5	33:58.294
9	1	1:53.561	31.390	42.525	39.646	153.8	35:51.855	10	1	1:50.505	30.364	42.060	38.081	167.4	37:42.360
11	1	1:50.022	31.048	41.348	37.626	154.1	39:32.382	12	1	1:47.667	30.067	39.689	37.911	153.2	41:20.049
13	1	1:49.964	29.991	41.266	38.707	158.1	43:10.013	14	1	1:48.864	30.214	40.530	38.120	163.9	44:58.877
15	1	1:49.528	30.604	40.415	38.509	161.9	46:48.405								
<b>42</b> Lola T70 Mk.3B GT 1969 1. David HART P+2L 2. Olivier HART															
1	2	2:19.586	1:17.469	32.440	29.677	133.0	2:19.586								

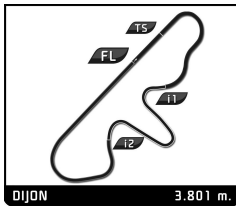


## CLASSIC ENDURANCE RACING 1 GRAND PRIX DE L'AGE D'OR PRIVATE PRACTICE

### Sector Analysis

Lap under Red Flag    Invalidated Lap    Personal Best    Session Best    B Crossing the pit lane

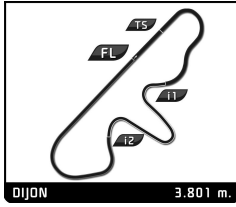
Lap	D	Time	Sector 1	Sector 2	Sector 3	T. Spd	Elapsed	Lap	D	Time	Sector 1	Sector 2	Sector 3	T. Spd	Elapsed	
<b>56</b>	Porsche 911 Carrera RSR 2.8 1973 1. Alain GADAL							GT1	14	2	1:37.143	27.175	35.234	34.734	177.6	41:31.066
	1	2:12.715	53.958	40.030	38.727	114.6	2:12.715	15	2	1:38.286	27.358	35.502	35.426	180.0	43:09.352	
	2	1:51.525	29.643	40.979	40.903	193.9	4:04.240	16	2	<b>1:36.681</b>	<b>26.869</b>	<b>35.069</b>	34.743	173.1	44:46.033	
	3	16:39.137 B	38.265	46.818	...	185.6	20:43.377	17	2	1:38.872	27.907	35.254	35.711	174.2	46:24.905	
	4	2:00.194	40.029	41.303	38.862	128.4	22:43.571									
	5	1:46.104	31.061	38.486	36.557	172.8	24:29.675									
	6	1:47.773	30.368	38.666	38.739	179.4	26:17.448									
	7	1:45.619	30.222	38.705	36.692	187.8	28:03.067									
	8	1:43.088	28.755	38.115	36.218	194.6	29:46.155									
	9	1:42.535	28.364	37.980	36.191	194.6	31:28.690									
	10	1:44.667	30.059	38.694	35.914	178.8	33:13.357									
	11	1:40.329	27.690	37.025	35.614	192.9	34:53.686									
	12	<b>1:38.476</b>	26.936	<b>36.408</b>	<b>35.132</b>	213.0	36:32.162									
	13	1:39.872	<b>26.922</b>	36.689	36.261	201.1	38:12.034									
	14	1:43.914	28.669	38.562	36.683	213.9	39:55.948									
<b>58</b>	Porsche 911 Carrera RSR 3.0 1974 1. Urs BECK							GT1	11	2	1:45.062	35.285	35.572	34.205	115.8	36:16.913
	1	3:08.544	1:52.239	40.132	36.173	132.8	3:08.544	12	2	1:30.878	25.530	<b>32.709</b>	32.639	196.4	37:47.791	
	2	17:15.727 B	29.447	39.933	...	165.4	20:24.271	13	2	1:30.272	25.070	33.461	31.741	206.1	39:18.063	
	3	1:51.303	37.288	38.707	35.308	139.5	22:15.574	14	2	1:30.156	24.762	32.955	32.439	203.4	40:48.219	
	4	1:41.848	29.934	36.622	35.292	176.8	23:57.422	15	2	1:30.561	24.660	33.820	32.081	204.2	42:18.780	
	5	1:38.444	27.493	35.254	35.697	192.9	25:35.866	16	2	<b>1:29.454</b>	24.708	33.229	31.517	207.3	43:48.234	
	6	1:37.421	27.418	35.501	34.502	194.9	27:13.287	17	2	1:29.614	<b>24.559</b>	33.146	31.909	199.6	45:17.848	
	7	1:36.716	26.970	34.909	34.837	196.4	28:50.003									
	8	1:37.322	27.373	35.470	34.479	188.8	30:27.325									
	9	1:35.906	26.822	34.591	34.493	214.7	32:03.231									
	10	1:36.113	27.205	34.662	34.246	202.2	33:39.344									
	11	1:35.879	26.468	34.401	35.010	207.3	35:15.223									
	12	2:50.416 B	28.008	35.883	1:46.525	181.5	38:05.639									
	13	1:41.842	33.427	<b>34.366</b>	34.049	137.4	39:47.481									
	14	<b>1:35.418</b>	<b>26.450</b>	35.046	<b>33.922</b>	198.2	41:22.899									
	15	1:37.696	27.683	35.860	34.153	185.9	43:00.595									
	16	1:36.805	27.403	35.376	34.026	191.8	44:37.400									
	17	1:37.715	28.067	35.526	34.122	194.9	46:15.115									
<b>59</b>	Porsche 911 Carrera RSR 3.0 1974 1. Tarek MAHMOUD 2. Galal MAHMOUD							GT1	1	1	3:24.017	2:06.953	40.056	37.008	115.5	3:24.017
	1	2:43.648	1:22.301	42.990	38.357	133.7	2:43.648	2	1	16:52.531 B	28.641	39.361	...	152.5	20:16.548	
	2	<b>1:43.392</b>	28.612	37.026	37.754	165.1	4:27.040	3	1	1:54.357	40.673	39.400	34.284	123.6	22:10.905	
	3	16:06.482 B	37.766	44.903	...	130.9	20:33.522	4	1	1:34.394	26.330	35.685	32.379	206.9	23:45.299	
	4	1:54.973	39.685	38.436	36.852	118.2	22:28.495	5	1	1:32.411	26.214	34.394	31.803	206.1	25:17.710	
	5	1:44.268	29.834	38.459	35.975	153.0	24:12.763	6	1	1:31.504	25.346	34.492	31.666	205.3	26:49.214	
	6	1:43.574	29.569	37.472	36.533	172.8	25:56.337	7	1	1:32.977	24.911	34.192	33.874	228.3	28:22.191	
	7	1:42.550	29.138	36.338	37.074	172.5	27:38.887	8	1	1:29.480	25.179	<b>32.903</b>	31.398	213.4	29:51.671	
	8	1:42.410	29.362	36.516	36.532	155.4	29:21.297	9	1	1:29.609	<b>24.891</b>	33.702	31.016	216.9	31:21.280	
	9	1:39.401	27.993	35.503	35.905	171.7	31:00.698	10	1	3:44.220 B	24.933	33.114	2:46.173	210.9	35:05.500	
	10	3:50.477 B	28.553	35.808	2:46.116	171.2	34:51.175	11	2	1:54.463	41.032	37.425	36.006	111.7	36:59.963	
	11	2	1:48.061	36.390	36.684	34.987	120.8	36:39.236	12	2	1:35.529	27.202	35.099	33.228	163.4	38:35.492
	12	2	1:36.972	27.335	35.377	<b>34.260</b>	180.6	38:16.208	13	2	1:31.468	25.668	34.679	31.121	192.9	40:06.960
	13	2	1:37.715	27.383	35.585	34.747	181.8	39:53.923								
<b>62</b>	Lola T70 Mk.3B GT 1969 1. JUNIOR 2. GUY							P+2L	1	1	2:19.729	1:07.065	38.397	34.267	128.3	2:19.729
	1	2:19.729	1:07.065	38.397	34.267	128.3	2:19.729	2	1	1:40.194	27.112	36.288	36.794	188.2	3:59.923	
	2	1:40.194	27.112	36.288	36.794	188.2	3:59.923	3	1	17:05.160 B	38.581	45.913	...	142.5	21:05.083	
	3	17:05.160 B	38.581	45.913	...	142.5	21:05.083	4	1	2:02.054	42.408	41.662	37.984	110.4	23:07.137	
	4	1:42.054	42.408	41.662	37.984	110.4	23:07.137	5	1	1:44.802	32.418	38.975	33.409	132.4	24:51.939	
	5	1:44.802	32.418	38.975	33.409	132.4	24:51.939	6	1	1:37.530	27.739	36.656	33.135	176.8	26:29.469	
	6	1:37.530	27.739	36.656	33.135	176.8	26:29.469	7	1	1:34.232	27.492	34.414	32.326	193.2	28:03.701	
	7	1:34.232	27.492	34.414	32.326	193.2	28:03.701	8	1	1:34.680	27.772	33.967	32.941	180.9	29:38.381	
	8	1:34.680	27.772	33.967	32.941	180.9	29:38.381	9	1	1:31.261	26.675	33.250	<b>31.336</b>	178.8	31:09.642	
	9	1:31.261	26.675	33.250	<b>31.336</b>	178.8	31:09.642	10	1	3:22.209 B	25.970	34.603	2:21.636	185.9	34:31.851	
	10	3:22.209 B	25.970	34.603	2:21.636	185.9	34:31.851	11	2	1:45.062	35.285	35.572	34.205	115.8	36:16.913	
	11	2	1:45.062	35.285	35.572	34.205	115.8	36:16.913	12	2	1:30.878	25.530	<b>32.709</b>	32.639	196.4	37:47.791
	12	2	1:30.878	25.530	<b>32.709</b>	32.639	196.4	37:47.791	13	2	1:30.272	25.070	33.461	31.741	206.1	39:18.063
	13	2	1:30.272	25.070	33.461	31.741	206.1	39:18.063	14	2	1:30.156	24.762	32.955	32.439	203.4	40:48.219
	14	2	1:30.156	24.762	32.955	32.439	203.4	40:48.219	15	2	1:30.561	24.660	33.820	32.081	204.2	42:18.780
	15	2	1:30.561	24.660	33.820	32.081	204.2	42:18.780	16	2	<b>1:29.454</b>	24.708	33.229	31.517	207.3	43:48.234
	16	2	<b>1:29.454</b>	24.708	33.229	31.517	207.3	43:48.234	17	2	1:29.614	<b>24.559</b>	33.146	31.909	199.6	45:17.848
	17	2	1:29.614	<b>24.559</b>	33.146	31.909	199.6	45:17.848								
<b>67</b>	Chevron B19 1971 1. Michael CANTILLON							P-2L	1	1	2:01.206	53.878	35.773	31.555	128.9	2:01.206
	1	2:01.206	53.878	35.773	31.555	128.9	2:01.206	2	1	1:28.113	24.598	32.854	<b>30.661</b>	190.5	3:29.319	
	2	1:28.113	24.598	32.854	<b>30.661</b>	190.5	3:29.319	3	1	17:16.441 B	23.789	35.458	...	225.5	20:45.760	
	3	17:16.441 B	23.789	35.458	...	225.5	20:45.760	4	1	1:49.058	38.301	38.177	32.580	131.1	22:34.818	
	4	1:49.058	38.301	38.177	32.580	131.1	22:34.818	5	1	10:09.355	44.838	8:46.261	38.256	193.2	32:44.173	
	5	10:09.355	44.838	8:46.261	38.256	193.2	32:44.173	6	1	1:27.226	24.190	32.219	30.817	194.6	34:11.399	
	6	1:27.226	24.190	32.219	30.817	194.6	34:11.399	7	1	<b>1:26.603</b>	23.544	<b>31.891</b>	31.168	212.6	35:38.002	
	7	<b>1:26.603</b>	23.544	<b>31.891</b>	31.168	212.6	35:38.002	8	1	1:29.143	24.673	33.683	30.787	233.3	37:07.145	
	8	1:29.143	24.673	33.683	30.787	233.3	37:07.145	9	1	1:36.406	23.435	40.944	32.027	235.3	38:43.551	
	9	1:36.406	23.435	40.944	32.027	235.3	38:43.551	10	1	1:31.861	<b>23.243</b>	35.982	32.636	227.8	40:15.412	
	10	1:31.861	<b>23.243</b>	35.982	32.636	227.8	40:15.412									
<b>69</b>	Ford GT40 1969 1. Mr JOHN OF B 2. Soheil AYARI							GT1	1	1	3:24.017	2:06.953	40.056	37.008	115.5	



## CLASSIC ENDURANCE RACING 1 GRAND PRIX DE L'AGE D'OR PRIVATE PRACTICE

### Sector Analysis

Lap under Red Flag						Invalidated Lap		Personal Best		Session Best		B Crossing the pit lane			
Lap	D	Time	Sector 1	Sector 2	Sector 3	T. Spd	Elapsed	Lap	D	Time	Sector 1	Sector 2	Sector 3	T. Spd	Elapsed
<b>70</b> Lola T70 Mk.3B GT 1969															
1. Jan MAGNUSSEN P+2L															
2. Chris WARD															
1	1	2:42.345	1:28.820	37.082	36.443	111.0	2:42.345	2	1	1:36.446	26.714	35.798	33.934	199.6	3:42.585
2	1	<b>1:33.037</b>	28.601	33.359	31.077	165.6	4:15.382	3	1	16:58.610 <b>B</b>	36.432	50.820	...	192.9	20:41.195
3	1	16:32.216 <b>B</b>	37.062	47.585	...	160.2	20:47.598	4	1	1:57.976	41.347	39.822	36.807	134.2	22:39.171
4	1	1:47.995	36.892	38.256	32.847	134.5	22:35.593	5	1	1:40.313	29.602	36.770	33.941	197.8	24:19.484
5	1	1:28.968	26.176	32.589	<b>30.203</b>	192.5	24:04.561	6	1	1:35.801	27.205	34.754	33.842	212.2	25:55.285
6	1	1:29.796	24.543	32.789	32.464	208.1	25:34.357	7	1	1:35.059	26.879	35.231	32.949	201.9	27:30.344
7	1	<b>1:25.371</b>	23.818	<b>31.172</b>	30.381	216.0	26:59.728	8	1	1:32.071	25.978	33.674	32.419	205.3	29:02.415
8	1	4:39.512 <b>B</b>	<b>23.624</b>	32.199	3:43.689	225.9	31:39.240	9	1	1:36.783	27.415	36.215	33.153	202.2	30:39.198
9	2	1:34.721	30.901	32.727	31.093	149.6	33:13.961	10	1	1:31.774	25.479	33.464	32.831	216.0	32:10.972
<b>76</b> Ford GT40 1965															
1. Marc CARLIN GT1															
2. Eric LEBRETON															
1	1	2:15.563	58.208	40.572	36.783	113.6	2:15.563	11	1	1:33.658	26.123	35.450	<b>32.085</b>	196.7	33:44.630
2	1	1:54.249	31.685	42.148	40.416	138.5	4:09.812	12	1	<b>1:30.003</b>	<b>24.773</b>	<b>33.132</b>	32.098	219.5	35:14.633
3	1	16:47.601 <b>B</b>	40.153	48.041	...	148.6	20:57.413	13	1	1:37.182	27.033	36.878	33.271	188.5	36:51.815
4	1	1:59.278	42.556	40.435	36.287	123.9	22:56.691	14	1	1:31.192	25.098	33.798	32.296	209.3	38:23.007
5	1	1:48.924	33.755	38.232	36.937	135.7	24:45.615	15	1	1:32.420	25.334	33.825	33.261	198.2	39:55.427
6	1	1:52.583	33.271	43.089	36.223	140.3	26:38.198	16	1	1:35.305	26.739	35.384	33.182	189.5	41:30.732
7	1	1:46.202	31.832	38.425	35.945	153.2	28:24.400	17	1	1:33.965	25.199	34.987	33.779	224.1	43:04.697
8	1	<b>1:39.852</b>	28.843	<b>36.698</b>	<b>34.311</b>	180.6	30:04.252	18	1	1:32.430	24.863	34.200	33.367	212.6	44:37.127
9	1	1:44.305	29.325	39.935	35.045	161.0	31:48.557	19	1	1:35.020	27.653	33.814	33.553	210.1	46:12.147
10	1	1:44.995	29.795	37.911	37.289	174.8	33:33.552								
11	1	1:40.440	<b>28.427</b>	37.492	34.521	192.2	35:13.992								
<b>80</b> Chevron B21 1972															
1. Daniel ROUSTAN P-2L															
1	1	4:07.250	2:49.504	39.878	37.868	120.8	4:07.250								
2	1	16:23.969 <b>B</b>	3:43.686	55.510	...	189.8	20:31.219								
3	1	1:50.014	38.304	38.273	33.437	121.8	22:21.233								
4	1	1:37.646	28.898	35.520	33.228	180.6	23:58.879								
5	1	1:39.254	29.111	35.749	34.394	190.1	25:38.133								
6	1	1:35.910	27.996	35.218	32.696	175.9	27:14.043								
7	1	1:35.814	27.805	35.084	32.925	188.5	28:49.857								
8	1	1:34.106	26.262	34.370	33.474	206.1	30:23.963								
9	1	1:34.360	25.862	35.988	32.510	205.7	31:58.323								
10	1	1:33.446	25.125	34.934	33.387	214.7	33:31.769								
11	1	1:32.369	26.224	<b>33.499</b>	32.646	214.7	35:04.138								
12	1	1:34.170	25.585	35.057	33.528	189.5	36:38.308								
13	1	1:35.416	27.028	35.857	32.531	189.8	38:13.724								
14	1	1:33.762	27.236	34.083	32.443	207.7	39:47.486								
15	1	1:31.133	25.238	33.595	32.300	218.2	41:18.619								
16	1	<b>1:30.123</b>	<b>24.473</b>	33.613	32.037	224.5	42:48.742								
17	1	1:30.552	24.729	33.705	32.118	210.1	44:19.294								
18	1	1:30.930	25.166	33.852	<b>31.912</b>	191.5	45:50.224								
<b>82</b> Chevron B16 1970															
1. Xavier MICHEL P-2L															
1	1	2:06.139	52.139	38.882	35.118	113.0	2:06.139								
<b>83</b> Lola T70 Mk.3B GT 1971															
1. Michael GANS P+2L															
1	1	2:26.157	1:17.986	36.078	32.093	109.5	2:26.157								
2	1	1:33.019	26.315	34.894	31.810	179.1	3:59.176								
3	1	16:26.489 <b>B</b>	37.316	45.086	...	173.6	20:25.665								
4	1	1:49.254	37.166	37.914	34.174	150.6	22:14.919								
5	1	1:34.448	29.229	33.838	31.381	177.3	23:49.367								
6	1	1:33.163	27.357	34.427	31.379	213.0	25:22.530								
7	1	1:29.633	26.055	32.417	31.161	197.4	26:52.163								
8	1	1:31.976	27.503	33.480	30.993	188.8	28:24.139								
9	1	1:27.275	25.325	31.569	30.381	196.0	29:51.414								
10	1	<b>1:25.899</b>	<b>24.199</b>	31.536	30.164	225.5	31:17.313								
11	1	1:29.779	24.798	32.321	32.660	195.7	32:47.092								
12	1	1:29.635	26.372	33.178	<b>30.085</b>	189.1	34:16.727								
13	1	1:26.751	24.403	31.839	30.509	222.7	35:43.478								
14	1	1:27.767	25.048	<b>31.510</b>	31.209	197.4	37:11.245								
15	1	1:26.377	24.650	31.586	30.141	243.8	38:37.622								
16	1	1:27.656	24.906	32.222	30.528	192.2	40:05.278								
17	1	1:27.781	25.055	32.191	30.535	215.1	41:33.059								
18	1	1:29.005	25.764	32.350	30.891	188.5	43:02.064								
19	1	1:29.150	26.201	32.526	30.423	190.5	44:31.214								
20	1	1:26.109	24.265	31.542	30.302	216.0	45:57.323								
<b>89</b> McLaren M6B 1968															
1. Max BANKS P+2L															
2. Andrew BANKS															
1	1	1:56.145	49.690	35.048	31.407	112.4	1:56.145								
2	1	1:26.435	24.364	32.234	29.837	212.6	3:22.580								
3	1	16:56.505 <b>B</b>	23.299	32.335	...	229.3	20:19.085								
4	1	1:44.782	38.343	35.983	30.456	131.4	22:03.867								
5	1	1:28.062	24.853	33.110	30.099	206.9	23:31.929								
6	1	1:24.881	23.823	31.482	29.576	217.3	24:56.810								
7	1	1:30.922	24.670	35.094	31.158	212.2	26:27.732								
8	1	1:25.208	23.494	31.772	29.942	228.8	27:52.940								
9	1	1:24.591	23.231	31.234	30.126	217.3	29:17.531								



## CLASSIC ENDURANCE RACING 1 GRAND PRIX DE L'AGE D'OR PRIVATE PRACTICE

### Sector Analysis

Lap under Red Flag    Invalidated Lap    Personal Best    Session Best    Crossing the pit lane

Lap	D	Time	Sector 1	Sector 2	Sector 3	T. Spd	Elapsed	Lap	D	Time	Sector 1	Sector 2	Sector 3	T. Spd	Elapsed
10	1	1:26.740	23.615	<b>31.197</b>	31.928	219.5	30:44.271	8	1	4:22.673 <b>B</b>	29.768	38.045	3:14.860	166.9	33:22.514
11	1	3:00.418 <b>B</b>	23.432	31.392	2:05.594	219.5	33:44.689	9	1	1:50.358	35.557	38.861	35.940	132.8	35:12.872
12	2	1:30.977	29.802	31.708	29.467	166.9	35:15.666	10	1	1:43.398	28.277	37.697	37.424	174.8	36:56.270
13	2	1:28.691	26.525	32.364	29.802	175.9	36:44.357	11	1	1:40.970	28.975	36.519	35.476	202.2	38:37.240
14	2	1:26.155	23.648	32.340	30.167	232.3	38:10.512	12	1	1:40.661	28.532	36.454	35.675	182.1	40:17.901
15	2	1:25.635	24.238	31.669	29.728	222.7	39:36.147	13	1	1:42.049	28.332	37.389	36.328	196.0	41:59.950
16	2	1:25.305	23.787	31.357	30.161	234.3	41:01.452	14	1	1:43.055	28.635	37.527	36.893	185.2	43:43.005
17	2	<b>1:24.203</b>	23.461	31.288	<b>29.454</b>	237.9	42:25.655	15	1	1:40.997	27.984	37.318	35.695	185.2	45:24.002
18	2	1:26.356	25.285	31.351	29.720	220.4	43:52.011								
19	2	1:25.328	<b>23.168</b>	31.304	30.856	224.1	45:17.339								

116 Ford GT40 1969 1. Damien KOHLER							
GT1							
1	1	3:23.106	2:04.528	43.558	35.020	135.8	3:23.106
2	1	16:57.669 <b>B</b>	<b>26.933</b>	37.691	...	207.7	20:20.775
3	1	1:51.286	39.822	<b>38.373</b>	<b>33.091</b>	123.7	22:12.061
4	1	1:36.291					23:48.352
5	1	1:36.363					25:24.715
6	1	1:33.388					26:58.103
7	1	1:32.091					28:30.194
8	1	1:36.188					30:06.382
9	1	1:35.314					31:41.696
10	1	1:31.817					33:13.513
11	1	1:33.587					34:47.100
12	1	3:22.237 <b>B</b>					38:09.337
13	1	1:41.147					39:50.484
14	1	1:33.289					41:23.773
15	1	1:35.915					42:59.688
16	1	1:33.538					44:33.226
17	1	<b>1:31.415</b>					46:04.641

124 Lola T70 Mk.3B Spyder 1968 1. Emile BREITTMAYER							
P+2L							
1	1	<b>5:06.833</b> <b>B</b>	3:18.603	37.516	1:10.714	125.0	5:06.833
2	1	13:40.774 <b>B</b>					18:47.607
3	1	3:00.755	1:53.445	35.120	32.190	168.2	21:48.362
4	1	1:28.789	26.007	32.410	30.372	213.0	23:17.151
5	1	1:28.910	25.350	32.590	30.970	210.9	24:46.061
6	1	1:31.535	29.042	32.025	30.468	135.8	26:17.596
7	1	1:28.532	26.877	31.695	<b>29.960</b>	204.2	27:46.128
8	1	1:26.072	23.814	31.205	31.053	232.8	29:12.200
9	1	1:25.866	23.760	31.450	30.656	238.4	30:38.066
10	1	<b>1:23.567</b>	<b>23.037</b>	<b>30.553</b>	29.977	246.6	32:01.633

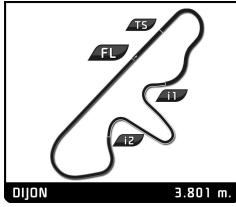
159 Porsche 911 Carrera RSR 3.0 1974 1. Jean-Louis BONNET							
GT1							
1	1	3:07.453	1:51.520	40.359	35.574	116.9	3:07.453
2	1	17:06.456 <b>B</b>	28.447	38.462	...	181.8	20:13.909
3	1	1:57.717	42.098	39.454	36.165	119.5	22:11.626
4	1	1:44.879	30.977	38.633	<b>35.269</b>	155.4	23:56.505
5	1	1:42.539	29.834	36.886	35.819	165.1	25:39.044
6	1	1:41.396	28.361	36.474	36.561	180.9	27:20.440
7	1	<b>1:39.401</b>	<b>27.540</b>	<b>36.226</b>	35.635	195.7	28:59.841

160 Lola T70 Mk.3B GT 1969 1. Jean-François BESSON 2. Guillaume GAGNARD							
P+2L							
1	1	40:23.588	...	34.288	31.843	147.1	40:23.588
2	1	1:27.301	<b>24.054</b>	<b>32.402</b>	30.845	255.3	41:50.889
3	1	1:27.547	24.620	32.426	30.501		43:18.436
4	1	<b>1:27.075</b>	24.086	32.678	<b>30.311</b>		44:45.511
5	1	1:28.975	24.115	33.870	30.990		46:14.486

170 Lola T70 Mk.3 1969 1. Bruno PEREIRA 2. Charlie HYETT							
P+2L							
1	2	2:55.933	1:53.554	32.193	30.186	95.5	2:55.933
2	2	<b>1:24.196</b>	<b>23.605</b>	31.045	29.546	225.5	4:20.129
3	2	16:14.937 <b>B</b>	34.856	47.258	...	187.2	20:35.066
4	2	1:42.657	35.867	35.462	31.328	128.0	22:17.723
5	2	1:32.215	28.677	33.444	30.094	174.2	23:49.938
6	2	<b>1:26.504</b>	25.477	31.328	<b>29.699</b>	216.9	25:16.442
7	2	4:18.868 <b>B</b>	24.995	<b>30.916</b>	3:22.957	208.5	29:35.310
8	1	1:40.581	34.457	34.346	31.778	146.5	31:15.891
9	1	1:32.585	25.375	34.404	32.806	208.9	32:48.476
10	1	1:30.624	26.195	32.990	31.439	196.7	34:19.100
11	1	1:28.924	24.923	32.845	31.156	215.1	35:48.024
12	1	1:29.584	25.259	33.101	31.224	216.9	37:17.608
13	1	1:29.306	25.388	32.591	31.327	210.9	38:46.914
14	1	1:28.662	24.779	32.515	31.368	219.1	40:15.576
15	1	1:28.055	24.655	32.400	31.000	220.0	41:43.631
16	1	1:28.708	25.041	32.413	31.254	209.3	43:12.339
17	1	1:28.819	25.330	32.541	30.948	189.8	44:41.158
18	1	1:28.943	25.123	32.907	30.913	212.2	46:10.101

186 Chevron B8 1969 1. Robert SHAW							
P-2L							
1	1	21:00.525 <b>B</b>	2:01.884	41.227	...	92.8	21:00.525
2	1	2:07.363	45.995	44.000	37.368	87.2	23:07.888
3	1	1:45.219	30.680	38.942	35.597	156.3	24:53.107
4	1	10:29.058 <b>B</b>	27.889	40.044	9:21.125	178.5	35:22.165
5	1	1:50.228	39.488	36.517	34.223	97.3	37:12.393
6	1	1:37.028	26.364	35.982	34.682	200.7	38:49.421
7	1	1:35.091	26.264	35.493	33.334	197.1	40:24.512
8	1	1:35.166	<b>25.564</b>	<b>35.327</b>	34.275	216.9	41:59.678
9	1	1:34.603	26.028	<b>34.174</b>	34.401	198.9	43:34.281
10	1	<b>1:34.441</b>	<b>26.078</b>	<b>35.141</b>	<b>33.222</b>	182.7	45:08.722

888 Porsche 911 Carrera RSR 3.0 1974 1. Cédric KLÄUSLER							
GT1							



## CLASSIC ENDURANCE RACING 1 GRAND PRIX DE L'AGE D'OR PRIVATE PRACTICE

### Sector Analysis

■ Lap under Red Flag   
 ■ Invalidated Lap   
 ■ Personal Best   
 ■ Session Best   
 B Crossing the pit lane

Lap	D	Time	Sector 1	Sector 2	Sector 3	T. Spd	Elapsed	Lap	D	Time	Sector 1	Sector 2	Sector 3	T. Spd	Elapsed
1	1	3:12.541	1:59.091	37.141	36.309	115.5	3:12.541								
2	1	17:05.273 <b>B</b>	27.208	37.697	...	197.1	20:17.814								
3	1	1:54.699	40.674	38.727	35.298	120.4	22:12.513								
4	1	1:45.060	32.519	36.511	36.030	154.7	23:57.573								
5	1	1:42.011	29.519	37.720	34.772	171.7	25:39.584								
6	1	1:42.158	28.211	36.745	37.202	173.4	27:21.742								
7	1	3:34.736 <b>B</b>	26.903	35.915	2:31.918	193.9	30:56.478								
8	1	1:47.875	33.582	35.476	38.817	145.7	32:44.353								
9	1	1:38.790	27.253	36.900	34.637	184.3	34:23.143								
10	1	1:36.896	26.896	35.659	34.341	199.3	36:00.039								
11	1	1:36.751	26.457	35.035	35.259	203.8	37:36.790								
12	1	1:36.496	27.207	34.954	34.335	189.5	39:13.286								
13	1	1:36.555	26.804	35.130	34.621	205.3	40:49.841								
14	1	<b>1:34.470</b>	<b>26.240</b>	<b>34.458</b>	<b>33.772</b>	198.9	42:24.311								
15	1	1:36.008	26.829	35.294	33.885	199.6	44:00.319								