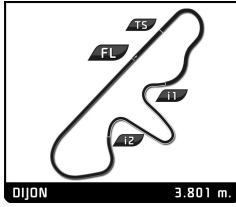


2.0L CUP GRAND PRIX DE L'AGE D'OR QUALIFYING

Sector Analysis

Lap under Red Flag							Invalidated Lap		Personal Best		Session Best		B Crossing the pit lane		
Lap	D	Time	Sector 1	Sector 2	Sector 3	T. Spd	Elapsed	Lap	D	Time	Sector 1	Sector 2	Sector 3	T. Spd	Elapsed
3	Porsche 911 2,0L 1965		1.Pierre FERRER		GTL										
1	1	2:39.322	1:11.401	44.094	43.827		2:39.322	5	2	1:40.822	27.064	36.963	36.795		8:48.803
2	1	1:55.464	32.124	41.561	41.779		4:34.786	6	2	1:40.071	26.878	36.473	36.720		10:28.874
3	1	1:54.094	32.296	40.080	41.718	175.0	6:28.880	7	2	1:39.810	26.921	36.360	36.529		12:08.684
4	1	1:54.508	31.960	40.140	42.408		8:23.388	8	2	3:06.255 B	27.315	37.849	2:01.091		15:14.939
4	Porsche 911 2,0L 1965		1.Benjamin CHIRON		GTL										
1	1	2:17.987	58.952	39.534	39.501		2:17.987	9	1	1:50.443	34.401	38.430	37.612		17:05.382
2	1	1:49.762	30.420	39.643	39.699	185.2	4:07.749	10	1	1:41.756	27.607	37.012	37.137		18:47.138
3	1	1:46.954	29.918	38.217	38.819		5:54.703	11	1	1:43.296	27.391	37.800	38.105	207.3	20:30.434
4	1	1:46.275	29.412	38.112	38.751		7:40.978	12	1	1:43.052	27.590	38.063	37.399		22:13.486
5	1	1:47.987	29.104	39.409	39.474		9:28.965	13	1	1:42.436	27.716	37.350	37.370		23:55.922
6	1	1:46.102	29.109	37.871	39.122		11:15.067	14	1	1:41.753	27.429	37.030	37.294	203.8	25:37.675
7	1	1:45.632	28.883	38.004	38.745		13:00.699	15	1	1:43.871	28.656	37.681	37.534	207.7	27:21.546
8	1	3:57.739 B	29.936	38.405	2:49.398		16:58.438	16	1	1:42.574	27.402	37.434	37.738		29:04.120
9	1	1:57.721	40.168	39.044	38.509		18:56.159	17	1	1:42.992	27.521	37.813	37.658		30:47.112
10	1	1:47.475	28.996	39.071	39.408		20:43.634								
11	1	1:46.551	28.971	38.941	38.639		22:30.185								
12	1	1:48.359	29.060	39.453	39.846		24:18.544								
13	1	1:45.925	28.843	38.204	38.878		26:04.469								
14	1	1:45.456	28.702	37.853	38.901		27:49.925								
15	1	1:45.142	28.923	37.954	38.265		29:35.067								
16	1	1:47.429	28.172	38.210	41.047		31:22.496								
5	Porsche 911 2,0L 1965		1.Dirk PETERS		GTL										
1	1	2:48.453	1:27.842	40.790	39.821		2:48.453								
2	1	1:48.506	30.144	39.103	39.259		4:36.959								
3	1	1:52.083	31.283	42.064	38.736		6:29.042								
4	1	1:46.439	29.252	38.551	38.636		8:15.481								
5	1	1:48.139	29.690	39.324	39.125		10:03.620								
6	1	1:48.033	29.853	39.491	38.689		11:51.653								
7	1	1:48.753	29.834	39.446	39.473		13:40.406								
8	1	1:48.731	30.002	39.486	39.243		15:29.137								
9	1	1:47.811	29.795	39.334	38.682		17:16.948								
10	1	1:46.706	29.472	38.793	38.441	192.5	19:03.654								
11	1	1:47.847	29.868	39.037	38.942		20:51.501								
12	1	1:51.264	29.474	40.187	41.600		22:42.762								
13	1	1:46.914	29.198	39.087	38.629	188.2	24:29.676								
14	1	1:46.292	29.331	38.709	38.252	192.2	26:15.968								
15	1	1:46.291	29.178	38.279	38.834		28:02.259								
16	1	1:46.990	29.641	39.078	38.271		29:49.249								
17	1	1:47.415	29.514	38.921	38.980		31:36.664								
9	Porsche 911 2,0L 1965		1.Matthew HOLME 2.Andrew JORDAN		GTL										
1	2	2:03.738	50.106	36.776	36.856		2:03.738								
2	2	1:39.768	26.869	36.333	36.566		3:43.506								
3	2	1:41.888	28.007	36.722	37.159		5:25.394								
4	2	1:42.587	29.215	36.689	36.683		7:07.981								
10	Porsche 911 2,0L 1965		1.Juan Pablo ORJUELA 2.Nelson CALLE		GTL										
1	2	2:24.784	1:09.919	37.666	37.199	118.6	2:24.784								
2	2	1:42.303	27.692	37.297	37.314	200.0	4:07.087								
3	2	1:41.698	27.518	37.022	37.158	206.5	5:48.785								
4	2	1:41.723	27.397	37.147	37.179	205.3	7:30.508								
5	2	5:54.962 B	27.572	37.399	4:49.991	206.5	13:25.470								
6	1	1:49.263	34.727	37.430	37.106	124.1	15:14.733								
7	1	1:42.374	27.403	37.799	37.172	205.7	16:57.107								
8	1	1:41.526	27.487	37.109	36.930	205.7	18:38.633								
9	1	1:42.679	28.324	37.243	37.112	205.7	20:21.312								
10	1	1:41.808	27.767	37.098	36.943	205.3	22:03.120								
11	1	1:42.115	27.678	37.255	37.182	207.3	23:45.235								
12	1	1:41.503	27.496	37.068	36.939	206.1	25:26.738								
13	1	1:42.933	28.221	37.522	37.190	207.3	27:09.671								
14	1	1:42.782	27.875	37.817	37.090	206.5	28:52.453								
15	1	1:41.655	27.524	37.025	37.106	206.5	30:34.108								
15	Porsche 911 2,0L 1965		1.David DANGLARD		GTL										
1	1	2:01.975	45.352	39.523	37.100	106.3	2:01.975								
2	1	1:41.095	27.318	36.803	36.974		3:43.070								
3	1	1:41.550	27.706	36.604	37.240		5:24.620								
4	1	1:42.529	27.773	37.216	37.540	201.1	7:07.149								
5	1	1:42.513	27.716	37.599	37.198	195.3	8:49.662								
6	1	1:41.007	27.318	36.700	36.989	204.2	10:30.669								
7	1	1:41.826	27.597	37.113	37.116	199.3	12:12.495								
8	1	3:55.021 B	27.447	36.675	2:50.899		16:07.516								
9	1	1:49.433	34.978	37.283	37.172	127.4	17:56.949								
10	1	1:42.248	27.782	37.195	37.271	194.2	19:39.197								
11	1	1:41.835	27.621	36.893	37.321	196.7	21:21.032								
12	1	1:42.110	27.690	37.111	37.309	201.9	23:03.142								
13	1	1:41.766	27.640	37.063	37.063	201.9	24:44.908								
14	1	1:41.574	27.584	36.930	37.060	203.4	26:26.482								
15	1	1:41.969	27.445	36.849	37.675	203.4	28:08.451								
18	Porsche 911 2,0L 1965		1.Patrick PUGIN		GTL										
1	1	2:26.468	1:11.187	37.860	37.421	115.9	2:26.468								

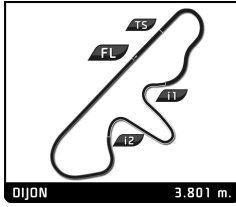


2.0L CUP GRAND PRIX DE L'AGE D'OR QUALIFYING

Sector Analysis

Lap under Red Flag Invalidated Lap Personal Best Session Best Crossing the pit lane

Lap	D	Time	Sector 1	Sector 2	Sector 3	T. Spd	Elapsed	Lap	D	Time	Sector 1	Sector 2	Sector 3	T. Spd	Elapsed
19 Porsche 911 2,0L 1965 1. Jose Ruben ZANCHETTA 2. Xavier DAYRAUT GTL-ELI															
1	2	2:08.648	50.039	39.468	39.141	102.8	2:08.648								
2	2	1:43.860	28.505	38.344	37.011		3:52.508								
3	2	1:41.551	27.355	36.871	37.325		5:34.059								
4	2	1:41.920	27.026	37.361	37.533	206.9	7:15.979								
5	2	1:41.580	27.287	36.842	37.451		8:57.559								
6	2	4:53.170	27.405	37.037	3:48.728		13:50.729								
7	1	1:55.477	36.566	40.007	38.904		15:46.206								
8	1	1:46.003	28.373	38.769	38.861		17:32.209								
9	1	1:46.547	28.770	38.451	39.326	185.6	19:18.756								
10	1	1:47.647	28.411	40.265	38.971		21:06.403								
11	1	1:45.510	28.548	38.245	38.717		22:51.913								
12	1	1:44.681	28.331	38.101	38.249		24:36.594								
13	1	1:45.575	28.358	38.566	38.651	201.9	26:22.169								
14	1	1:46.653	28.509	39.204	38.940		28:08.822								
15	1	1:46.407	29.825	38.406	38.176		29:55.229								
16	1	1:45.714	28.182	38.492	39.040		31:40.943								
27 Porsche 911 2,0L 1965 1. Stephen EDWARDS 2. Matt NEAL GTL-ELI															
1	2	2:19.388	1:02.768	38.679	37.941	107.8	2:19.388								
2	2	1:43.212	28.529	37.601	37.082	201.5	4:02.600								
3	2	1:42.252	26.989	37.990	37.273	204.5	5:44.852								
4	2	1:41.005	27.315	36.834	36.856	203.8	7:25.857								
5	2	1:43.743	28.107	37.620	38.016	204.9	9:09.600								
6	2	4:42.407	27.463	37.147	3:37.797	204.2	13:52.007								
7	1	1:52.210	36.068	38.708	37.434	119.1	15:44.217								
8	1	1:44.873	29.319	37.782	37.772	190.5	17:29.090								
9	1	1:42.470	27.894	37.444	37.132	201.1	19:11.560								
10	1	1:42.238	27.622	37.470	37.146	203.8	20:53.798								
11	1	1:45.227	28.530	39.319	37.378	191.2	22:39.025								
12	1	1:42.616	28.290	37.747	37.579	201.9	24:22.641								
13	1	1:43.663	27.964	38.343	37.356	203.4	26:06.304								
14	1	1:43.793	27.837	38.180	37.776	203.8	27:50.097								
15	1	1:43.465	27.943	38.022	37.500	202.6	29:33.562								
16	1	1:43.045	28.085	37.835	37.125	203.4	31:16.607								
35 Porsche 911 2,0L 1965 1. Frédéric DI EGIDIO GTL															
1	1	2:34.034	1:18.869	37.185	37.980		2:34.034								
2	1	1:42.591	27.657	36.887	38.047		4:16.625								
3	1	1:43.763	28.222	37.429	38.112		6:00.388								
4	1	1:42.863	27.962	37.135	37.766		7:43.251								
5	1	3:16.733	27.938	37.818	2:10.977		10:59.984								
6	1	1:49.088	33.797	37.172	38.119		12:49.072								
7	1	1:43.691	28.119	37.431	38.141		14:32.763								
8	1	1:44.362	28.068	37.688	38.606		16:17.125								
9	1	1:43.200	28.009	37.282	37.909		18:00.325								
10	1	1:43.603	27.806	37.818	37.979		19:43.928								
11	1	1:43.610	27.990	37.388	38.232		21:27.538								
12	1	1:43.780	28.045	37.422	38.313		23:11.318								
13	1	1:43.370	27.995	37.555	37.820		24:54.688								
14	1	3:15.687	28.324	37.318	2:10.045		28:10.375								
15	1	1:48.892	33.839	37.065	37.988		29:59.267								
16	1	1:43.088	27.902	37.221	37.965		31:42.355								
36 Porsche 911 2,0L 1965 1. Florian FEUSTEL GTL															
1	1	2:11.599	56.744	37.227	37.628		2:11.599								
2	1	1:42.151	27.664	37.109	37.378		3:53.750								
3	1	1:42.328	27.948	36.985	37.395	185.9	5:36.078								
4	1	1:42.059	27.914	37.042	37.103		7:18.137								
5	1	3:55.782	28.229	37.228	2:50.325		11:13.919								
6	1	1:51.924	35.134	39.538	37.252		13:05.843								
7	1	1:42.216	27.713	37.109	37.394		14:48.059								
8	1	5:16.823	27.960	37.366	4:11.497	189.5	20:04.882								
9	1	1:50.978	35.615	37.759	37.604		21:55.860								
10	1	1:42.948	28.408	37.195	37.345		23:38.808								
11	1	1:42.202	27.928	37.260	37.014	184.3	25:21.010								
24 Porsche 911 2,0L 1965 1. Uwe KOLB GTL-ELI															
1	1	2:42.592	1:20.580	41.126	40.886	110.2	2:42.592								
2	1	1:53.153	33.166	40.104	39.883		4:35.745								
3	1	1:51.653	31.479	40.273	39.901	169.3	6:27.398								
4	1	1:46.841	29.498	38.395	38.948	185.2	8:14.239								
5	1	1:47.333	29.615	38.695	39.023		10:01.572								
6	1	1:46.677	29.539	38.660	38.478	184.9	11:48.249								
7	1	3:23.583	30.210	38.859	2:14.514		15:11.832								
8	1	1:56.246	36.990	40.421	38.835	122.7	17:08.078								
9	1	1:47.185	29.577	38.696	38.912		18:55.263								
10	1	1:47.157	29.446	38.844	38.867		20:42.420								
11	1	1:47.036	29.873	38.525	38.638	177.0	22:29.456								
12	1	1:49.067	29.354	39.630	40.083		24:18.523								
13	1	1:48.101	30.072	39.143	38.886	174.8	26:06.624								
14	1	1:47.901	29.914	39.094	38.893		27:54.525								
15	1	1:47.435	29.468	38.866	39.101		29:41.960								
16	1	1:48.643	30.157	39.953	38.533	175.3	31:30.603								

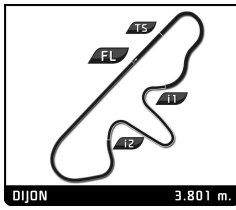


2.0L CUP GRAND PRIX DE L'AGE D'OR QUALIFYING

Sector Analysis

Lap under Red Flag Invalidated Lap Personal Best Session Best Crossing the pit lane

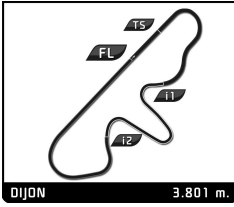
Lap	D	Time	Sector 1	Sector 2	Sector 3	T. Spd	Elapsed	Lap	D	Time	Sector 1	Sector 2	Sector 3	T. Spd	Elapsed	
42	Porsche 911 2,0L 1965 1. Stephan KOENIG 2. Philipp KOENIG							GTL	12	1	1:45.409	28.761	38.447	38.201	186.5	24:26.332
								13	1	1:45.985	28.416	38.336	39.233	189.8	26:12.317	
								14	1	1:47.869	30.618	38.585	38.666	177.0	28:00.186	
								15	1	1:46.122	28.941	38.174	39.007	191.5	29:46.308	
								16	1	1:44.680	28.502	38.127	38.051	192.9	31:30.988	
1	2	2:13.032	58.267	37.779	36.986	96.1	2:13.032									
2	2	1:42.714	28.141	37.552	37.021	192.9	3:55.746									
3	2	1:41.073	27.241	36.829	37.003	204.5	5:36.819									
4	2	1:41.653	27.611	37.428	36.614	201.9	7:18.472									
5	2	3:08.123 B	27.627	37.151	2:03.345	201.5	10:26.595									
6	1	1:53.561	36.103	38.809	38.649	126.9	12:20.156									
7	1	1:47.293	30.001	38.898	38.394	183.1	14:07.449									
8	1	1:43.523	28.434	37.443	37.646	198.5	15:50.972									
9	1	1:43.475	27.931	37.839	37.705	203.4	17:34.447									
10	1	1:43.386	27.928	37.635	37.823	197.4	19:17.833									
11	1	1:43.642	28.022	37.779	37.841	198.9	21:01.475									
12	1	1:44.398	27.989	38.367	38.042	204.9	22:45.873									
13	1	1:43.915	28.164	37.901	37.850	197.4	24:29.788									
14	1	1:43.283	28.144	37.624	37.515	196.0	26:13.071									
15	1	1:46.430	29.572	38.686	38.172	184.9	27:59.501									
16	1	1:44.150	28.386	38.037	37.727	197.1	29:43.651									
17	1	1:45.343	28.713	38.642	37.988	188.5	31:28.994									
45	Porsche 911 2,0L 1965 1. Frank LAUDENKLOS 2. Carl-Friedrich KOLB							GTL								
1	2	2:43.671	1:26.111	39.744	37.816	110.2	2:43.671									
2	2	1:43.319	28.267	37.487	37.565	169.5	4:26.990									
3	2	1:44.707	28.063	38.603	38.041	194.2	6:11.697									
4	2	1:41.952	27.404	37.293	37.255	198.9	7:53.649									
5	2	1:42.700	27.460	37.488	37.752	197.1	9:36.349									
6	2	1:42.688	27.690	37.402	37.596	196.7	11:19.037									
7	2	3:28.266 B	28.458	37.409	2:22.399	170.1	14:47.303									
8	1	1:58.290	35.719	41.667	40.904	127.7	16:45.593									
9	1	1:52.091	30.500	41.077	40.514	176.2	18:37.684									
10	1	1:49.167	29.952	39.638	39.577	195.3	20:26.851									
11	1	1:48.693	29.429	39.555	39.709	194.6	22:15.544									
12	1	1:47.529	29.407	39.167	38.955	204.5	24:03.073									
13	1	1:47.807	29.416	39.461	38.930	197.1	25:50.880									
14	1	1:47.826	29.736	38.876	39.214		27:38.706									
15	1	1:47.507	29.439	39.242	38.826	193.9	29:26.213									
16	1	1:46.883	29.143	38.945	38.795	194.6	31:13.096									
63	Porsche 911 2,0L 1965 1. Franck DECHAME							GTL								
1	1	2:38.916	1:19.647	40.364	38.905	117.9	2:38.916									
2	1	1:47.046	29.263	39.046	38.737	181.8	4:25.962									
3	1	1:49.480	29.079	39.972	40.429	184.6	6:15.442									
4	1	1:48.312	29.524	40.095	38.693	183.1	8:03.754									
5	1	1:46.831	29.358	38.707	38.766	185.9	9:50.585									
6	1	1:47.454	29.761	38.689	39.004	172.8	11:38.039									
7	1	1:45.924	29.034	38.471	38.419	182.1	13:23.963									
8	1	1:46.184	28.972	38.672	38.540	189.5	15:10.147									
9	1	3:46.988 B	29.515	39.513	2:37.960	174.8	18:57.135									
10	1	1:55.154	37.405	39.213	38.536	110.3	20:52.289									
11	1	1:48.634	29.730	40.402	38.502	179.7	22:40.923									
68	Porsche 911 2,0L 1965 1. Juergen WESTPHAL 2. Mattis PLUSCHKELL							GTL-ELI	12	1	1:45.409	28.761	38.447	38.201	186.5	24:26.332
								13	1	1:45.985	28.416	38.336	39.233	189.8	26:12.317	
								14	1	1:47.869	30.618	38.585	38.666	177.0	28:00.186	
								15	1	1:46.122	28.941	38.174	39.007	191.5	29:46.308	
								16	1	1:44.680	28.502	38.127	38.051	192.9	31:30.988	
1	1	2:11.290	57.664	36.620	37.006	104.4	2:11.290									
2	1	1:39.788	27.050	36.170	36.568	197.8	3:51.078									
3	1	1:40.082	27.057	36.426	36.599	193.9	5:31.160									
4	1	1:41.189	27.094	36.852	37.243	201.1	7:12.349									
5	1	1:40.794	27.012	36.693	37.089	204.2	8:53.143									
6	1	3:18.364 B	27.399	37.717	2:13.248	198.9	12:11.507									
7	2	1:58.509	39.855	39.869	38.785	108.0	14:10.016									
8	2	1:44.461	28.947	37.664	37.850	189.5	15:54.477									
9	2	1:44.714	28.578	38.062	38.074	183.4	17:39.191									
10	2	1:45.095	28.827	37.805	38.463	184.9	19:24.286									
11	2	1:44.821	28.590	38.027	38.204	188.5	21:09.107									
12	2	1:44.777	28.826	37.737	38.214	195.3	22:53.884									
13	2	1:44.102	28.059	37.974	38.069	200.0	24:37.986									
14	2	1:44.302	28.230	38.137	37.935	189.1	26:22.288									
15	2	1:46.911	29.055	38.823	39.033	176.5	28:09.199									
16	2	1:44.829	28.797	37.858	38.174	191.2	29:54.028									
71	Porsche 911 2,0L 1965 1. Johannes STENGEL 2. Andrew SMITH							GTL-ELI	12	1	1:45.409	28.761	38.447	38.201	186.5	24:26.332
								13	1	1:45.985	28.416	38.336	39.233	189.8	26:12.317	
								14	1	1:47.869	30.618	38.585	38.666	177.0	28:00.186	
								15	1	1:46.122	28.941	38.174	39.007	191.5	29:46.308	
								16	1	1:44.680	28.502	38.127	38.051	192.9	31:30.988	
1	1	2:42.933	1:26.875	38.706	37.352	118.3	2:42.933									
2	1	1:44.433	28.417	38.219	37.797	191.8	4:27.366									
3	1	1:45.897	28.560	38.131	39.206	198.9	6:13.263									
4	1	1:41.972	27.580	37.270	37.122	202.2	7:55.235									
5	1	1:42.025	27.652	37.217	37.156	202.2	9:37.260									
6	1	1:42.133	27.831	37.256	37.046	201.1	11:19.393									
7	1	1:42.219	27.697	37.277	37.245	201.5	13:01.612									
8	1	1:42.714	28.320	36.997	3											



2.0L CUP GRAND PRIX DE L'AGE D'OR QUALIFYING

Sector Analysis

Lap under Red Flag							Invalidated Lap		Personal Best		Session Best		B Crossing the pit lane		
Lap	D	Time	Sector 1	Sector 2	Sector 3	T. Spd	Elapsed	Lap	D	Time	Sector 1	Sector 2	Sector 3	T. Spd	Elapsed
77 Porsche 911 2,0L 1965 1. James TURNER 2. Emanuele PIRRO GTL															
8	1	1:52.254	35.596	38.259	38.399	117.3	17:17.785								
9	1	1:46.428	29.110	38.984	38.334	193.5	19:04.213								
10	1	1:48.009	29.711	39.252	39.046	191.2	20:52.222								
11	1	1:49.923	29.181	41.534	39.208	187.8	22:42.145								
12	1	1:45.126	28.417	38.216	38.493		24:27.271								
13	1	1:45.988	29.019	38.565	38.404	191.2	26:13.259								
14	1	1:47.983	29.968	38.850	39.165	188.8	28:01.242								
15	1	1:46.926	28.854	39.184	38.888	187.8	29:48.168								
175 Porsche 911 2,0L 1965 1. Jan HUNGER 2. Christian ALBRECHT GTL															
6	1	1:50.148		30.293	39.745	40.110	191.2	12:04.604							
7	1	3:47.049	B	30.872	40.924	2:35.253	186.2	15:51.653							
8	2	2:04.105		39.047	44.485	40.573	110.0	17:55.758							
9	2	1:51.028		30.375	40.986	39.667	183.1	19:46.786							
10	2	1:49.867		30.258	39.987	39.622	166.4	21:36.653							
11	2	1:50.187		30.210	40.359	39.618	169.8	23:26.840							
12	2	1:49.110		29.766	40.236	39.108	169.0	25:15.950							
13	2	2:14.718		51.981	42.882	39.855	172.0	27:30.668							
14	2	1:48.904		29.771	39.573	39.560		29:19.572							
15	2	1:49.193		30.025	40.020	39.148	175.9	31:08.765							
411 Porsche 911 2,0L 1965 1. Lukas BUCHER GTL															
1	2	2:01.460		44.903	39.539	37.018	105.6	2:01.460							
2	2	1:40.104		27.187	36.454	36.463		3:41.564							
3	2	3:15.689	B	27.307	36.394	2:11.988		6:57.253							
4	1	1:53.850		35.838	39.029	38.983	128.7	8:51.103							
5	1	1:46.511		29.006	38.967	38.538	195.7	10:37.614							
6	1	1:44.173		28.653	37.210	38.310	188.8	12:21.787							
7	1	1:46.093		29.341	38.301	38.451	190.1	14:07.880							
8	1	1:44.110		29.178	36.966	37.966	180.0	15:51.990							
9	1	1:44.313		28.760	37.346	38.207	197.1	17:36.303							
10	1	1:43.825		28.730	36.983	38.112	198.2	19:20.128							
11	1	1:45.702		28.871	38.188	38.643		21:05.830							
99 Porsche 911 2,0L 1965 1. James THORPE 2. Phil QUAIFFE GTL-ELI															
1	2	2:05.704		51.540	37.366	36.798		2:05.704							
2	2	1:41.016		27.506	36.472	37.038		3:46.720							
3	2	1:39.851		27.138	36.150	36.563		5:26.571							
4	2	1:40.188		27.121	36.300	36.767		7:06.759							
5	2	1:40.435		27.028	36.628	36.779		8:47.194							
6	2	1:40.563		27.226	36.510	36.827		10:27.757							
7	2	1:40.605		27.040	36.474	37.091		12:08.362							
8	2	2:30.145	B	28.353	38.360	2:23.432		15:38.507							
9	1	1:50.219		34.230	38.209	37.780		17:28.726							
10	1	1:43.707		28.701	37.511	37.495		19:12.433							
11	1	1:42.993		28.069	37.224	37.700		20:55.426							
12	1	1:44.485		28.004	38.512	37.969		22:39.911							
13	1	1:43.446		27.915	37.783	37.748		24:23.357							
14	1	1:45.594		28.290	40.008	37.296		26:08.951							
15	1	1:48.472		28.372	40.904	39.196		27:57.423							
100 Porsche 911 2,0L 1965 1. Joao CANNAS 2. Francisco SA CARNEIRO GTL															
1	1	2:42.244		1:18.743	42.347	41.154	114.2	2:42.244							
2	1	1:53.428		33.118	40.072	40.238	153.8	4:35.672							
3	1	1:55.315		32.364	42.896	40.055	165.9	6:30.987							
4	1	1:51.938		30.939	40.351	40.648	173.9	8:22.925							
5	1	1:51.531		30.791	40.324	40.416	173.4	10:14.456							
650 Porsche 911 2,0L 1965 1. Erwin VAN LIESHOUT GTL															
1	1	2:22.275		1:07.678	38.069	36.528	94.7	2:22.275							
2	1	1:41.273		27.350	37.272	36.651	197.8	4:03.548							
3	1	1:41.726		27.432	37.593	36.701	194.6	5:45.274							
4	1	3:44.314	B	28.587	37.791	2:37.936	192.2	9:29.588							
5	1	1:56.335		38.349	39.804	38.182	101.7	11:25.923							
6	1	1:42.549		27.898	37.721	36.930	194.6	13:08.472							
7	1	1:41.527		27.530	37.223	36.774	194.6	14:49.999							
8	1	1:43.442		27.919	37.339	38.184	192.9	16:33.441							
757 Porsche 911 2,0L 1965 1. Jürgen RUDOLPH GTL															
1	1	2:45.536		1:25.026	42.172	38.338	110.3	2:45.536							
2	1	1:42.189		28.153	37.185	36.851	193.2	4:27.725							
3	1	1:43.324		27.609	38.488	37.227	207.3	6:11.049							



2.0L CUP GRAND PRIX DE L'AGE D'OR QUALIFYING

Sector Analysis

■ Lap under Red Flag
 ■ Invalidated Lap
 ■ Personal Best
 ■ Session Best
 B Crossing the pit lane

Lap	D	Time	Sector 1	Sector 2	Sector 3	T. Spd	Elapsed	Lap	D	Time	Sector 1	Sector 2	Sector 3	T. Spd	Elapsed
4	1	1:41.072	27.218	36.807	37.047		7:52.121								
5	1	4:24.844 B	27.282	41.388	3:16.174	207.3	12:16.965								
6	1	2:02.090	39.865	42.143	40.082	118.8	14:19.055								
7	1	2:03.578	28.104	54.382	41.092	193.9	16:22.633								
8	1	1:41.102	27.292	36.574	37.236	201.9	18:03.735								
9	1	2:40.238 B	27.281	42.554	1:30.403	207.7	20:43.973								
10	1	1:48.174	33.705	37.298	37.171	127.5	22:32.147								
11	1	1:42.286	27.329	37.446	37.511	204.2	24:14.433								
12	1	1:42.114	27.264	37.580	37.270	205.7	25:56.547								
13	1	1:46.440	27.321	41.288	37.831		27:42.987								
14	1	1:41.462	27.326	37.119	37.017	207.3	29:24.449								