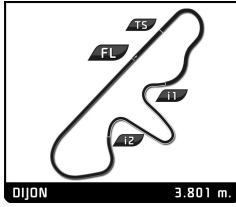


2.0L CUP GRAND PRIX DE L'AGE D'OR PRIVATE PRACTICE

Sector Analysis

										Lap under Red Flag	Invalidated Lap	Personal Best	Session Best	Crossing the pit lane					
Lap	D	Time	Sector 1	Sector 2	Sector 3	T. Spd	Elapsed	Lap	D	Time	Sector 1	Sector 2	Sector 3	T. Spd	Elapsed				
3	Porsche 911 2,0L 1965 1. Pierre FERRER															GTL			
1	1	30:51.069	...	40.548	40.443	120.4	30:51.069	8	1	1:40.852	27.279	36.607	36.966	204.5	15:35.180				
2	1	1:50.966	30.739	39.472	40.755	175.3	32:42.035	9	1	1:41.756	27.499	36.902	37.355	205.7	17:16.936				
3	1	1:51.892	31.271	39.639	40.982	179.1	34:33.927	10	1	3:29.342 B	27.698	36.960	2:24.684	191.8	20:46.278				
4	1	1:51.131	31.020	39.105	41.006	184.6	36:25.058	11	1	1:48.478	34.559	36.915	37.004	126.6	22:34.756				
4	Porsche 911 2,0L 1965 1. Benjamin CHIRON															GTL			
1	1	7:59.513	6:28.481	47.241	43.791	93.2	7:59.513	12	1	1:42.873	27.242	37.529	38.102	207.3	24:17.629				
2	1	3:01.830 B	31.539	49.613	1:40.678	158.6	11:01.343	13	1	3:56.620 B	33.717	57.152	2:25.751	180.3	28:14.249				
3	1	2:24.173	1:03.938	40.530	39.705	55.0	13:25.516	14	2	1:48.533	35.104	36.802	36.627	128.3	30:02.782				
4	1	1:48.688	28.623	40.148	39.917	189.5	15:14.204	15	2	1:42.953	27.649	37.152	38.152	202.2	31:45.735				
5	1	1:47.411	29.349	38.972	39.090	190.8	17:01.615	16	2	1:39.906	26.715	36.421	36.770	205.3	33:25.641				
6	1	1:46.453	28.614	38.552	39.287	194.2	18:48.068	17	2	1:44.361	28.694	38.759	36.908	184.0	35:10.002				
7	1	1:46.283	28.459	38.765	39.059	194.9	20:34.351	18	2	1:42.064	26.796	36.726	38.542	205.3	36:52.066				
8	1	1:46.740	27.945	39.970	38.825	198.9	22:21.091	19	2	1:41.530	26.965	37.273	37.292	203.4	38:33.596				
9	1	14:48.693 B	4:50.009	41.495	9:17.189	201.9	37:09.784	20	2	1:40.272	27.364	36.358	36.550	204.2	40:13.868				
10	1	2:08.389	47.165	41.360	39.864	84.8	39:18.173												
11	1	1:47.956	29.013	38.941	40.002	190.8	41:06.129												
5	Porsche 911 2,0L 1965 1. Dirk PETERS															GTL			
1	1	2:48.504	1:18.773	45.505	44.226	105.1	2:48.504	10	Porsche 911 2,0L 1965 1. Juan Pablo ORJUELA 2. Nelson CALLE							GTL			
2	1	2:00.894	36.596	42.389	41.909	128.7	4:49.398	1	2	2:04.832	49.807	38.187	36.838	114.6	2:04.832				
3	1	1:52.969	31.174	40.771	41.024	194.9	6:42.367	2	2	1:42.744	29.008	36.602	37.134	194.9	3:47.576				
4	1	1:52.769	30.538	40.903	41.328	193.9	8:35.136	3	2	1:41.345	27.835	36.697	36.813	192.2	5:28.921				
5	1	1:52.247	30.849	40.740	40.658	180.6	10:27.383	4	2	1:42.646	27.776	37.255	37.615	201.9	7:11.567				
6	1	3:53.743 B	31.088	40.341	2:42.314	189.8	14:21.126	5	2	1:42.294	28.717	36.615	36.962	180.9	8:53.861				
7	1	2:00.668	40.012	41.303	39.353	110.4	16:21.794	6	2	1:40.923	27.394	36.598	36.931	203.4	10:34.784				
8	1	1:47.340	29.367	39.196	38.777	187.2	18:09.134	7	2	6:33.702 B	27.672	36.690	5:29.340	200.7	17:08.486				
9	1	1:50.100	29.818	40.659	39.623	198.9	19:59.234	8	2	1:47.158	33.758	36.766	36.634	130.4	18:55.644				
10	1	1:46.585	29.753	38.389	38.443	184.0	21:45.819	9	2	1:40.961	27.177	36.919	36.865	205.7	20:36.605				
11	1	1:46.759	29.521	38.739	38.499	188.2	23:32.578	10	2	1:41.670	27.261	36.954	37.855	204.9	22:18.275				
12	1	4:15.795 B	30.715	45.557	2:59.523	197.8	27:48.373	11	2	1:41.667	27.905	36.995	36.767	186.2	23:59.942				
13	1	1:59.779	39.426	40.999	39.354	114.5	29:48.152	12	2	4:09.008 B	30.021	1:05.369	2:33.618	205.3	28:08.950				
14	1	1:47.250	29.233	39.367	38.650	193.5	31:35.402	13	1	1:50.573	34.906	38.447	37.220	127.1	29:59.523				
15	1	1:48.795	29.509	39.998	39.288	188.5	33:24.197	14	1	1:41.483	27.504	37.200	36.779	203.8	31:41.006				
16	1	1:48.801	29.882	40.879	38.040	193.2	35:12.998	15	1	1:41.417	27.494	36.767	37.156	207.7	33:22.423				
17	1	1:47.075	28.964	38.509	39.602	197.1	37:00.073	16	1	1:40.547	27.048	36.894	36.605	208.1	35:02.970				
18	1	1:47.240	28.978	38.843	39.419	198.9	38:47.313	17	1	1:40.300	27.021	36.647	36.632	206.1	36:43.270				
19	1	1:46.621	29.289	38.817	38.515	195.7	40:33.934	18	1	1:41.495	27.371	37.232	36.892	207.7	38:24.765				
								19	1	1:40.818	27.534	36.673	36.611	204.5	40:05.583				
9	Porsche 911 2,0L 1965 1. Matthew HOLME 2. Andrew JORDAN															GTL			
1	1	3:33.249 B	1:21.985	42.668	1:28.596	114.9	3:33.249	15	Porsche 911 2,0L 1965 1. David DANGLARD							GTL			
2	1	1:50.829	35.671	37.414	37.744	129.2	5:24.078	1	1	2:04.101	48.704	38.187	37.210	109.9	2:04.101				
3	1	1:43.546	28.652	37.114	37.780	198.2	7:07.624	2	1	1:41.171	27.885	36.493	36.793	184.3	3:45.272				
4	1	1:42.889	28.682	36.551	37.656	181.2	8:50.513	3	1	1:40.488	27.469	36.406	36.613	189.8	5:25.760				
5	1	1:40.526	27.042	36.563	36.921	203.8	10:31.039	4	1	1:41.892	27.909	36.788	37.195	194.6	7:07.652				
6	1	1:41.370	27.658	36.729	36.983	207.3	12:12.409	5	1	1:40.956	27.521	36.485	36.950	200.0	8:48.608				
7	1	1:41.919	27.299	36.723	37.897	207.3	13:54.328	6	1	1:40.704	27.405	36.462	36.837	201.5	10:29.312				
								7	1	1:41.317	27.915	36.642	36.760	199.3	12:10.629				
								8	1	4:59.362 B	27.263	36.933	3:55.166	200.7	17:09.991				
								9	1	1:46.237	32.919	36.573	36.745	131.9	18:56.228				
								10	1	1:40.633	27.173	36.579	36.881	205.7	20:36.861				
								11	1	1:41.329	27.387	36.784	37.158	208.1	22:18.190				
								12	1	1:40.469	27.280	36.534	36.655	205.3	23:58.659				
								13	1	2:53.894	30.701	1:05.154	1:18.039	200.4	26:52.553				
								14	1	1:50.392	36.402	36.982	37.008	75.8	28:42.945				
								15	1	1:41.005	27.340	36.864	36.801	203.8	30:23.950				



2.0L CUP GRAND PRIX DE L'AGE D'OR PRIVATE PRACTICE

Sector Analysis

Lap under Red Flag Invalidated Lap Personal Best Session Best Crossing the pit lane

Lap	D	Time	Sector 1	Sector 2	Sector 3	T. Spd	Elapsed	Lap	D	Time	Sector 1	Sector 2	Sector 3	T. Spd	Elapsed
16	1	1:41.007	27.224	36.910	36.873	206.9	32:04.957	11	1	4:39.163 B	31.384	46.895	3:20.884	168.0	28:12.370
17	1	1:40.504	27.392	36.600	36.512	205.3	33:45.461	12	1	1:59.132	39.699	40.451	38.982	114.0	30:11.502
18	1	1:41.201	27.919	36.552	36.730	207.3	35:26.662	13	1	1:47.075	29.559	38.710	38.806	179.4	31:58.577
19	1	1:41.641	27.069	37.092	37.480	206.9	37:08.303	14	1	1:46.842	29.957	38.225	38.660	167.4	33:45.419

18 Porsche 911 2,0L 1965
1. Patrick PUGIN
GTL

1	1	2:19.724	57.372	41.799	40.553	93.7	2:19.724
2	1	1:46.414	29.910	38.246	38.258	163.6	4:06.138
3	1	1:42.602	27.964	37.169	37.469	195.7	5:48.740
4	1	1:42.447	28.031	37.354	37.062	195.3	7:31.187
5	1	1:43.550	28.232	37.936	37.382	198.9	9:14.737
6	1	1:44.281	28.993	37.150	38.138	183.7	10:59.018
7	1	1:42.447	28.219	36.795	37.433	196.7	12:41.465
8	1	1:43.004	28.073	37.310	37.621	196.4	14:24.469
9	1	1:43.512	28.222	37.410	37.880	199.3	16:07.981
10	1	4:30.835 B	27.704	37.074	3:26.057	197.1	20:38.816
11	1	1:51.319	35.832	37.692	37.795	124.6	22:30.135
12	1	1:42.399	28.092	36.892	37.415	196.7	24:12.534
13	1	2:50.147	34.303	1:01.052	1:14.792	198.5	27:02.681
14	1	1:49.950	33.265	38.474	38.211	136.9	28:52.631
15	1	1:42.466	27.957	37.093	37.416	193.2	30:35.097
16	1	1:42.526	27.562	37.805	37.159	200.7	32:17.623
17	1	1:42.398	28.153	36.858	37.387	198.5	34:00.021
18	1	1:42.244	27.789	36.950	37.505	203.4	35:42.265
19	1	1:41.592	27.514	36.971	37.107	201.9	37:23.857
20	1	1:41.507	27.803	36.641	37.063	205.7	39:05.364
21	1	1:42.166	27.555	37.155	37.456	201.5	40:47.530

19 Porsche 911 2,0L 1965
1. Jose Ruben ZANCHETTA
2. Xavier DAYRAUT
GTL-ELI

1	2	17:16.793	...	41.499	41.195	98.2	17:16.793
2	2	1:42.852	28.163	37.026	37.663	181.5	18:59.645
3	2	1:40.407	27.205	36.382	36.820	203.8	20:40.052
4	2	1:40.751	26.978	36.927	36.846	206.1	22:20.803
5	2	1:40.543	27.480	36.480	36.583	208.1	24:01.346
6	2	10:00.233 B	33.004	1:05.160	8:22.069	206.1	34:01.579
7	2	1:53.971	38.179	37.462	38.330	109.3	35:55.550
8	2	1:40.721	26.955	36.354	37.412	205.7	37:36.271
9	2	1:40.106	26.973	36.384	36.749	205.3	39:16.377

24 Porsche 911 2,0L 1965
1. Uwe KOLB
2. Patrick KOLB
GTL-ELI

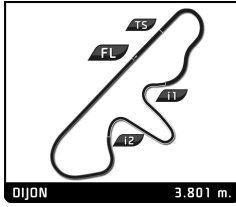
1	1	5:19.499	3:48.498	46.760	44.241	97.9	5:19.499
2	1	2:01.982	36.767	44.427	40.788	151.5	7:21.481
3	1	1:52.028	31.963	39.902	40.163	155.2	9:13.509
4	1	1:51.408	32.001	39.425	39.982	166.7	11:04.917
5	1	3:18.838 B	31.220	39.051	2:08.567	164.4	14:23.755
6	1	1:58.418	38.160	41.280	38.978	120.0	16:22.173
7	1	1:47.474	30.117	38.675	38.682	169.0	18:09.647
8	1	1:49.369	30.720	39.196	39.453	167.4	19:59.016
9	1	1:47.716	30.413	38.790	38.513	173.4	21:46.732
10	1	1:46.475	29.985	38.239	38.251	180.6	23:33.207

27 Porsche 911 2,0L 1965
1. Stephen EDWARDS
2. Matt NEAL
GTL-ELI

1	2	2:03.507	46.040	39.634	37.833	99.5	2:03.507
2	2	1:48.219	30.528	39.806	37.885	182.1	3:51.726
3	2	1:41.741	27.762	37.049	36.930	193.9	5:33.467
4	2	1:41.371	27.325	37.160	36.886	196.7	7:14.838
5	2	5:48.010 B	29.222	37.682	4:41.106	200.4	13:02.848
6	2	1:55.471	38.910	38.766	37.795	105.7	14:58.319
7	2	1:42.118	27.636	36.832	37.650	201.1	16:40.437
8	2	1:41.125	27.362	36.902	36.861	204.5	18:21.562
9	2	4:02.263 B	28.313	37.245	2:56.705	194.9	22:23.825
10	1	1:54.129	37.497	37.704	38.928	117.4	24:17.954
11	1	2:47.242	36.279	55.714	1:15.249	180.3	27:05.196
12	1	1:50.472	32.239	39.178	39.055	144.6	28:55.668
13	1	1:41.420	27.594	36.980	36.846	200.4	30:37.088
14	1	1:41.945	27.654	37.197	37.094	206.1	32:19.033
15	1	1:42.118	28.040	37.036	37.042	206.5	34:01.151
16	1	1:42.037	27.853	36.720	37.464	200.4	35:43.188
17	1	1:41.816	27.845	36.710	37.261	201.5	37:25.004
18	1	1:41.475	27.691	36.956	36.828	198.9	39:06.479
19	1	1:41.707	27.795	36.938	36.974	189.8	40:48.186

35 Porsche 911 2,0L 1965
1. Frédéric DI EGIDIO
GTL

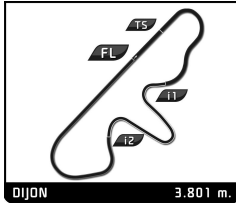
1	1	2:02.364	46.466	38.281	37.617	95.4	2:02.364
2	1	1:41.953	27.919	36.773	37.261	200.0	3:44.317
3	1	1:41.107	27.851	36.265	36.991	197.1	5:25.424
4	1	1:42.154	27.965	36.748	37.441	204.9	7:07.578
5	1	1:41.800	28.016	36.404	37.380	200.0	8:49.378
6	1	1:40.497	27.304	36.153	37.040	204.2	10:29.875
7	1	1:41.624	28.089	36.698	36.837	203.8	12:11.499
8	1	1:40.913	27.181	36.559	37.173	205.3	13:52.412
9	1	3:45.677 B	27.540	36.540	2:41.597	202.6	17:38.089
10	1	1:47.435	33.661	36.631	37.143	130.9	19:25.524
11	1	1:41.839	27.213	36.742	37.884	203.8	21:07.363
12	1	1:41.366	27.502	36.708	37.156	203.4	22:48.729
13	1	1:48.926	27.516	36.517	44.893	204.2	24:37.655
14	1	4:11.124 B	49.643	53.491	2:27.990	76.7	28:48.779
15	1	1:46.869	32.900	36.343	37.626	132.8	30:35.648
16	1	1:40.987	27.308	36.627	37.052	204.2	32:16.635
17	1	1:40.853	27.474	36.406	36.973	204.2	33:57.488
18	1	1:42.008	28.026	36.841	37.141	204.9	35:39.496
19	1	1:40.866	27.225	36.712	36.929	203.8	37:20.362



2.0L CUP GRAND PRIX DE L'AGE D'OR PRIVATE PRACTICE

Sector Analysis

Lap under Red Flag							Invalidated Lap		Personal Best		Session Best		B Crossing the pit lane		
Lap	D	Time	Sector 1	Sector 2	Sector 3	T. Spd	Elapsed	Lap	D	Time	Sector 1	Sector 2	Sector 3	T. Spd	Elapsed
36	Porsche 911 2,0L 1965						GTL								
		1. Florian FEUSTEL													
1	1	4:20.288	3:03.779	39.340	37.169	109.5	4:20.288	5	2	1:44.872	27.908	38.070	38.894	176.2	9:12.795
2	1	1:41.879	27.618	37.186	37.075	190.1	6:02.167	6	2	1:42.513	27.969	37.246	37.298	185.9	10:55.308
3	1	1:43.936	27.753	38.938	37.245	178.2	7:46.103	7	2	1:42.811	28.428	37.402	36.981	188.5	12:38.119
4	1	1:41.560	27.461	37.067	37.032	192.5	9:27.663	8	2	1:42.518	27.657	37.529	37.332	189.5	14:20.637
5	1	2:44.769	B 28.304	37.823	1:38.642	183.4	12:12.432	9	2	3:41.441	B 27.830	37.786	2:35.825	184.9	18:02.078
6	1	2:14.144	1:00.481	36.889	36.774	121.9	14:26.576	10	1	1:57.425	36.126	40.562	40.737	129.2	19:59.503
7	1	1:42.313	28.711	36.933	36.669	199.6	16:08.889	11	1	1:50.350	30.803	40.221	39.326	173.1	21:49.853
8	1	1:42.913	27.425	37.137	38.351	206.9	17:51.802	12	1	1:49.225	30.143	39.664	39.418	189.8	23:39.078
9	1	1:41.283	27.696	36.785	36.802	202.6	19:33.085	13	1	2:23.608	30.035	47.371	1:06.202	182.4	26:02.686
10	1	1:43.011	28.502	37.496	37.013	190.8	21:16.096	14	1	2:11.454	49.978	42.574	38.902	76.5	28:14.140
11	1	1:42.071	27.885	36.934	37.252	193.2	22:58.167	15	1	1:47.412	29.134	39.038	39.240	199.6	30:01.552
12	1	5:23.084	B 29.611	38.037	4:15.436	173.6	28:21.251	16	1	1:47.146	29.590	38.983	38.573	192.9	31:48.698
13	1	1:49.837	34.681	37.828	37.328	130.6	30:11.088	17	1	1:46.552	28.959	38.412	39.181	195.7	33:35.250
14	1	1:42.451	28.041	37.134	37.276	196.0	31:53.539	18	1	1:47.562	29.051	39.551	38.960	198.5	35:22.812
15	1	1:41.468	27.689	36.822	36.957	192.2	33:35.007	19	1	1:46.495	28.911	38.902	38.682	198.9	37:09.307
16	1	1:41.514	27.536	37.065	36.913	200.4	35:16.521	20	1	1:46.886	29.103	38.973	38.810	204.9	38:56.193
17	1	1:41.740	27.456	36.855	37.429	194.2	36:58.261	21	1	1:46.524	29.120	38.397	39.007	201.5	40:42.717
18	1	1:41.113	27.435	36.860	36.818	200.0	38:39.374								
19	1	1:41.467	27.245	36.852	37.370	202.6	40:20.841								
42	Porsche 911 2,0L 1965						GTL								
		1. Stephan KOENIG													
		2. Philipp KOENIG													
1	1	2:22.435	1:02.547	41.033	38.855	109.2	2:22.435	5	2	1:39.192	26.937	36.026	36.229	188.8	8:50.823
2	1	1:44.533	28.816	37.988	37.729	169.3	4:06.968	6	2	2:07.194	B 27.082	36.766	3:03.346	189.1	12:58.017
3	1	1:42.892	28.288	37.286	37.318	183.4	5:49.860	7	2	2:00.609	41.817	40.048	38.744	94.6	14:58.626
4	1	1:41.722	28.013	36.957	36.752	192.9	7:31.582	8	2	1:44.112	28.777	37.542	37.793	192.9	16:42.738
5	1	1:43.345	28.094	38.234	37.017	193.9	9:14.927	9	2	1:43.481	28.659	37.315	37.507	195.3	18:26.219
6	1	4:07.512	B 27.986	37.347	3:02.179	199.6	13:22.439	10	2	1:43.171	28.390	37.285	37.496	186.9	20:09.390
7	2	1:51.518	35.215	37.997	38.306	127.5	15:13.957	11	2	1:43.243	28.559	37.108	37.576	184.3	21:52.633
8	2	1:42.500	27.734	37.297	37.469	196.0	16:56.457	12	2	1:46.179	28.680	38.693	38.806	176.8	23:38.812
9	2	1:43.675	28.948	37.364	37.363	195.3	18:40.132	13	2	2:23.008	28.872	47.306	1:06.830	198.5	26:01.820
10	2	1:42.135	27.283	37.867	36.985	202.2	20:22.267	14	2	2:08.563	49.586	41.242	37.735	79.3	28:10.383
11	2	1:40.729	27.278	36.687	36.764	204.2	22:02.996	15	2	1:43.104	28.490	37.190	37.424	195.3	29:53.487
12	2	1:41.260	27.279	37.013	36.968	204.5	23:44.256	16	2	1:47.046	28.827	37.077	41.142	186.9	31:40.533
13	2	4:06.078	B 28.642	50.628	2:46.808	180.0	27:50.334	17	2	1:44.520	29.470	37.595	37.455	169.5	33:25.053
14	2	1:48.682	34.846	36.845	36.991	120.1	29:39.016								
15	2	1:40.761	27.185	36.675	36.901	203.8	31:19.777								
16	2	1:41.132	27.124	36.882	37.126	205.3	33:00.909								
17	2	1:40.772	27.212	36.797	36.763	203.0	34:41.681								
18	2	1:44.922	29.926	38.238	36.758	188.8	36:26.603								
19	2	1:43.650	30.115	36.900	36.635	195.7	38:10.253								
20	2	1:41.785	27.350	37.888	36.547	203.0	39:52.038								
21	2	1:41.120	27.430	36.765	36.925	202.6	41:33.158								
45	Porsche 911 2,0L 1965						GTL								
		1. Frank LAUDENKLOS													
		2. Carl-Friedrich KOLB													
1	2	2:18.285	1:00.780	38.803	38.702	113.8	2:18.285	5	1	1:43.097	28.567	37.197	37.333	185.9	9:19.315
2	2	1:43.536	28.727	37.596	37.213	169.3	4:01.821	6	1	1:44.442	28.625	37.362	38.455	187.2	11:03.757
3	2	1:43.290	28.187	37.254	37.849	183.1	5:45.111	7	1	1:42.078	28.095	36.973	37.010	193.9	12:45.835
4	2	1:42.812	28.008	37.285	37.519	186.2	7:27.923	8	1	1:41.830	27.938	36.936	36.956	195.7	14:27.665
								9	1	1:42.737	28.103	37.842	36.792	195.7	16:10.402
								10	1	1:41.486	27.786	36.948	36.752	201.1	17:51.888
								11	1	1:42.308	28.365	36.979	36.964	194.6	19:34.196
								12	1	3:53.823	B 27.997	37.901	2:47.925	197.4	23:28.019
								13	1	2:31.667	38.910	46.190	1:06.567	117.5	25:59.686
68	Porsche 911 2,0L 1965						GTL-ELI								
		1. Juergen WESTPHAL													
		2. Matthias PLUSCHKELL													
1	2	2:09.592	55.327	37.786	36.479	93.2	2:09.592	5	2	1:42.811	28.428	37.402	36.981	188.5	12:38.119
2	2	1:39.741	27.630	36.238	35.873	182.7	3:49.333	6	2	1:42.518	27.657	37.529	37.332	189.5	14:20.637
3	2	1:41.601	26.839	37.358	37.404	192.2	5:30.934	7	2	3:41.441	B 27.830	37.786	2:35.825	184.9	18:02.078
4	2	1:40.697	26.796	36.457	37.444	195.3	7:11.631	8	2	1:57.425	36.126	40.562	40.737	129.2	19:59.503
5	2	1:39.192	26.937	36.026	36.229	188.8	8:50.823	9	2	1:50.350	30.803	40.221	39.326	173.1	21:49.853
6	2	4:07.194	B 27.082	36.766	3:03.346	189.1	12:58.017	10	1	1:49.225	30.143	39.664	39.418	189.8	23:39.078
7	2	2:00.609	41.817	40.048	38.744	94.6	14:58.626	11	1	2:23.608	30.035	47.371	1:06.202	182.4	26:02.686
8	2	1:44.112	28.777	37.542	37.793	192.9	16:42.738	12	1	2:11.454	49.978	42.574	38.902	76.5	28:14.140
9	2	1:43.481	28.659	37.315	37.507	195.3	18:26.219	13	1	1:47.412	29.134	39.038	39.240	199.6	30:01.552
10	2	1:43.171	28.390	37.285	37.496	186.9	20:09.390	14	1	1:47.146	29.590	38.983	38.573	192.9	31:48.698
11	2	1:43.243	28.559	37.108	37.576	184.3	21:52.633	15	1	1:46.552	28.959	38.412	39.181	195.7	33:35.250
12	2	1:46.179	28.680	38.693	38.806	176.8	23:38.812	16	1	1:47.562	29.051	39.551	38.960	198.5	35:22.812
13	2	2:23.008	28.872	47.306	1:06.830	198.5	26:01.820	17	1	1:46.495	28.911	38.902	38.682	198.9	37:09.307
14	2	2:08.563	49.586	41.242	37.735	79.3	28:10.383	18	1	1:46.886	29.103	38.973	38.810	204.9	38:56.193
15	2	1:43.104	28.490	37.190	37.424	195.3	29:53.487	19	1	1:46.524	29.120	38.397	39.007	201.5	40:42.717
16	2	1:47.046	28.827	37.077	41.142	186.9	31:40.533								
17	2	1:44.520	29.470	37.595	37.455	169.5	33:25.053								
71	Porsche 911 2,0L 1965						GTL-ELI								
		1. Johannes STENGEL													
		2. Andrew SMITH													
1	1	2:20.501	1:01.664	40.364	38.473	105.9	2:20.501	5	1	1:43.936	27.753	38.938	37.245	178.2	7:46.103
2	1	1:47.144	29.514	38.862	38.768	191.5	4:07.645	6	1	1:42.071	27.885	36.934	37.252	193.2	22:58.167
3	1	1:43.936	28.915	37.636	37.385	170.3	5:51.581	7	1	1:42.913	27.425	37.137	38.351	206.9	17:51.802
4	1	1:44.637	29.348	37.746	37.543	181.8	7:36.218	8	1	1:41.283	27.696	36.785	36.802	202.6	19:33.085
5	1	1:43.097	28.567	37.197	37.333	185.9	9:19.315	9	1	1:43.011	28.502	37.496	37.013	190.8	21:16.096
6	1	1:44.442	28.625	37.362	38.455	187.2	11:03.757	10	1	1:42.071	27.885	36.934	37.252	193.2	22:58.167
7	1	1													

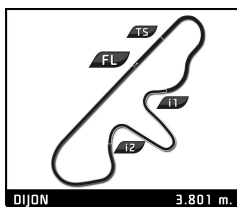


2.0L CUP GRAND PRIX DE L'AGE D'OR PRIVATE PRACTICE

Sector Analysis

Lap under Red Flag Invalidated Lap Personal Best Session Best Crossing the pit lane

Lap	D	Time	Sector 1	Sector 2	Sector 3	T. Spd	Elapsed	Lap	D	Time	Sector 1	Sector 2	Sector 3	T. Spd	Elapsed
14	1	2:07.803	50.077	40.877	36.849	78.1	28:07.489	21	1	1:39.869	27.451	36.273	36.145	191.2	40:11.138
15	1	1:40.857	27.483	36.489	36.885	199.6	29:48.346	91 Porsche 911 2,0L 1965 1. Francisco SA CARNEIRO 2. Joao CANNAS GTL							
16	1	1:40.438	26.907	36.629	36.902	203.0	31:28.784	1	1	5:04.321	3:33.940	45.296	45.085	87.6	5:04.321
17	1	1:40.383	26.931	36.442	37.010	203.8	33:09.167	2	1	2:05.326	35.279	45.198	44.849	162.2	7:09.647
18	1	1:39.881	26.988	36.267	36.626	199.3	34:49.048	3	1	2:05.351	35.006	46.356	43.989	153.0	9:14.998
19	1	1:40.202	26.875	36.559	36.768	201.1	36:29.250	4	1	2:02.360	34.564	43.306	44.490	155.8	11:17.358
20	1	1:41.419	28.076	36.904	36.439	204.2	38:10.669	5	1	1:59.979	33.571	43.065	43.343	171.4	13:17.337
21	1	1:40.744	27.164	36.815	36.765	205.7	39:51.413	6	1	2:02.154	33.675	43.053	45.426	150.4	15:19.491
22	1	1:39.932	26.852	36.489	36.591	204.5	41:31.345	7	1	1:58.239	32.532	42.779	42.928	160.7	17:17.730
75 Porsche 911 2,0L 1965 1. Ted TUPPEN GTL								8	1	1:56.680	32.176	41.661	42.843	170.1	19:14.410
1	1	2:29.829	1:08.940	41.594	39.295	106.4	2:29.829	9	1	4:29.795 B	32.207	41.718	3:15.870	174.5	23:44.205
2	1	1:48.216	30.144	39.172	38.900	187.5	4:18.045	10	1	3:07.144	44.288	1:05.317	1:17.539	107.1	26:51.349
3	1	1:48.827	29.123	40.837	38.867	191.2	6:06.872	11	1	2:05.721	40.987	41.860	42.874	75.7	28:57.070
4	1	1:47.551	29.110	39.514	38.927	191.8	7:54.423	12	1	1:54.880	30.999	41.941	41.940	166.2	30:51.950
5	1	1:47.139	29.422	39.172	38.545	193.5	9:41.562	13	1	1:53.406	30.979	40.772	41.655	172.2	32:45.356
6	1	1:48.269	29.464	39.461	39.344	191.2	11:29.831	14	1	1:54.755	31.163	41.634	41.958	180.0	34:40.111
7	1	4:22.665 B	29.708	38.767	3:14.190	190.5	15:52.496	15	1	1:55.286	31.160	42.439	41.687	177.3	36:35.397
8	1	1:56.173	37.584	39.320	39.269	116.9	17:48.669	16	1	1:54.922	30.729	41.972	42.221	179.4	38:30.319
9	1	1:51.851	33.966	39.165	38.720	191.5	19:40.520	17	1	1:54.337	31.385	41.113	41.839	176.2	40:24.656
10	1	1:48.681	28.801	39.574	40.306	191.2	21:29.201	99 Porsche 911 2,0L 1965 1. James THORPE 2. Phil QUAIFE GTL-ELI							
11	1	1:45.200	28.888	38.056	38.256	190.5	23:14.401	1	1	2:23.443	1:07.453	38.438	37.552	106.5	2:23.443
12	1	5:13.067 B	31.414	40.206	4:01.447	193.5	28:27.468	2	1	1:44.037	28.417	37.651	37.969	177.9	4:07.480
13	1	1:56.347	37.463	38.932	39.952	116.6	30:23.815	3	1	1:42.905	28.157	37.401	37.347	189.1	5:50.385
14	1	1:45.928	28.963	38.612	38.353	185.6	32:09.743	4	1	5:15.409 B	30.955	39.339	4:05.115	179.7	11:05.794
15	1	1:46.553	28.898	38.742	38.913	192.9	33:56.296	175 Porsche 911 2,0L 1965 1. Jan HUNGER 2. Christian ALBRECHT GTL							
16	1	1:47.536	29.184	38.510	39.842	191.8	35:43.832	1	2	2:03.677	47.756	38.396	37.525	107.5	2:03.677
17	1	1:46.225	28.866	37.990	39.369	191.5	37:30.057	2	2	1:40.720	27.549	36.120	37.051	187.8	3:44.397
18	1	1:46.706	28.658	38.849	39.199	194.2	39:16.763	3	2	1:39.553	27.021	35.893	36.639	204.5	5:23.950
77 Porsche 911 2,0L 1965 1. James TURNER 2. Emanuele PIRRO GTL								4	2	3:30.202 B	27.193	36.053	2:26.956	199.3	8:54.152
1	2	2:22.861	1:01.002	41.958	39.901	96.1	2:22.861	5	1	1:57.079	38.087	39.293	39.699	119.7	10:51.231
2	2	1:50.264	31.510	39.855	38.899	150.0	4:13.125	6	1	1:46.765	29.390	38.096	39.279	192.2	12:37.996
3	2	1:46.347	29.534	38.666	38.147	169.3	5:59.472	7	1	1:47.258	29.734	38.115	39.409	191.5	14:25.254
4	2	1:42.164	28.654	36.785	36.725	177.3	7:41.636	8	1	1:49.676	30.227	39.635	39.814	192.2	16:14.930
5	2	1:42.550	27.904	37.605	37.041	174.2	9:24.186	9	1	3:10.714 B	29.599	37.942	2:03.173	186.2	19:25.644
6	2	1:41.616	28.061	36.951	36.604	180.6	11:05.802	10	1	1:53.750	35.714	38.511	39.525	128.3	21:19.394
7	2	1:42.403	28.478	36.973	36.952	175.0	12:48.205	11	1	1:45.164	29.368	37.198	38.598	186.2	23:04.558
8	2	1:40.478	27.875	36.307	36.296	197.8	14:28.683	12	1	5:19.510 B	30.708	37.622	4:11.180	160.2	28:24.068
9	2	1:47.632	28.649	41.645	37.338	174.8	16:16.315	13	1	1:49.992	34.614	37.521	37.857	129.3	30:14.060
10	2	1:49.809	30.940	42.140	36.729	201.9	18:06.124	14	1	1:44.586	28.495	37.592	38.499	195.7	31:58.646
11	2	1:39.728	27.373	36.251	36.104	204.5	19:45.852	15	1	1:45.887	28.862	38.277	38.748	188.8	33:44.533
12	2	3:50.053 B	28.508	37.465	2:44.080	184.9	23:35.905	16	1	1:43.814	29.172	37.089	37.553	196.0	35:28.347
13	1	2:36.029	34.939	51.815	1:09.275	121.6	26:11.934	17	1	1:42.423	28.258	36.643	37.522	198.2	37:10.770
14	1	2:02.482	48.884	37.260	36.338	77.6	28:14.416	18	1	1:43.817	28.172	37.369	38.276	203.4	38:54.587
15	1	1:45.986	29.126	39.542	37.318	187.8	30:00.402	19	1	1:43.596	28.462	37.196	37.938	196.7	40:38.183
16	1	1:43.186	27.792	36.799	38.595	189.5	31:43.588	411 Porsche 911 2,0L 1965 1. Lukas BUCHER GTL							
17	1	1:41.340	27.526	36.739	37.075	195.3	33:24.928								
18	1	1:45.925	29.549	39.818	36.558	197.4	35:10.853								
19	1	1:40.197	27.055	36.251	36.891	199.3	36:51.050								
20	1	1:40.219	27.335	36.548	36.336	193.9	38:31.269								



2.0L CUP GRAND PRIX DE L'AGE D'OR PRIVATE PRACTICE

DIJON 3.801 m. Sector Analysis

Lap under Red Flag Invalidated Lap Personal Best Session Best B Crossing the pit lane

Lap	D	Time	Sector 1	Sector 2	Sector 3	T. Spd	Elapsed	Lap	D	Time	Sector 1	Sector 2	Sector 3	T. Spd	Elapsed
1	1	2:53.205	1:30.268	42.643	40.294	111.7	2:53.205	12	1	1:40.631	27.259	36.683	36.689	206.9	23:46.588
2	1	1:49.456	31.721	39.424	38.311	162.9	4:42.661	13	1	2:26.712	27.228	50.526	1:08.958	205.7	26:13.300
3	1	1:43.769	28.462	37.515	37.792	192.2	6:26.430	14	1	2:03.964	48.464	38.831	36.669	78.1	28:17.264
4	1	1:42.440	27.984	37.053	37.403	201.9	8:08.870	15	1	1:43.259	27.417	38.810	37.032	206.9	30:00.523
5	1	4:36.961 B	28.341	37.776	3:30.844	188.5	12:45.831	16	1	1:49.475	27.049	37.249	45.177	209.7	31:49.998
6	1	1:50.036	35.782	37.250	37.004	124.3	14:35.867	17	1	1:41.664	28.072	36.922	36.670	195.3	33:31.662
7	1	1:42.895	27.595	38.089	37.211	203.4	16:18.762	18	1	1:41.284	27.200	37.298	36.786	206.1	35:12.946
8	1	1:43.077	28.613	37.274	37.190	168.7	18:01.839	19	1	1:40.518	27.212	36.688	36.618	210.5	36:53.464
9	1	1:41.649	27.658	36.808	37.183	198.9	19:43.488	20	1	1:46.850	27.690	39.867	39.293	212.2	38:40.314
10	1	1:43.799	27.386	38.255	38.158	203.8	21:27.287	21	1	1:40.666	27.193	36.588	36.885	205.7	40:20.980
11	1	1:42.109	27.378	37.155	37.576	202.2	23:09.396								
12	1	5:06.777 B	27.903	37.073	4:01.801	200.0	28:16.173								
13	1	1:47.997	34.492	36.657	36.848	128.7	30:04.170								
14	1	1:42.099	27.571	37.556	36.972	199.3	31:46.269								
15	1	1:40.765	27.384	36.732	36.649	202.2	33:27.034								
16	1	1:44.713	28.176	38.988	37.549	201.9	35:11.747								
17	1	1:40.992	27.306	36.576	37.110	203.8	36:52.739								

650 Porsche 911 2,0L 1965 1. Erwin VAN LIESHOUT GTL

1	1	2:23.345	1:04.908	39.995	38.442	97.2	2:23.345
2	1	1:47.439	31.459	38.414	37.566	156.3	4:10.784
3	1	1:45.442	29.759	38.086	37.597	155.8	5:56.226
4	1	1:44.178	28.959	37.420	37.799	168.2	7:40.404
5	1	5:01.509 B	28.439	38.675	3:54.395	165.4	12:41.913
6	1	1:52.280	37.828	37.524	36.928	112.4	14:34.193
7	1	1:43.949	28.478	38.080	37.391	183.7	16:18.142
8	1	1:44.041	28.843	37.034	38.164	172.2	18:02.183
9	1	1:42.062	28.158	36.778	37.126	176.8	19:44.245
10	1	1:43.573	27.904	37.366	38.303	183.4	21:27.818
11	1	1:42.521	28.104	36.827	37.590	180.6	23:10.339
12	1	4:52.852 B	31.097	37.625	3:44.130	172.5	28:03.191
13	1	1:50.733	36.811	36.964	36.958	110.0	29:53.924
14	1	1:43.590	28.933	37.333	37.324	165.6	31:37.514
15	1	1:42.682	28.087	37.701	36.894	180.0	33:20.196
16	1	1:41.326	27.614	36.897	36.815	184.9	35:01.522
17	1	1:42.611	27.624	37.322	37.665	193.2	36:44.133
18	1	1:43.071	27.721	37.065	38.285	182.4	38:27.204
19	1	1:41.981	28.225	37.022	36.734	174.2	40:09.185

757 Porsche 911 2,0L 1965 1. Jürgen RUDOLPH GTL

1	1	2:18.568	56.376	41.817	40.375	99.8	2:18.568
2	1	1:45.800	30.372	37.735	37.693	158.1	4:04.368
3	1	1:42.316	28.098	36.966	37.252	185.6	5:46.684
4	1	1:41.362	27.527	36.644	37.191	192.2	7:28.046
5	1	1:45.851	27.567	40.479	37.805	194.6	9:13.897
6	1	1:41.879	27.976	36.906	36.997	187.2	10:55.776
7	1	1:41.876	27.753	36.783	37.340	205.3	12:37.652
8	1	4:08.041 B	27.628	37.000	3:03.413	197.1	16:45.693
9	1	1:56.870	41.537	37.472	37.861	112.9	18:42.563
10	1	1:41.768	27.649	36.990	37.129	200.0	20:24.331
11	1	1:41.626	27.404	37.200	37.022	200.0	22:05.957