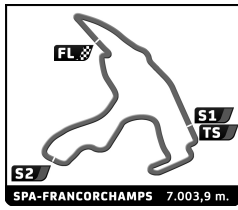


THE GENTLEMEN CHALLENGE SPA CLASSIC RACE 2

Sector Analysis

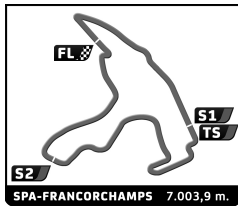
Lap under Red Flag							Invalidated Lap		Personal Best		Session Best		B Crossing the pit lane			
Lap	D	Time	Sector 1	Sector 2	Sector 3	T. Spd	Elapsed	Lap	D	Time	Sector 1	Sector 2	Sector 3	T. Spd	Elapsed	
2	Aston Martin DB2/4 Bertone Competition Spider 1953 1. Heinz STAMM							E1	8	1	2:55.703	47.970	1:22.577	45.156	172.1	23:16.881
	1	3:43.490	1:13.372	1:35.610	54.508	159.5	3:43.490	9	1	5:32.201 B	3:24.951	1:21.782	45.468	177.8	28:49.082	
	2	3:27.897	57.419	1:34.796	55.682	161.0	7:11.387	10	1	2:55.748	48.221	1:21.922	45.605	181.3	31:44.830	
	3	3:24.699	57.077	1:33.448	54.174	153.7	10:36.086	11	1	2:57.225	48.335	1:23.185	45.705	172.7	34:42.055	
	4	3:23.639	57.022	1:33.177	53.440	148.0	13:59.725	12	1	2:57.043	47.867	1:23.037	46.139	196.2	37:39.098	
	5	3:22.727	58.392	1:31.960	52.375	145.6	17:22.452									
	6	3:24.729	57.563	1:34.846	52.320	159.7	20:47.181									
	7	5:46.710 B	3:20.296	1:33.315	53.099	142.4	26:33.891									
	8	3:24.492	58.764	1:32.552	53.176	135.6	29:58.383									
	9	3:24.722	58.402	1:33.467	52.853	152.8	33:23.105									
	10	3:23.212	58.568	1:32.853	51.791	158.0	36:46.317									
	11	3:21.603	57.286	1:32.098	52.219	141.2	40:07.920									
10	Alfa Romeo Giulietta SZ Coda Tronca 1965 1. Roberto TURRIZIANI							F	1	1	3:32.595	1:07.658	1:32.245	52.692	148.6	3:32.595
	2	3:20.662	58.034	1:31.001	51.627	162.8	6:53.257									
	3	3:24.023	58.192	1:33.123	52.708	160.5	10:17.280									
	4	3:21.532	58.737	1:30.767	52.028	159.3	13:38.812									
	5	3:23.185	58.714	1:32.075	52.396	159.0	17:01.997									
	6	3:27.818	59.471	1:33.827	54.520	160.8	20:29.815									
	7	5:59.937 B	3:36.419	1:30.932	52.586	144.2	26:29.752									
	8	3:21.372	58.968	1:30.976	51.428	150.4	29:51.124									
	9	3:21.921	58.656	1:31.457	51.808	150.6	33:13.045									
	10	3:19.540	58.291	1:30.270	50.979	155.6	36:32.585									
	11	3:18.936	57.446	1:29.616	51.874	155.4	39:51.521									
16	Lotus 15 1960 1. Serge KRINKNOFF							E2	1	1	3:04.102	53.771	1:24.167	46.164	169.8	3:04.102
	2	2:56.156	49.865	1:21.348	44.943	188.3	6:00.258									
	3	2:54.777	49.562	1:20.530	44.685	187.3	8:55.035									
	4	2:54.504	49.336	1:20.489	44.679	196.6	11:49.539									
	5	2:53.961	48.926	1:19.725	45.310	191.8	14:43.500									
	6	2:55.781	49.527	1:21.155	45.099	184.2	17:39.281									
	7	2:57.537	48.995	1:23.127	45.415	184.2	20:36.818									
	8	2:55.129	50.395	1:19.451	45.283	186.2	23:31.947									
	9	5:33.495 B	3:25.383	1:22.797	45.315	163.3	29:05.442									
	10	2:54.943	48.832	1:20.725	45.386	192.2	32:00.385									
	11	2:55.453	48.892	1:20.600	45.961	201.3	34:55.838									
	12	2:53.322	48.548	1:20.290	44.484	196.2	37:49.160									
17	Lister Knobbly Chevrolet 1958 1. Luc-Pierre VERQUIN							E2	1	1	2:54.643	47.320	1:21.683	45.640	185.9	2:54.643
	2	2:54.860	47.488	1:21.896	45.476	179.4	5:49.503									
	3	2:55.007	47.606	1:21.846	45.555	177.8	8:44.510									
	4	2:54.251	47.720	1:21.303	45.228	181.9	11:38.761									
	5	2:53.985	47.456	1:21.382	45.147	189.3	14:32.746									
	6	2:53.272	47.322	1:21.129	44.821	185.6	17:26.018									
	7	2:55.160	47.602	1:22.231	45.327	204.1	20:21.178									
21	Ferrari 250 GT SWB 1962 1. Karsten LE BLANC							F	1	1	3:26.089	1:07.078	1:29.653	49.358	160.8	3:26.089
	2	3:09.189	54.743	1:26.457	47.989	160.5	6:35.278									
	3	3:05.471	52.749	1:25.014	47.708	164.6	9:40.749									
	4	3:07.309	53.112	1:26.282	47.915	159.7	12:48.058									
	5	3:06.300	52.540	1:25.831	47.929	166.5	15:54.358									
	6	3:05.155	52.768	1:25.104	47.283	164.9	18:59.513									
	7	3:05.225	51.898	1:25.169	48.158	174.5	22:04.738									
	8	5:44.671 B	3:30.663	1:25.980	48.028	148.0	27:49.409									
	9	3:05.419	52.675	1:24.705	48.039	163.1	30:54.828									
	10	3:08.232	53.982	1:25.948	48.302	161.8	34:03.060									
	11	3:09.184	53.728	1:26.969	48.487	174.5	37:12.244									
	12	3:07.105	53.213	1:25.840	48.052	165.2	40:19.349									
22	Lotus XI 1500 1956 1. Jean-Pascal CUEREL							E1	1	1	3:09.192	55.185	1:25.389	48.618	182.6	3:09.192
	2	3:04.206	51.666	1:24.615	47.925	182.6	6:13.398									
	3	3:02.871	50.838	1:24.427	47.606	189.7	9:16.269									
	4	3:03.248	51.408	1:23.971	47.869	179.1	12:19.517									
	5	3:04.027	51.580	1:24.539	47.908	176.9	15:23.544									
	6	3:03.950	51.347	1:24.372	48.231	187.9	18:27.494									
	7	3:03.729	51.432	1:24.446	47.851	176.6	21:31.223									
	8	5:35.350 B	3:22.661	1:24.654	48.035	175.4	27:06.573									
	9	3:04.032	51.487	1:24.643	47.902	180.3	30:10.605									
	10	3:03.441	50.814	1:24.403	48.224	189.7	33:14.046									
	11	3:01.705	51.051	1:23.581	47.073	184.9	36:15.751									
	12	3:04.330	51.527	1:24.836	47.967	184.5	39:20.081									
26	Lister Jaguar Knobbly 1960 1. Jacques SANDOZ							E2	1	1	3:42.088	1:11.437	1:36.805	53.846	156.8	3:42.088
	2	3:27.838	56.239	1:36.675	54.924	148.8	7:09.926									
	3	3:25.406	56.339	1:35.095	53.972	145.8	10:35.332									
	4	3:22.189	54.928	1:33.787	53.474	154.2	13:57.521									
	5	3:22.174	55.250	1:34.897	52.027	149.3	17:19.695									
	6	3:22.424	54.930	1:34.140	53.354	156.3	20:42.119									
	7	3:20.297	55.190	1:33.042	52.065	167.1	24:02.416									
	8	6:07.968 B	3:39.882	1:36.323	51.763	160.3	30:10.384									
	9	3:17.294	53.700	1:32.226	51.368	188.3	33:27.678									
	10	3:19.096	54.290	1:33.341	51.465	144.6	36:46.774									
	11	3:18.158	52.913	1:32.956	52.289	148.0	40:04.932									
28	Lola Mk.1 1960 1. Patrick GIROULLE 2. Philippe GIROULLE							E2	1	1	3:35.015	1:08.335	1:33.793	52.887	144.2	3:35.015



THE GENTLEMEN CHALLENGE SPA CLASSIC RACE 2

Sector Analysis

Lap under Red Flag											Invalidated Lap	Personal Best	Session Best	B Crossing the pit lane	
Lap	D	Time	Sector 1	Sector 2	Sector 3	T. Spd	Elapsed	Lap	D	Time	Sector 1	Sector 2	Sector 3	T. Spd	Elapsed
30 Porsche 356 (B) S 75 Hardtop-Coupé T 5 1961 E2 1. Marc JULLY															
1	1	3:30.909	1:06.326	1:32.683	51.900	150.6	3:30.909								
2	1	3:21.224	58.758	1:31.116	51.350	149.7	6:52.133								
3	1	3:21.529	57.801	1:30.185	53.543	160.5	10:13.662								
4	1	3:18.259	57.660	1:28.932	51.667	158.0	13:31.921								
5	1	3:18.899	57.831	1:29.284	51.784	158.0	16:50.820								
6	1	3:20.392	57.752	1:30.866	51.774	150.1	20:11.212								
7	1	3:21.182	57.730	1:31.871	51.581	152.1	23:32.394								
8	1	5:51.748 B	3:28.685	1:31.135	51.928	152.8	29:24.142								
9	1	3:26.626	58.123	1:36.886	51.617	163.3	32:50.768								
10	1	3:20.144	58.673	1:29.693	51.778	154.0	36:10.912								
11	1	3:19.960	58.690	1:29.764	51.506	144.0	39:30.872								
37 Lister Jaguar Costin 1958 E2 1. Abraham BONTRUP															
1	1	3:00.173	50.660	1:23.822	45.691	184.9	3:00.173								
2	1	2:58.081	49.085	1:23.493	45.503	183.9	5:58.254								
3	1	2:56.243	49.033	1:22.402	44.808	174.5	8:54.497								
4	1	2:54.581	48.544	1:21.584	44.453	186.2	11:49.078								
5	1	2:57.732	50.030	1:22.678	45.024	158.8	14:46.810								
6	1	2:57.496	48.608	1:23.425	45.463	185.9	17:44.306								
7	1	2:59.279	49.911	1:23.061	46.307	172.1	20:43.585								
8	1	2:56.345	49.010	1:21.656	45.679	195.1	23:39.930								
9	1	5:38.914 B	3:30.312	1:23.194	45.408	174.2	29:18.844								
10	1	2:56.237	48.614	1:22.695	44.928	183.6	32:15.081								
11	1	3:00.303	48.208	1:25.556	46.539	178.4	35:15.384								
12	1	2:57.672	49.434	1:23.199	45.039	190.0	38:13.056								
39 Lotus XI 1500 1956 E1 1. Charles BOURDIN 2. Hubert BOURDIN															
1	1	3:26.610	1:08.397	1:28.710	49.503	154.9	3:26.610								
2	1	3:09.223	55.264	1:26.166	47.793	157.1	6:35.833								
3	1	3:07.033	54.154	1:23.944	48.935	177.5	9:42.866								
4	1	3:08.352	54.425	1:23.872	50.055	175.1	12:51.218								
5	1	3:07.833	56.129	1:24.179	47.525	171.0	15:59.051								
6	1	3:01.421	52.560	1:21.886	46.975	182.6	19:00.472								
7	1	3:07.282	53.565	1:23.759	49.958	176.6	22:07.754								
8	2	5:45.946 B	3:28.862	1:27.247	49.837	151.2	27:53.700								
9	2	3:08.193	54.993	1:23.730	49.470	178.4	31:01.893								
10	2	3:10.131	55.912	1:24.745	49.474	179.7	34:12.024								
11	2	3:10.303	55.528	1:25.372	49.403	177.8	37:22.327								
40 Lotus Elite S2 1961 E2 1. Markus BISCHOFBERGER															
1	1	3:46.656	1:13.599	1:38.425	54.632	154.2	3:46.656								
2	1	3:29.893	59.528	1:35.704	54.661	151.0	7:16.549								
3	1	3:26.891	59.699	1:33.885	53.307	163.6	10:43.440								
4	1	3:26.163	58.897	1:34.398	52.868	160.5	14:09.603								
5	1	3:26.074	58.891	1:33.915	53.268	151.7	17:35.677								
6	1	3:23.887	58.791	1:32.288	52.808	160.8	20:59.564								
7	1	3:22.555	58.919	1:31.144	52.492	167.3	24:22.119								
8	1	6:15.817 B	3:49.205	1:33.431	53.181	154.2	30:37.936								
9	1	3:24.370	59.390	1:32.417	52.563	161.0	34:02.306								
10	1	3:24.105	59.067	1:32.831	52.207	154.9	37:26.411								
11	1	3:27.566	59.641	1:34.376	53.549	154.4	40:53.977								
43 Frazer Nash Le Mans Replica 1953 E1 1. Josh WARD 2. Thomas WARD															
1	1	3:36.863	1:09.084	1:33.901	53.878	134.2	3:36.863								
2	1	3:20.439	58.806	1:29.998	51.635	145.2	6:57.302								
3	1	3:18.248	57.787	1:30.789	49.672	154.4	10:15.550								
4	1	3:37.458	57.890	1:27.619	51.119	159.3	13:53.008								
5	1	6:55.300 B	4:31.626	1:30.885	52.789	147.3	20:48.308								
6	1	6:05.292 B	3:40.397	1:32.192	52.703	139.5	26:53.600								
7	1	3:21.400	58.567	1:30.571	52.262	144.2	30:15.000								
8	1	3:17.895	57.694	1:29.142	51.059	143.0	33:32.895								
9	1	3:22.983	57.792	1:30.921	54.270	148.8	36:55.878								
10	1	3:33.375	58.432	1:30.437	51.045	143.4	40:29.253								
44 Allard J2 1951 E1 1. Michel GROSFILLIER															
1	1	3:24.105	1:01.695	1:31.614	50.796	159.3	3:24.105								
2	1	3:22.282	57.187	1:33.967	51.128	143.2	6:46.387								
3	1	3:18.634	56.231	1:30.615	51.788	130.7	10:05.021								
4	1	3:17.608	56.064	1:30.319	51.225	146.3	13:22.629								
5	1	3:16.267	55.546	1:29.796	50.925	147.3	16:38.896								
6	1	3:16.653	55.756	1:30.029	50.868	154.2	19:55.549								
7	1	3:16.462	55.608	1:30.038	50.816	158.8	23:12.011								
8	1	5:46.605 B	3:25.757	1:29.550	51.298	152.8	28:58.616								
9	1	3:14.973	55.853	1:28.720	50.400	150.6	32:13.589								
10	1	3:15.921	56.168	1:29.694	50.059	154.0	35:29.510								
11	1	3:15.367	55.289	1:29.998	50.080	145.2	38:44.877								
46 Bizzarrini 5300 GT 1965 F 1. Volker HICHERT 2. Björn EBSEN															
1	1	3:00.592	50.849	1:24.229	45.514	186.9	3:00.592								
2	1	2:57.902	49.196	1:23.454	45.252	178.7	5:58.494								
3	1	2:54.430	48.705	1:20.725	45.000	192.2	8:52.924								
4	1	2:54.439	48.696	1:20.501	45.242	189.7	11:47.363								
5	1	2:56.282	50.129	1:20.428	45.725	189.3	14:43.645								
6	1	2:54.653	48.709	1:21.447	44.497	191.5	17:38.298								
7	1	2:57.718	48.832	1:24.002	44.884	183.2	20:36.016								
8	2	5:38.259 B	3:27.417	1:23.794	47.048	171.8	26:14.275								



THE GENTLEMEN CHALLENGE SPA CLASSIC RACE 2

Sector Analysis

Lap under Red Flag Invalidated Lap Personal Best Session Best Crossing the pit lane

Lap	D	Time	Sector 1	Sector 2	Sector 3	T. Spd	Elapsed	Lap	D	Time	Sector 1	Sector 2	Sector 3	T. Spd	Elapsed
9	2	3:02.630	51.183	1:25.656	45.791	187.6	29:16.905	4	1	3:02.582	50.407	1:25.655	46.520	183.6	12:17.250
10	2	3:21.138	1:09.928	1:24.660	46.550	182.6	32:38.043	5	1	3:02.204	50.087	1:25.346	46.771	181.9	15:19.454
11	2	2:58.870	50.471	1:22.685	45.714	192.9	35:36.913	6	1	3:03.134	49.531	1:26.038	47.565	184.9	18:22.588
12	2	3:00.094	49.927	1:23.834	46.333	187.6	38:37.007	7	1	3:04.572	50.081	1:26.987	47.504	182.2	21:27.160

53 TVR Grantura Mk III 1965							
1. Guy GRANT							
2. Mark HALES							
1	1	3:23.660	1:00.551	1:31.814	51.295	160.8	3:23.660
2	1	3:20.357	57.853	1:31.210	51.294	160.0	6:44.017
3	1	3:18.681	56.788	1:30.407	51.486	164.9	10:02.698
4	1	3:17.874	57.572	1:29.752	50.550	168.2	13:20.572
5	1	3:16.645	56.235	1:29.564	50.846	175.1	16:37.217
6	1	3:16.430	56.639	1:29.219	50.572	177.8	19:53.647
7	1	3:16.823	56.701	1:29.370	50.752	175.1	23:10.470
8	2	5:45.483 B	3:32.076	1:25.019	48.388	163.6	28:55.953
9	2	3:06.466	54.140	1:23.904	48.422	183.9	32:02.419
10	2	3:07.359	55.353	1:23.971	48.035	173.6	35:09.778
11	2	3:10.323	57.070	1:25.069	48.184	184.5	38:20.101

57 Morgan SLR 1965							
1. John EMBERSON							
1	1	3:12.312	56.927	1:26.639	48.746	166.8	3:12.312
2	1	3:07.552	53.737	1:25.621	48.194	160.8	6:19.864
3	1	3:07.177	53.512	1:25.356	48.309	162.5	9:27.041
4	1	3:08.335	53.810	1:25.943	48.582	161.5	12:35.376
5	1	3:08.912	54.187	1:26.102	48.623	154.2	15:44.288
6	1	3:07.579	53.357	1:25.447	48.775	167.9	18:51.867
7	1	3:06.939	53.578	1:24.977	48.384	160.8	21:58.806
8	1	3:07.245	53.861	1:25.549	47.835	164.1	25:06.051
9	1	5:25.558 B	3:10.394	1:26.320	48.844	168.2	30:31.609
10	1	3:07.755	53.570	1:26.336	47.849	174.2	33:39.364
11	1	3:08.320	53.068	1:25.602	49.650	165.7	36:47.684
12	1	3:08.885	53.090	1:26.449	49.346	162.0	39:56.569

60 Porsche 904 Carrera GTS 1964							
1. Peter VÖGELE							
1	1	3:15.122	57.441	1:28.752	48.929	167.9	3:15.122
2	1	3:11.587	53.408	1:28.627	49.552	170.4	6:26.709
3	1	3:11.752	53.494	1:28.735	49.523	167.3	9:38.461
4	1	3:13.627	53.721	1:29.994	49.912	178.1	12:52.088
5	1	3:09.842	53.133	1:28.159	48.550	173.3	16:01.930
6	1	3:09.852	53.360	1:27.886	48.606	173.0	19:11.782
7	1	3:10.210	53.351	1:27.886	48.973	168.7	22:21.992
8	1	5:46.395 B	3:29.325	1:28.127	48.943	160.0	28:08.387
9	1	3:11.721	55.028	1:28.295	48.398	179.7	31:20.108
10	1	3:10.062	53.564	1:27.947	48.551	179.7	34:30.170
11	1	3:09.820	53.139	1:27.253	49.428	178.7	37:39.990

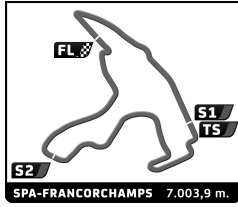
62 Ferrari 250 GT SWB 1962							
1. Kevin JONES							
1	1	3:05.656	51.716	1:26.510	47.430	176.3	3:05.656
2	1	3:05.042	51.659	1:26.513	46.870	181.3	6:10.698
3	1	3:03.970	49.513	1:27.976	46.481	202.5	9:14.668

63 Jaguar E-Type 3.8 1961							
1. Norbert SCHMITZ-KOEP							
2. Philipp KOENIG							
1	1	3:48.931	1:16.176	1:37.814	54.941	141.0	3:48.931
2	1	3:31.641	58.912	1:37.792	54.937	150.1	7:20.572
3	1	3:34.722	59.268	1:39.652	55.802	149.3	10:55.294
4	1	3:32.092	59.479	1:37.135	55.478	148.4	14:27.386
5	1	3:34.981	1:01.346	1:37.683	55.952	150.8	18:02.367
6	1	3:32.593	58.864	1:39.244	54.485	153.7	21:34.960
7	2	6:30.213 B	3:59.279	1:37.028	53.906	132.3	28:05.173
8	2	3:27.110	58.634	1:34.773	53.703	145.2	31:32.283
9	2	3:27.973	57.391	1:35.851	54.731	156.3	35:00.256
10	2	3:28.939	57.923	1:37.412	53.604	153.7	38:29.195

68 Jaguar XK150 S Coupe 1961							
1. Marc GORDON							
1	1	3:29.740	1:05.982	1:31.586	52.172	167.1	3:29.740
2	1	3:15.378	54.624	1:30.537	50.217	159.7	6:45.118
3	1	3:15.133	54.402	1:30.179	50.552	164.4	10:00.251
4	1	3:14.626	54.526	1:29.781	50.319	167.3	13:14.877
5	1	3:13.653	54.287	1:29.544	49.822	156.8	16:28.530
6	1	3:15.395	54.332	1:30.938	50.125	156.3	19:43.925
7	1	3:14.795	54.945	1:29.496	50.354	157.1	22:58.720
8	1	5:48.737 B	3:29.576	1:29.426	49.735	150.6	28:47.457
9	1	3:14.713	54.963	1:29.145	50.605	161.3	32:02.170
10	1	3:16.654	55.239	1:30.495	50.920	155.1	35:18.824
11	1	3:16.584	54.191	1:29.860	52.533	162.0	38:35.408

73 Jaguar E-Type Coupé 3.8 1961							
1. Laurent JASPERS							
1	1	3:12.481	56.162	1:26.917	49.402	173.3	3:12.481
2	1	3:08.659	53.977	1:26.536	48.146	162.3	6:21.140
3	1	3:17.165	53.267	1:25.344	58.554	171.0	9:38.305

77 MG B 1964							
1. Ahmed SHAHRABANI							
2. Oily SAMWAYS							
1	1	3:31.397	1:07.774	1:32.515	51.108	152.1	3:31.397
2	1	3:19.037	59.075	1:29.187	50.775	160.8	6:50.434
3	1	3:22.353	56.757	1:32.551	53.045	167.6	10:12.787
4	1	3:18.220	57.657	1:28.717	52.446	167.3	13:31.607
5	1	3:18.551	56.915	1:29.916	51.720	160.3	16:50.158
6	1	3:19.571	56.950	1:30.494	52.127	164.1	20:09.729
7	1	3:16.033	56.759	1:28.511	50.763	167.9	23:25.762
8	2	6:14.533 B	3:46.318	1:33.914	54.301	154.7	29:40.295



THE GENTLEMEN CHALLENGE SPA CLASSIC RACE 2

Sector Analysis

Lap under Red Flag							Invalidated Lap		Personal Best		Session Best		B Crossing the pit lane		
Lap	D	Time	Sector 1	Sector 2	Sector 3	T. Spd	Elapsed	Lap	D	Time	Sector 1	Sector 2	Sector 3	T. Spd	Elapsed
87 TVR Grantura Mk III 1965 1.Mark ASHWORTH 2.Simon ASHWORTH							F								
1	1	3:37.102	1:13.188	1:31.972	51.942	169.3	3:37.102								
2	1	3:16.714	56.217	1:29.492	51.005	149.7	6:53.816								
3	1	3:19.828	58.010	1:28.931	52.887	159.0	10:13.644								
4	1	3:16.930	55.960	1:29.211	51.759	169.0	13:30.574								
5	1	3:15.644	57.785	1:27.962	49.897	164.1	16:46.218								
6	1	3:15.442	55.791	1:28.349	51.302	164.6	20:01.660								
7	1	3:13.826	55.810	1:27.481	50.535	155.6	23:15.486								
8	2	5:38.029 B	3:16.262	1:27.338	54.429	156.3	28:53.515								
9	2	3:12.751	57.520	1:25.559	49.672	175.1	32:06.266								
10	2	3:14.209	54.727	1:27.736	51.746	171.3	35:20.475								
11	2	3:13.968	54.763	1:27.770	51.435	170.4	38:34.443								
88 Lister Jaguar Costin 1959 1.John SPIERS 2.Nigel GREENSALL							E2								
1	1	3:38.535	47.697	1:47.353	1:03.485	195.9	3:38.535								
94 Jaguar E-Type Coupe 3.8 1961 1.Georges VERQUIN							E2								
1	1	3:30.259	1:02.780	1:33.671	53.808	147.7	3:30.259								
2	1	3:20.720	54.876	1:33.611	52.233	152.6	6:50.979								
3	1	3:21.026	55.554	1:32.766	52.706	176.0	10:12.005								
4	1	3:19.079	54.455	1:32.034	52.590	171.0	13:31.084								
5	1	3:18.318	55.223	1:31.870	51.225	160.5	16:49.402								
6	1	3:19.847	55.535	1:32.243	52.069	170.7	20:09.249								
7	1	5:53.356 B	3:29.704	1:31.751	51.901	158.8	26:02.605								
8	1	3:20.601	56.302	1:32.769	51.530	169.0	29:23.206								
9	1	3:19.510	55.235	1:32.328	51.947	177.5	32:42.716								
10	1	3:18.786	55.604	1:31.806	51.376	169.0	36:01.502								
11	1	3:23.367	56.544	1:34.316	52.507	180.0	39:24.869								
124 Jaguar XK120 Roadster 1951 1.Stephen WARD							E1								
1	1	3:44.607	1:11.909	1:38.442	54.256	140.4	3:44.607								
2	1	3:27.708	57.548	1:36.364	53.796	140.6	7:12.315								
3	1	3:25.059	57.379	1:35.326	52.354	146.1	10:37.374								
4	1	3:23.998	56.936	1:34.907	52.155	140.8	14:01.372								
5	1	3:24.610	57.457	1:34.035	53.118	138.7	17:25.982								
6	1	3:24.873	56.741	1:35.596	52.536	143.6	20:50.855								
7	1	6:08.269 B	3:42.193	1:34.204	51.872	137.6	26:59.124								
8	1	3:26.367	57.663	1:35.678	53.026	147.1	30:25.491								
9	1	3:27.580	58.012	1:36.821	52.747	145.8	33:53.071								
10	1	3:27.521	56.683	1:37.377	53.461	153.1	37:20.592								
11	1	3:26.648	57.310	1:36.190	53.148	145.0	40:47.240								
188 Ferrari 275 GTB 1965 1.Andreas ROLNER 2.Lars ROLNER							F								
1	1	2:56.574	48.400	1:23.145	45.029	183.9	2:56.574								
194 Porsche 904/6 Carrera GTS 1964 1.Catesby JONES							F								
1	1	2:58.801	49.647	1:23.644	45.510	191.5	2:58.801								
2	1	2:56.124	48.776	1:21.869	45.479	190.4	5:54.925								
3	1	2:54.690	48.303	1:21.209	45.178	198.5	8:49.615								
4	1	2:54.880	48.951	1:21.117	44.812	197.0	11:44.495								
5	1	2:54.071	48.428	1:20.882	44.761	190.7	14:38.566								
6	1	2:54.598	48.360	1:21.008	45.230	192.2	17:33.164								
7	1	2:56.890	48.479	1:23.150	45.261	194.0	20:30.054								
8	1	2:55.410	48.526	1:21.322	45.562	187.6	23:25.464								
9	1	5:39.351 B	3:31.613	1:22.927	44.811	181.3	29:04.815								
10	1	2:55.064	48.048	1:21.412	45.604	195.9	31:59.879								
11	1	2:55.445	47.964	1:21.778	45.703	203.3	34:55.324								
12	1	2:53.635	48.120	1:20.646	44.869	187.3	37:48.959								
650 Austin-Healey 3000 Mk II 1965 1.Alexander KOLB							F								
1	1	3:06.298	53.264	1:25.338	47.696	182.9	3:06.298								
2	1	3:02.200	51.947	1:23.893	46.360	176.3	6:08.498								
3	1	3:02.251	51.642	1:23.949	46.660	189.0	9:10.749								
4	1	3:01.344	52.037	1:22.981	46.326	175.4	12:12.093								
5	1	3:01.618	51.516	1:23.316	46.786	172.4	15:13.711								
6	1	3:01.099	51.357	1:23.359	46.383	177.2	18:14.810								
7	1	3:02.078	51.352	1:23.615	47.111	171.5	21:16.888								
8	1	3:03.422	51.766	1:24.207	47.449	179.7	24:20.310								
9	1	5:36.412 B	3:23.003	1:25.936	47.473	160.8	29:56.722								
10	1	3:06.525	52.521	1:24.921	49.083	178.1	33:03.247								
11	1	3:03.769	52.161	1:24.182	47.426	193.6	36:07.016								
12	1	3:12.537	51.987	1:25.887	54.663	189.0	39:19.553								