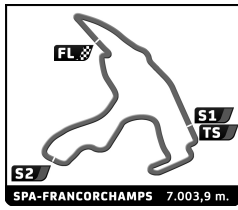


### THE GENTLEMEN CHALLENGE SPA CLASSIC RACE 1

#### Sector Analysis

Lap under Red Flag							Invalidated Lap		Personal Best		Session Best		B Crossing the pit lane		
Lap	D	Time	Sector 1	Sector 2	Sector 3	T. Spd	Elapsed	Lap	D	Time	Sector 1	Sector 2	Sector 3	T. Spd	Elapsed
<b>2</b>	Aston Martin DB2/4 Bertone Competition Spider 1953 1. Heinz STAMM							E1							
1	1	3:38.826	1:10.044	1:34.802	<b>53.980</b>	151.7	3:38.826								
2	1	<b>3:26.329</b>	57.898	<b>1:32.975</b>	55.456	163.8	7:05.155								
3	1	3:26.804	59.425	1:33.254	54.125	145.8	10:31.959								
4	1	20:29.158 <b>B</b>	<b>57.518</b>	1:38.062	...	180.3	31:01.117								
<b>5</b>	Ferrari 250 GT SWB 1961 1. Alexis de BEAUMONT							E2							
1	1	3:17.406	58.221	1:30.425	48.760	166.2	3:17.406								
2	1	3:09.428	53.351	1:28.000	<b>48.077</b>	156.1	6:26.834								
3	1	3:09.277	<b>51.936</b>	1:28.579	48.762	164.1	9:36.111								
4	1	3:11.357	52.786	1:29.097	49.474	147.7	12:47.468								
5	1	<b>3:08.598</b>	52.725	<b>1:27.570</b>	48.303	156.3	15:56.066								
6	1	3:20.121	52.321	1:29.001	58.799	151.9	19:16.187								
7	1	6:10.843 <b>B</b>	3:50.179	1:31.054	49.610	145.4	25:27.030								
8	1	3:11.803	52.875	1:29.991	48.937	143.8	28:38.833								
9	1	3:10.738	52.663	1:29.364	48.711	150.8	31:49.571								
10	1	3:10.965	52.456	1:29.262	49.247	151.7	35:00.536								
11	1	3:13.099	53.089	1:30.043	49.967	144.0	38:13.635								
<b>10</b>	Alfa Romeo Giulietta SZ Coda Tronca 1965 1. Roberto TURRIZIANI							F							
1	1	3:39.554	1:11.289	1:34.348	53.917	146.7	3:39.554								
2	1	3:24.280	58.443	1:32.493	53.344	156.8	7:03.834								
3	1	3:23.457	58.430	<b>1:31.543</b>	53.484	146.1	10:27.291								
4	1	<b>3:23.241</b>	57.929	1:31.981	53.331	161.0	13:50.532								
5	1	3:24.183	<b>57.715</b>	1:32.234	54.234	167.9	17:14.715								
6	1	4:06.579	58.726	1:48.498	1:19.355	162.0	21:21.294								
7	1	6:11.628 <b>B</b>	3:46.156	1:32.570	52.902	146.9	27:32.922								
8	1	3:31.568	1:00.616	1:36.130	54.822	139.3	31:04.490								
9	1	3:27.270	1:00.472	1:34.094	<b>52.704</b>	151.0	34:31.760								
10	1	3:25.119	59.720	1:32.203	53.196	156.3	37:56.879								
<b>13</b>	Abarth 2000 GT 1965 1. Michael GANS							F							
1	1	3:11.256	55.899	1:26.823	<b>48.534</b>	170.4	3:11.256								
2	1	<b>3:12.530</b>	53.867	1:26.164	52.499	163.8	6:23.786								
3	1	5:34.635 <b>B</b>	3:20.644	1:25.296	48.695	143.6	11:58.421								
<b>16</b>	Lotus 15 1960 1. Serge KRIKNOFF							E2							
1	1	2:59.434	51.902	1:21.793	<b>45.739</b>	186.6	2:59.434								
2	1	2:58.628	49.773	1:21.979	46.876	190.4	5:58.062								
3	1	2:57.197	49.415	<b>1:21.367</b>	46.415	192.9	8:55.259								
4	1	<b>2:57.125</b>	49.502	1:21.615	46.008	177.2	11:52.384								
5	1	2:59.915	<b>48.997</b>	1:21.509	49.409	191.5	14:52.299								
6	1	3:05.532	49.919	1:21.444	54.169	196.2	17:57.831								
7	1	4:09.674	50.985	1:58.119	1:20.570	135.2	22:07.505								
8	1	5:48.872 <b>B</b>	3:36.022	1:27.052	45.798	156.6	27:56.377								
9	1	3:02.887	49.683	1:25.995	47.209	172.4	30:59.264								
10	1	3:32.794	54.522	1:36.772	1:01.500	156.6	34:32.058								
<b>17</b>	Lister Knobbly Chevrolet 1958 1. Luc-Pierre VERQUIN							E2							
1	1	2:58.973	49.998	1:23.258	<b>45.717</b>	184.9	2:58.973								
2	1	2:58.343	<b>47.791</b>	1:23.774	46.778	188.3	5:57.316								
3	1	<b>2:57.237</b>	48.129	<b>1:22.675</b>	46.433	182.2	8:54.553								
4	1	2:57.414	48.577	1:23.025	45.812	170.7	11:51.967								
5	1	2:59.744	47.829	1:22.858	49.057	182.9	14:51.711								
6	1	3:04.492	48.182	1:22.967	53.343	201.3	17:56.203								
7	1	4:08.839	51.330	1:58.273	1:19.236	136.5	22:05.042								
8	1	5:40.714 <b>B</b>	3:29.715	1:25.158	45.841	180.3	27:45.756								
9	1	2:57.671	48.469	1:23.261	45.941	163.1	30:43.427								
10	1	2:58.843	48.520	1:23.488	46.835	174.5	33:42.270								
11	1	2:58.347	48.849	1:23.332	46.166	173.6	36:40.617								
<b>21</b>	Ferrari 250 GT SWB 1962 1. Karsten LE BLANC							F							
1	1	3:14.662	57.346	1:28.067	49.249	163.6	3:14.662								
2	1	<b>3:09.817</b>	<b>53.566</b>	<b>1:26.745</b>	49.506	166.8	6:24.479								
3	1	3:11.092	54.235	1:27.912	<b>48.945</b>	161.5	9:35.571								
4	1	3:14.560	54.276	1:28.811	51.473	143.2	12:50.131								
5	1	20:09.957 <b>B</b>						33:00.088							
<b>22</b>	Lotus XI 1500 1956 1. Jean-Pascal CUEREL							E1							
1	1	3:13.260	56.396	1:26.696	50.168	173.6	3:13.260								
2	1	3:10.020	52.585	1:25.882	51.553	163.3	6:23.280								
3	1	3:06.311	<b>51.318</b>	1:25.403	49.590	178.7	9:29.591								
4	1	3:08.775	52.354	1:27.117	49.304	168.7	12:38.366								
5	1	<b>3:05.048</b>	51.492	<b>1:25.031</b>	48.525	181.6	15:43.414								
6	1	3:12.873	51.597	1:26.498	54.778	170.7	18:56.287								
7	1	6:05.098 <b>B</b>	3:48.278	1:27.247	49.573	124.5	25:01.385								
8	1	3:07.714	52.938	1:25.661	49.115	176.3	28:09.099								
9	1	3:05.304	51.784	1:25.212	<b>48.308</b>	184.2	31:14.403								
10	1	3:08.484	51.530	1:28.037	48.917	157.1	34:22.887								
11	1	3:07.176	53.456	1:25.128	48.592	186.9	37:30.063								
<b>23</b>	René Bonnet Djet CRB1 1962 1. Eric BOUFFARD							F							
1	1	4:32.627	1:36.234	1:48.863	1:07.530	140.2	4:32.627								
2	1	4:02.727	1:09.890	<b>1:48.050</b>	1:04.787	135.8	8:35.354								
3	1	<b>4:00.610</b>	<b>1:09.095</b>	1:48.426	<b>1:03.089</b>	132.4	12:35.964								
<b>26</b>	Lister Jaguar Knobbly 1960 1. Jacques SANDOZ							E2							
1	1	3:35.892	1:07.889	1:35.004	<b>52.999</b>	146.9	3:35.892								
2	1	3:25.266	<b>54.879</b>	1:35.793	54.594	140.6	7:01.158								
3	1	3:24.295	56.002	1:33.498	54.795	145.2	10:25.453								
4	1	<b>3:23.938</b>	58.152	<b>1:32.671</b>	53.115	147.3	13:49.391								
<b>28</b>	Lola Mk.1 1960 1. Patrick GIROULLE 2. Philippe GIROULLE							E2							
1	2	3:57.388	1:24.990	1:36.815	55.583	137.1	3:57.388								

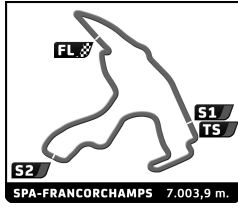


### THE GENTLEMEN CHALLENGE SPA CLASSIC RACE 1

#### Sector Analysis

Lap under Red Flag    Invalidated Lap    Personal Best    Session Best    Crossing the pit lane

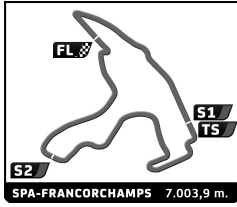
Lap	D	Time	Sector 1	Sector 2	Sector 3	T. Spd	Elapsed	Lap	D	Time	Sector 1	Sector 2	Sector 3	T. Spd	Elapsed
<b>30</b> Porsche 356 (B) S 75 Hardtop-Coupé T 5 1961 E2 1. Marc JULLY															
2	2	3:27.745	59.532	1:34.829	53.384	139.7	7:25.133	7	2	3:21.667	58.570	1:31.200	51.897	170.4	28:46.930
3	2	3:23.125	57.506	1:32.452	53.167	150.6	10:48.258	8	2	<b>3:19.475</b>	57.618	<b>1:30.089</b>	<b>51.768</b>	163.1	32:06.405
4	2	3:22.213	57.246	1:32.195	52.772	143.2	14:10.471	9	2	3:19.978	<b>57.092</b>	1:30.202	52.684	166.5	35:26.383
5	2	3:23.576	57.517	1:31.428	54.631	149.9	17:34.047	10	2	3:22.799	57.436	1:31.121	54.242	166.8	38:49.182
6	2	4:00.929	57.609	1:44.270	1:19.050	153.1	21:34.976								
7	1	6:36.837 B	4:08.813	1:35.618	52.406	146.1	28:11.813								
8	1	3:23.841	56.757	1:34.575	52.509	156.1	31:35.654								
9	1	<b>3:19.539</b>	56.657	<b>1:30.812</b>	<b>52.070</b>	152.6	34:55.193								
10	1	3:19.645	<b>55.724</b>	1:31.367	52.554	158.5	38:14.838								
<b>37</b> Lister Jaguar Costin 1958 E2 1. Abraham BONTRUP															
1	1	3:36.642	1:08.636	1:34.867	53.139	149.0	3:36.642								
2	1	3:25.272	<b>58.758</b>	1:31.639	54.875	157.3	7:01.914								
3	1	3:24.303	59.605	1:31.565	53.133	151.2	10:26.217								
4	1	3:24.641	58.943	1:32.571	53.127	153.3	13:50.858								
5	1	3:24.858	59.022	1:31.301	54.535	148.8	17:15.716								
6	1	4:15.199	59.176	1:53.660	1:22.363	155.6	21:30.915								
7	1	6:02.703 B	3:37.405	1:32.096	53.202	145.2	27:33.618								
8	1	<b>3:22.645</b>	59.210	1:31.657	<b>51.778</b>	155.1	30:56.263								
9	1	3:23.727	59.382	1:32.069	52.276	150.6	34:19.990								
10	1	3:23.754	59.802	<b>1:30.846</b>	53.106	151.7	37:43.744								
<b>39</b> Lotus XI 1500 1956 E1 1. Charles BOURDIN 2. Hubert BOURDIN															
1	2	3:17.140	58.900	1:27.616	50.624	172.4	3:17.140								
2	2	3:11.924	56.654	1:25.811	49.459	171.3	6:29.064								
3	2	<b>3:07.991</b>	54.710	<b>1:24.238</b>	<b>49.043</b>	179.4	9:37.055								
4	2	3:11.539	<b>54.550</b>	1:26.586	50.403	178.4	12:48.594								
5	2	3:18.530	54.710	1:24.937	58.883	180.3	16:07.124								
<b>40</b> Lotus Elite S2 1961 E2 1. Markus BISCHOFBERGER 2. Ciro CARAVA															
1	1	4:29.826	1:49.601	1:40.658	59.567	120.3	4:29.826								
2	1	3:36.646	1:02.461	1:37.362	56.823	143.6	8:06.472								
3	1	3:32.871	1:01.556	1:36.015	55.300	144.4	11:39.343								
4	1	3:31.650	1:00.666	1:34.791	56.193	161.0	15:10.993								
5	1	3:37.725	1:00.817	1:34.762	1:02.146	150.8	18:48.718								
6	2	6:36.545 B	4:12.130	1:31.648	52.767	147.5	25:25.263								
<b>43</b> Frazer Nash Le Mans Replica 1953 E1 1. Josh WARD 2. Thomas WARD															
1	2	3:44.461	1:14.548	1:36.209	53.704	154.0	3:44.461								
2	2	3:26.819	58.335	1:35.213	53.271	139.9	7:11.280								
3	2	3:25.743	58.528	1:33.932	53.283	153.3	10:37.023								
4	2	3:24.681	<b>57.388</b>	1:33.437	53.856	158.5	14:01.704								
5	2	3:26.732	58.614	1:32.917	55.201	138.5	17:28.436								
6	2	4:11.996 B	58.748	1:43.942	1:29.306	142.8	21:40.432								
7	2	6:16.072	3:48.226	1:34.647	53.199	144.8	27:56.504								
8	2	<b>3:23.494</b>	57.870	1:32.974	52.650	142.2	31:19.998								
9	2	3:25.173	58.980	<b>1:32.907</b>	53.286	133.6	34:45.171								
10	2	3:24.041	58.654	1:33.120	<b>52.267</b>	137.8	38:09.212								
<b>44</b> Allard J2 1951 E1 1. Michel GROSFFILLIER															
1	1	3:27.727	1:05.636	1:30.480	51.611	153.3	3:27.727								
2	1	3:19.167	56.250	1:30.984	51.933	148.8	6:46.894								
3	1	3:18.719	56.500	1:30.289	51.930	156.3	10:05.613								
4	1	3:18.216	56.269	1:30.212	51.735	156.8	13:23.829								
5	1	<b>3:17.639</b>	<b>55.720</b>	1:30.186	51.733	151.2	16:41.468								
6	1	3:48.597	56.613	1:35.492	1:16.492	151.9	20:30.065								
7	1	4:11.861	1:37.070	1:41.935	52.856	71.7	24:41.926								
8	1	5:59.374 B	3:37.603	1:30.572	51.199	155.9	30:41.300								
9	1	3:18.454	57.386	1:29.963	<b>51.105</b>	156.6	33:59.754								
10	1	3:17.929	56.933	<b>1:29.880</b>	51.116	146.5	37:17.683								
<b>46</b> Bizzarrini 5300 GT 1965 F 1. Volker HICHERT 2. Björn EBSEN															
1	1	3:12.201	58.093	1:25.384	48.724	165.7	3:12.201								
2	1	3:00.533	50.218	1:24.549	<b>45.766</b>	174.8	6:12.734								
3	1	2:58.072	49.821	1:22.452	45.799	197.0	9:10.806								
4	1	2:59.596	49.133	1:24.453	46.010	188.6	12:10.402								
5	1	<b>2:57.328</b>	<b>48.971</b>	<b>1:22.320</b>	46.037	195.9	15:07.730								
6	1	2:59.989	48.977	1:23.591	47.421	181.3	18:07.719								
7	1	4:00.714	52.521	1:47.583	1:20.610	148.4	22:08.433								
8	2	5:44.825 B	3:30.860	1:26.164	47.801	179.1	27:53.258								
9	2	3:06.629	51.676	1:26.144	48.809	187.6	30:59.887								
10	2	3:02.945	50.243	1:23.978	48.724	180.3	34:02.832								
11	2	3:02.211	51.748	1:23.572	46.891	183.9	37:05.043								
<b>53</b> TVR Grantura Mk III 1965 F 1. Guy GRANT 2. Mark HALES															
1	1	3:34.065	1:07.654	1:33.428	52.983	155.4	3:34.065								
2	1	3:25.223	57.245	1:34.284	53.694	152.6	6:59.288								
3	1	3:25.000	58.192	1:33.852	52.956	136.7	10:24.288								
4	1	3:23.052	58.043	1:32.292	52.717	161.3	13:47.340								
5	1	3:23.183	58.244	1:31.903	53.036	155.9	17:10.523								
6	1	4:00.448	56.380	1:46.094	1:17.974	171.0	21:10.971								



### THE GENTLEMEN CHALLENGE SPA CLASSIC RACE 1

#### Sector Analysis

Lap under Red Flag							Invalidated Lap		Personal Best		Session Best		B Crossing the pit lane		
Lap	D	Time	Sector 1	Sector 2	Sector 3	T. Spd	Elapsed	Lap	D	Time	Sector 1	Sector 2	Sector 3	T. Spd	Elapsed
<b>57</b> Morgan SLR 1965 1. John EMBERSON F															
7	1	6:04.963 B	3:47.513	1:27.903	49.547	148.6	27:15.934	2	1	3:18.806	57.269	1:30.650	50.887	159.0	6:41.716
8	1	3:09.632	55.204	1:25.093	49.335	181.6	30:25.566	3	1	3:15.543	54.613	1:30.578	50.352	161.5	9:57.259
9	1	3:09.310	54.281	1:25.647	49.382	182.2	33:34.876	4	1	3:17.848	55.433	1:31.286	51.129	163.6	13:15.107
10	1	3:10.139	54.540	1:26.514	49.085	181.3	36:45.015	5	1	3:18.131	55.381	1:31.030	51.720	154.2	16:33.238
<b>60</b> Porsche 904 Carrera GTS 1964 1. Peter VÖGELE F															
1	1	3:32.672	1:10.123	1:31.362	51.187	160.8	3:32.672	6	1	3:39.917	54.721	1:32.041	1:13.155	160.5	20:13.155
2	1	3:11.099	53.786	1:27.638	49.675	178.4	6:43.771	7	1	4:34.010 B	1:52.510	1:42.605	58.895	67.4	24:47.165
3	1	3:10.621	53.755	1:27.492	49.374	159.7	9:54.392	8	1	6:20.026	3:57.359	1:31.755	50.912	149.5	31:07.191
4	1	3:09.921	53.836	1:26.567	49.518	167.6	13:04.313	9	1	3:20.222	56.621	1:31.778	51.823	158.3	34:27.413
5	1	3:12.198	54.104	1:29.278	48.816	161.0	16:16.511	10	1	3:17.756	55.332	1:31.034	51.390	154.7	37:45.169
6	1	3:42.632	54.308	1:27.082	1:21.242	163.8	19:59.143								
7	1	5:41.284 B	3:25.673	1:26.861	48.750	164.6	25:40.427								
8	1	3:10.030	54.749	1:26.440	48.841	157.5	28:50.457								
9	1	3:09.224	53.682	1:26.394	49.148	162.0	31:59.681								
10	1	3:11.428	54.264	1:27.355	49.809	163.1	35:11.109								
11	1	3:10.307	54.354	1:25.800	50.153	167.1	38:21.416								
<b>62</b> Ferrari 250 GT SWB 1962 1. Kevin JONES F															
1	1	3:23.312	1:04.889	1:28.444	49.979	158.0	3:23.312								
2	1	3:13.977	55.078	1:28.689	50.210	160.3	6:37.289								
3	1	3:14.123	54.650	1:28.996	50.477	164.9	9:51.412								
4	1	3:14.616	54.662	1:29.563	50.391	165.4	13:06.028								
5	1	3:13.539	54.156	1:29.405	49.978	176.0	16:19.567								
6	1	3:52.998	54.920	1:28.920	1:29.158	176.0	20:12.565								
7	1	4:22.530	1:52.645	1:39.979	49.906	71.0	24:35.095								
8	1	5:47.428 B	3:27.547	1:30.043	49.838	157.3	30:22.523								
9	1	3:14.117	54.822	1:29.290	50.005	171.8	33:36.640								
10	1	3:14.969	54.662	1:30.735	49.572	155.4	36:51.609								
<b>63</b> Jaguar E-Type 3.8 1961 1. Norbert SCHMITZ-KOEP E2 2. Philipp KOENIG															
1	2	3:36.680	1:12.945	1:31.921	51.814	155.4	3:36.680								
<b>68</b> Jaguar XK150 S Coupe 1961 1. Marc GORDON E2															
1	1	3:22.910	1:02.084	1:29.980	50.846	158.3	3:22.910								
<b>73</b> Jaguar E-Type Coupé 3.8 1961 1. Laurent JASPERS E2															
2	1	3:18.806	57.269	1:30.650	50.887	159.0	6:41.716								
3	1	3:15.543	54.613	1:30.578	50.352	161.5	9:57.259								
4	1	3:17.848	55.433	1:31.286	51.129	163.6	13:15.107								
5	1	3:18.131	55.381	1:31.030	51.720	154.2	16:33.238								
6	1	3:39.917	54.721	1:32.041	1:13.155	160.5	20:13.155								
7	1	4:34.010 B	1:52.510	1:42.605	58.895	67.4	24:47.165								
8	1	6:20.026	3:57.359	1:31.755	50.912	149.5	31:07.191								
9	1	3:20.222	56.621	1:31.778	51.823	158.3	34:27.413								
10	1	3:17.756	55.332	1:31.034	51.390	154.7	37:45.169								
<b>77</b> MG B 1964 1. Ahmed SHAHRABANI F 2. Oilly SAMWAYS															
1	1	3:40.249	1:17.587	1:31.686	50.976	162.8	3:40.249								
2	1	3:22.047	58.278	1:31.421	52.348	154.4	7:02.296								
3	1	3:22.222	57.554	1:31.619	53.049	164.1	10:24.518								
4	1	3:22.180	58.606	1:31.805	51.769	160.0	13:46.698								
5	1	3:22.800	57.400	1:30.394	55.006	160.3	17:09.498								
6	1	4:07.203	59.272	1:47.256	1:20.675	160.3	21:16.701								
7	1	6:16.805 B	3:47.567	1:34.088	55.150	152.6	27:33.506								
8	1	3:33.225	1:00.899	1:37.986	54.340	145.0	31:06.731								
9	1	3:26.863	1:00.643	1:32.450	53.770	153.3	34:33.594								
10	1	3:34.219	1:01.480	1:36.948	55.791	146.1	38:07.813								
<b>86</b> Lotus Elite 1960 1. Ivan Denes LESSNER E2 2. Marcel PETER															
1	2	3:58.946	1:22.253	1:38.338	58.355	146.5	3:58.946								
2	2	3:40.420	1:03.213	1:39.255	57.952	152.4	7:39.366								
3	2	3:37.786	1:02.882	1:37.972	56.932	143.0	11:17.152								
4	2	3:36.220	1:02.117	1:37.253	56.850	157.5	14:53.372								
5	2	3:41.028	1:01.483	1:38.236	1:01.309	155.4	18:34.400								
6	1	7:02.431 B	3:52.255	2:01.936	1:08.240	78.0	25:36.831								
7	1	4:14.215	1:14.190	1:52.748	1:07.277	113.1	29:51.046								
8	1	4:18.967	1:16.157	1:55.299	1:07.511	111.4	34:10.013								
<b>87</b> TVR Grantura Mk III 1965 1. Mark ASHWORTH F 2. Simon ASHWORTH															
1	1	3:25.092	1:04.272	1:28.326	52.494	159.5	3:25.092								
2	1	3:21.673	58.004	1:29.869	53.800	154.7	6:46.765								



## THE GENTLEMEN CHALLENGE SPA CLASSIC RACE 1

### Sector Analysis

Lap under Red Flag    Invalidated Lap    Personal Best    Session Best    B Crossing the pit lane

Lap	D	Time	Sector 1	Sector 2	Sector 3	T. Spd	Elapsed	Lap	D	Time	Sector 1	Sector 2	Sector 3	T. Spd	Elapsed	
<b>88</b>	Lister Jaguar Costin 1959 1. John SPIERS 2. Nigel GREENSALL							E2	10	1	3:28.712	57.965	1:36.198	54.549	144.8	38:50.743
1	1	2:58.351	49.997	1:22.875	45.479	206.1	2:58.351									
2	1	2:57.227	48.363	1:23.221	45.643	202.1	5:55.578									
3	1	2:56.951	48.387	1:22.566	45.998	189.0	8:52.529									
4	1	2:57.647	48.505	1:23.336	45.806	187.6	11:50.176									
5	1	2:57.114	48.095	1:22.901	46.118	191.5	14:47.290									
6	1	2:59.224	48.720	1:22.373	48.131	193.3	17:46.514									
7	1	4:00.043	49.361	1:47.782	1:22.900	190.4	21:46.557									
8	2	6:10.609 B	4:02.210	1:23.684	44.715	162.5	27:57.166									
9	2	2:56.877	47.906	1:23.363	45.608	178.1	30:54.043									
10	2	2:54.831	47.529	1:22.197	45.105	178.4	33:48.874									
11	2	2:53.727	47.284	1:21.592	44.851	192.2	36:42.601									
<b>94</b>	Jaguar E-Type Coupe 3.8 1961 1. Georges VERQUIN							E2								
1	1	3:33.532	1:07.280	1:32.377	53.875	160.3	3:33.532									
2	1	3:28.799	55.604	1:35.256	57.939	170.4	7:02.331									
3	1	3:23.052	58.327	1:32.027	52.698	151.7	10:25.383									
4	1	3:20.535	56.312	1:31.536	52.687	168.4	13:45.918									
5	1	3:22.422	56.501	1:31.654	54.267	169.0	17:08.340									
6	1	3:58.121	56.562	1:43.088	1:18.471	152.6	21:06.461									
7	1	3:59.741	1:27.572	1:37.555	54.614	85.8	25:06.202									
8	1	5:58.560 B	3:30.811	1:33.625	54.124	151.9	31:04.762									
9	1	3:25.125	59.575	1:32.449	53.101	151.9	34:29.887									
10	1	3:25.861	57.955	1:32.655	55.251	148.4	37:55.748									
<b>110</b>	Porsche 904/6 Carrera GTS 1964 1. Dr Afschin FATEMI							F								
1	1	3:11.955	55.150	1:27.066	49.739	192.9	3:11.955									
2	1	3:06.633	52.684	1:26.222	47.727	178.7	6:18.588									
3	1	3:03.767	51.893	1:23.738	48.136	175.4	9:22.355									
4	1	3:02.027	50.823	1:24.075	48.129	173.0	12:25.382									
5	1	3:02.305	50.554	1:23.759	47.992	187.6	15:27.687									
6	1	3:08.516	51.208	1:24.411	52.897	189.0	18:36.203									
7	1	6:08.156 B	3:51.576	1:29.358	47.222	76.6	24:44.359									
8	1	3:03.235	51.178	1:24.992	47.065	180.0	27:47.594									
9	1	3:02.558	50.659	1:25.114	46.785	179.1	30:50.152									
10	1	3:01.934	50.643	1:24.170	47.121	186.6	33:52.086									
11	1	3:01.074	50.504	1:23.265	47.305	187.3	36:53.160									
<b>124</b>	Jaguar XK120 Roadster 1951 1. Stephen WARD							E1								
1	1	3:46.193	1:13.986	1:37.486	54.721	145.0	3:46.193									
2	1	3:30.872	59.328	1:37.967	53.577	140.4	7:17.065									
3	1	3:28.578	59.129	1:35.277	54.172	139.5	10:45.643									
4	1	3:31.113	59.147	1:37.289	54.677	138.0	14:16.756									
5	1	3:29.753	58.124	1:35.889	55.740	150.6	17:46.509									
6	1	4:14.009	59.591	1:53.836	1:20.582	137.4	22:00.518									
7	1	6:23.355 B	3:49.983	1:38.486	54.886	130.6	28:23.873									
8	1	3:29.490	58.295	1:36.123	55.072	140.1	31:53.363									
9	1	3:28.668	58.238	1:36.120	54.310	133.0	35:22.031									
<b>188</b>	Ferrari 275 GTB 1965 1. Andreas ROLNER 2. Lars ROLNER							F								
1	1	2:59.772	52.358	1:21.637	45.777	182.2	2:59.772									
2	1	2:57.540	48.352	1:22.722	46.466	183.2	5:57.312									
3	1	2:59.717	48.780	1:22.325	48.612	178.1	8:57.029									
4	1	2:56.337	49.054	1:21.431	45.852	164.9	11:53.366									
5	1	2:59.229	48.547	1:22.686	47.996	173.3	14:52.595									
6	1	3:03.982	48.491	1:21.890	53.601	177.8	17:56.577									
7	2	6:44.172 B	4:19.388	1:37.081	47.703	67.8	24:40.749									
8	2	3:04.359	52.233	1:25.074	47.052	181.0	27:45.108									
9	2	3:02.684	51.759	1:25.487	45.438	172.7	30:47.792									
10	2	2:59.137	49.856	1:23.440	45.841	180.0	33:46.929									
11	2	2:57.935	49.305	1:22.829	45.801	182.9	36:44.864									
<b>194</b>	Porsche 904/6 Carrera GTS 1964 1. Catesby JONES							F								
1	1	3:04.332	54.350	1:23.086	46.896	184.5	3:04.332									
2	1	2:58.229	50.618	1:21.941	45.670	177.2	6:02.561									
3	1	2:56.927	48.184	1:21.481	47.262	188.6	8:59.488									
4	1	2:57.420	49.123	1:21.996	46.301	179.1	11:56.908									
5	1	2:57.962	49.297	1:22.896	45.769	186.6	14:54.870									
6	1	3:03.885	49.222	1:21.753	52.910	181.9	17:58.755									
7	1	4:07.162	49.702	1:57.879	1:19.581	144.6	22:05.917									
8	1	5:47.144 B	3:37.588	1:22.509	47.047	177.5	27:53.061									
9	1	2:57.680	48.947	1:23.288	45.445	198.1	30:50.741									
10	1	2:56.743	48.878	1:22.728	45.137	176.0	33:47.484									
11	1	2:58.072	49.049	1:23.285	45.738	179.7	36:45.556									
<b>650</b>	Austin-Healey 3000 Mk II 1965 1. Alexander KOLB							F								
1	1	3:10.997	55.641	1:26.796	48.560	177.8	3:10.997									
2	1	3:11.321	54.414	1:25.900	51.007	155.6	6:22.318									
3	1	3:05.865	51.631	1:25.696	48.538	177.8	9:28.183									
4	1	3:11.417	52.908	1:27.636	50.873	167.9	12:39.600									
5	1	3:04.926	51.911	1:24.662	48.353	181.0	15:44.526									
6	1	3:12.572	51.915	1:25.714	54.943	171.8	18:57.098									
7	1	6:01.135 B	3:46.037	1:27.595	47.503	91.2	24:58.233									
8	1	3:06.526	52.195	1:26.447	47.884	167.9	28:04.759									
9	1	3:07.714	52.323	1:26.653	48.738	166.8	31:12.473									
10	1	3:08.079	52.272	1:27.817	47.990	166.2	34:20.552									
11	1	3:06.423	52.918	1:25.658	47.847	177.2	37:26.975									