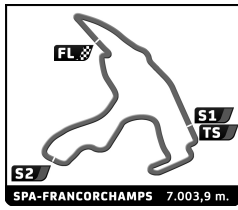


### THE GENTLEMEN CHALLENGE SPA CLASSIC QUALIFYING

#### Sector Analysis

Lap under Red Flag							Invalidated Lap		Personal Best		Session Best		B Crossing the pit lane			
Lap	D	Time	Sector 1	Sector 2	Sector 3	T. Spd	Elapsed	Lap	D	Time	Sector 1	Sector 2	Sector 3	T. Spd	Elapsed	
<b>2</b>	Aston Martin DB2/4 Bertone Competition Spider 1953 1. Heinz STAMM							E1								
1	1	5:30.553	1:59.974	2:11.973	1:18.606	129.1	5:30.553									
2	1	8:34.585 B	5:49.148	1:46.988	58.449	117.1	14:05.138									
3	1	3:38.023	59.942	1:45.309	52.772	136.1	17:43.161									
4	1	3:25.315	58.177	1:34.912	52.226	150.6	21:08.476									
5	1	<del>3:25.260</del>	59.439	1:34.185	51.636	150.4	24:33.736									
6	1	3:23.001	57.090	1:34.190	51.721	164.4	27:56.737									
7	1	3:24.301	57.484	1:34.352	52.465	160.3	31:21.038									
<b>5</b>	Ferrari 250 GT SWB 1961 1. Alexis de BEAUMONT							E2								
1	1	4:08.821	1:21.698	1:34.609	1:12.514	117.9	4:08.821									
2	1	8:44.230 B	6:23.928	1:30.750	49.552	139.5	12:53.051									
3	1	3:12.685	52.096	1:31.867	48.722	170.7	16:05.736									
4	1	3:15.038	52.886	1:31.871	50.281	155.9	19:20.774									
5	1	3:13.212	53.000	1:31.145	49.067	162.3	22:33.986									
6	1	3:13.606	52.783	1:32.446	48.377	166.2	25:47.592									
7	1	3:15.342	51.913	1:33.277	50.152	171.0	29:02.934									
8	1	3:14.914	52.320	1:32.474	50.120	155.6	32:17.848									
<b>10</b>	Alfa Romeo Giulietta SZ Coda Tronca 1965 1. Roberto TURRIZIANI							F								
1	1	4:42.002	1:41.012	1:50.572	1:10.418	119.9	4:42.002									
2	1	8:54.430 B	6:18.937	1:39.437	56.056	139.5	13:36.432									
3	1	3:27.292	59.292	1:36.113	51.887	146.9	17:03.724									
4	1	3:23.678	58.540	1:32.858	52.280	155.9	20:27.402									
5	1	5:54.408 B	3:16.134	1:43.609	54.665	128.6	26:21.810									
6	1	<del>3:34.746</del>	1:01.239	1:37.322	56.185	129.6	29:56.556									
7	1	3:41.137	59.215	1:41.287	1:00.635	152.8	33:37.693									
<b>13</b>	Abarth 2000 GT 1965 1. Michael GANS							F								
1	1	4:19.377					4:19.377									
2	1	8:30.007					12:49.384									
3	1	3:17.897					16:07.281									
4	1	4:22.340	2:07.468	1:27.114	47.758	150.4	20:29.621									
5	1	3:07.314	53.091	1:25.664	48.559	161.0	23:36.935									
6	1	5:39.941 B	3:25.829	1:26.822	47.290	150.8	29:16.876									
7	1	3:05.631	52.083	1:26.234	47.314	156.1	32:22.507									
<b>16</b>	Lotus 15 1960 1. Serge KRIKNOFF							E2								
1	1	4:22.801	1:30.463	1:39.009	1:13.329	118.1	4:22.801									
2	1	8:28.379 B	6:13.502	1:28.007	46.870	155.9	12:51.180									
3	1	3:02.517	51.210	1:25.546	45.761	171.3	15:53.697									
4	1	3:02.173	50.437	1:25.728	46.008	190.0	18:55.870									
5	1	2:57.808	50.155	1:22.301	45.352	195.9	21:53.678									
6	1	2:56.671	49.602	1:21.658	45.411	193.6	24:50.349									
7	1	2:57.181	49.448	1:21.751	45.982	191.5	27:47.530									
8	1	2:54.633	49.902	1:20.316	44.415	192.9	30:42.163									
<b>17</b>	Lister Knobbly Chevrolet 1958 1. Luc-Pierre VERQUIN							E2								
1	1	3:17.914	1:01.621	1:28.402	47.891	125.9	3:17.914									
2	1	8:59.547 B	6:49.765	1:23.864	45.918	164.9	12:17.461									
3	1	2:59.268	48.355	1:25.246	45.667	168.7	15:16.729									
4	1	3:00.134	49.333	1:25.086	45.715	170.7	18:16.863									
5	1	3:10.148	48.000	1:34.525	47.623	175.7	21:27.011									
6	1	2:59.495	48.163	1:25.153	46.179	201.3	24:26.506									
7	1	3:01.192	49.492	1:25.222	46.478	174.2	27:27.698									
8	1	3:02.288	48.379	1:26.925	46.984	172.1	30:29.986									
<b>21</b>	Ferrari 250 GT SWB 1962 1. Karsten LE BLANC							F								
1	1	3:47.027	1:10.728	1:36.501	59.798	112.6	3:47.027									
2	1	8:49.063 B	6:29.335	1:30.945	48.783	140.4	12:36.090									
3	1	3:11.641	54.031	1:29.547	48.063	159.7	15:47.731									
4	1	3:25.125	53.975	1:37.330	53.820	159.3	19:12.856									
5	1	3:07.709	52.899	1:26.954	47.856	162.8	22:20.565									
6	1	3:15.632	53.631	1:31.208	50.793	152.6	25:36.197									
7	1	3:10.727	52.855	1:28.716	49.156	163.1	28:46.924									
8	1	3:07.074	52.666	1:26.613	47.795	171.0	31:53.998									
<b>22</b>	Lotus XI 1500 1956 1. Jean-Pascal CUEREL							E1								
1	1	3:35.471	1:09.957	1:31.798	53.716	121.3	3:35.471									
2	1	8:54.959 B	6:39.211	1:26.549	49.199	169.6	12:30.430									
3	1	3:10.106	52.303	1:29.764	48.039	192.2	15:40.536									
4	1	3:07.564	51.854	1:27.950	47.760	181.3	18:48.100									
5	1	3:04.227	51.351	1:24.994	47.882	196.2	21:52.327									
<b>23</b>	René Bonnet Djet CRB1 1962 1. Eric BOUFFARD							F								
1	1	5:58.924	2:05.541	2:27.845	1:25.538	104.8	5:58.924									
2	1	9:18.176 B	6:16.903	1:54.046	1:07.227	128.6	15:17.100									
3	1	4:10.821	1:12.510	1:52.498	1:05.813	137.4	19:27.921									
4	1	4:07.159	1:10.633	1:51.882	1:04.644	136.5	23:35.080									
5	1	4:02.870	1:11.712	1:49.577	1:01.581	139.9	27:37.950									
<b>26</b>	Lister Jaguar Knobbly 1960 1. Jacques SANDOZ							E2								
1	1	3:54.927	1:12.102	1:38.747	1:04.078	104.3	3:54.927									
2	1	8:53.872 B	6:27.499	1:34.316	52.057	149.0	12:48.799									
3	1	3:28.198	55.150	1:38.152	54.896	150.4	16:16.997									
4	1	3:25.558	55.089	1:37.393	53.076	155.6	19:42.555									
5	1	3:26.206	55.099	1:37.633	53.474	136.9	23:08.761									
6	1	3:30.161	56.857	1:40.005	53.299	124.5	26:38.922									
7	1	3:22.468	54.482	1:34.930	53.056	151.0	30:01.390									
<b>28</b>	Lola Mk.1 1960 1. Patrick GIROULLE 2. Philippe GIROULLE							E2								
1	2	5:25.641	1:56.249	2:09.812	1:19.580	100.9	5:25.641									
2	2	8:37.859 B	5:52.367	1:47.562	57.930	114.7	14:03.500									

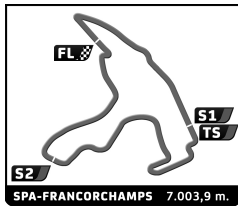


### THE GENTLEMEN CHALLENGE SPA CLASSIC QUALIFYING

#### Sector Analysis

Lap under Red Flag    Invalidated Lap    Personal Best    Session Best    Crossing the pit lane

Lap	D	Time	Sector 1	Sector 2	Sector 3	T. Spd	Elapsed	Lap	D	Time	Sector 1	Sector 2	Sector 3	T. Spd	Elapsed
<b>30</b> Porsche 356 (B) S 75 Hardtop-Coupé T 5 1961 E2 1. Marc JULLY															
1	1	4:46.349	1:47.351	1:47.538	1:11.460	112.1	4:46.349								
2	1	9:00.406 B	6:29.611	1:38.281	52.514	123.2	13:46.755								
3	1	3:23.708	58.872	1:32.287	52.549	154.4	17:10.463								
4	1	3:20.781	58.458	1:30.681	51.642	158.8	20:31.244								
5	1	3:21.763	58.245	1:30.742	52.776	157.5	23:53.007								
6	1	3:21.177	57.488	1:31.680	52.009	158.3	27:14.184								
7	1	3:25.439	59.949	1:33.243	52.247	145.0	30:39.623								
<b>37</b> Lister Jaguar Costin 1958 E2 1. Abraham BONTRUP															
1	1	3:15.840	59.671	1:28.846	47.323	130.6	3:15.840								
2	1	8:58.032 B	6:49.821	1:23.045	45.166	166.5	12:13.872								
3	1	3:00.679	48.038	1:27.053	45.588	184.5	15:14.551								
4	1	2:58.268	48.538	1:24.684	45.046	183.9	18:12.819								
5	1	2:56.567	48.161	1:23.960	44.446	187.3	21:09.386								
6	1	2:58.184	48.264	1:24.072	45.848	180.6	24:07.570								
7	1	5:15.520 B	3:06.046	1:23.810	45.664	178.4	29:23.090								
8	1	3:01.774	48.427	1:27.201	46.146	169.6	32:24.864								
<b>39</b> Lotus XI 1500 1956 E1 1. Charles BOURDIN 2. Hubert BOURDIN															
1	1	4:49.103	1:51.479	1:46.237	1:11.387	138.3	4:49.103								
2	1	8:35.597 B	6:12.818	1:32.090	50.689	153.3	13:24.700								
3	1	3:09.199	54.678	1:26.712	47.809	174.5	16:33.899								
4	1	3:06.406	53.299	1:26.185	46.922	180.3	19:40.305								
5	2	5:05.507 B	2:48.386	1:27.916	49.205	170.1	24:45.812								
6	2	3:12.346	55.548	1:27.491	49.307	178.7	27:58.158								
7	2	3:11.217	55.680	1:26.335	49.202	170.4	31:09.375								
<b>40</b> Lotus Elite S2 1961 E2 1. Markus BISCHOFBERGER 2. Ciro CARAVA															
1	2	4:52.630	1:52.577	1:46.501	1:13.552	113.9	4:52.630								
2	2	8:51.755 B	6:19.601	1:38.100	54.054	137.8	13:44.385								
3	2	3:24.748	58.440	1:34.493	51.815	164.4	17:09.133								
4	1	6:53.116 B	4:01.304	1:45.381	1:06.431	127.0	24:02.249								
5	1	5:10.453 B	2:31.004	1:41.523	57.926	137.8	29:12.702								
6	1	3:46.828	1:02.406	1:45.364	59.058	135.8	32:59.530								
<b>43</b> Frazer Nash Le Mans Replica 1953 E1 1. Josh WARD 2. Thomas WARD															
1	1	4:31.890	1:35.260	1:41.530	1:15.100	140.6	4:31.890								
2	1	8:41.053 B	6:13.492	1:33.563	53.998	138.2	13:12.943								
3	1	3:26.812	1:00.046	1:34.471	52.295	141.4	16:39.755								
4	1	3:22.226	58.527	1:32.216	51.483	154.9	20:01.981								
5	1	3:26.866	58.991	1:32.253	55.622	145.8	23:28.847								
6	2	5:25.475 B	2:52.607	1:38.100	54.768	114.4	28:54.322								
<b>44</b> Allard J2 1951 E1 1. Michel GROSFILLIER															
1	1	5:28.771	1:56.831	2:11.922	1:20.018	104.6	5:28.771								
2	1	8:26.892 B	5:49.835	1:42.701	54.356	118.3	13:55.663								
3	1	3:25.594	58.327	1:35.242	52.025	144.6	17:21.257								
4	1	3:24.443	57.779	1:33.738	52.926	145.0	20:45.700								
5	1	4:53.713 B	2:25.738	1:36.161	51.814	143.8	25:39.413								
6	1	3:19.455	57.056	1:31.767	50.632	157.3	28:58.868								
7	1	3:22.920	56.886	1:33.957	52.077	144.4	32:21.788								
<b>46</b> Bizzarrini 5300 GT 1965 F 1. Volker HICHERT 2. Björn EBSEN															
1	1	3:21.317	1:02.879	1:31.365	47.073	125.4	3:21.317								
2	1	8:58.120 B	6:47.595	1:23.417	47.108	171.0	12:19.437								
3	1	2:58.556	48.795	1:23.526	46.235	178.1	15:17.993								
4	1	2:59.703	49.052	1:24.700	45.951	170.7	18:17.696								
5	2	5:35.430 B	3:17.265	1:29.363	48.802	156.6	23:53.126								
6	2	3:03.573	50.915	1:26.214	46.444	200.9	26:56.699								
7	2	3:00.400	50.153	1:22.706	47.541	195.5	29:57.099								
8	2	3:20.198	51.316	1:37.537	51.345	172.4	33:17.297								
<b>53</b> TVR Grantura Mk III 1965 F 1. Guy GRANT 2. Mark HALES															
1	1	3:51.241	1:07.883	1:39.004	1:04.354	125.6	3:51.241								
2	1	8:57.253 B	6:29.094	1:33.916	54.243	157.1	12:48.494								
3	1	3:32.524	1:01.352	1:38.977	52.195	169.3	16:21.018								
4	1	3:26.019	57.835	1:35.736	52.448	165.7	19:47.037								
5	2	5:16.623 B	2:55.841	1:31.578	49.204	149.0	25:03.660								
6	2	3:11.104	54.399	1:27.669	49.036	170.4	28:14.764								
7	2	3:08.784	54.051	1:25.580	49.153	180.6	31:23.548								
<b>57</b> Morgan SLR 1965 F 1. John EMBERSON															
1	1	3:26.772	1:03.348	1:31.976	51.448	114.9	3:26.772								
2	1	11:04.830 B	8:47.940	1:28.230	48.660	130.9	14:31.602								
3	1	3:14.061	55.127	1:28.787	50.147	154.0	17:45.663								
4	1	3:12.648	55.379	1:28.178	49.091	157.3	20:58.311								
5	1	3:13.400	54.023	1:30.156	49.221	160.0	24:11.711								
6	1	3:10.827	54.488	1:27.990	48.349	153.3	27:22.538								
7	1	3:11.395	53.790	1:28.205	49.400	148.6	30:33.933								
<b>60</b> Porsche 904 Carrera GTS 1964 F 1. Peter VÖGELE															
1	1	4:04.632	1:18.419	1:36.882	1:09.331	137.6	4:04.632								
2	1	8:53.477 B	6:27.154	1:34.528	51.795	145.8	12:58.109								
3	1	3:16.672	53.461	1:30.820	52.391	163.6	16:14.781								
4	1	3:16.726	54.538	1:31.419	50.769	162.5	19:31.507								
5	1	3:23.875	55.813	1:35.494	52.568	163.8	22:55.382								
6	1	4:24.764 B	1:57.462	1:36.286	51.016	151.2	27:20.146								
7	1	3:18.341	54.702	1:33.414	50.225	154.2	30:38.487								

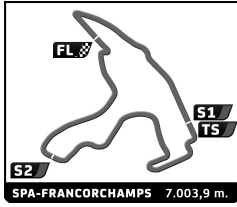


### THE GENTLEMEN CHALLENGE SPA CLASSIC QUALIFYING

#### Sector Analysis

Lap under Red Flag    Invalidated Lap    Personal Best    Session Best    B Crossing the pit lane

Lap	D	Time	Sector 1	Sector 2	Sector 3	T. Spd	Elapsed	Lap	D	Time	Sector 1	Sector 2	Sector 3	T. Spd	Elapsed
<b>62</b> Ferrari 250 GT SWB 1962 1. Kevin JONES F								2 1 8:38.600 <b>B</b> 6:17.965 <b>1:30.160</b> <b>50.475</b> 148.8 13:05.590							
1 1 <b>3:49.512</b> 1:09.491 1:38.358 1:01.663 119.7 3:49.512								3 1 3:49.829 1:18.161 1:38.944 52.724 149.3 16:55.419							
2 1 8:48.098 <b>B</b> 6:30.253 1:29.122 48.723 184.5 12:37.610								4 1 3:24.787 58.121 1:34.957 51.709 151.5 20:20.206							
3 1 3:11.199 51.130 1:31.588 48.481 174.5 15:48.809								5 1 <b>3:22.230</b> 57.446 1:32.565 52.219 157.5 23:42.436							
4 1 3:11.705 51.851 1:31.350 48.504 174.8 19:00.514															
5 1 3:08.791 50.710 1:29.261 48.820 177.2 22:09.305															
6 1 <b>3:07.153</b> <b>50.629</b> <b>1:28.634</b> <b>47.890</b> 175.1 25:16.458															
7 1 4:55.722 <b>B</b> 2:35.448 1:31.015 49.259 176.9 30:12.180															
<b>63</b> Jaguar E-Type 3.8 1961 1. Norbert SCHMITZ-KOEP E2 2. Philipp KOENIG								<b>86</b> Lotus Elite 1960 1. Ivan Denes LESSNER E2 2. Marcel PETER							
1 1 <b>5:24.035</b> 1:54.975 2:09.350 1:19.710 105.4 5:24.035								1 2 <b>4:33.547</b> 1:30.209 1:49.838 1:13.500 124.1 4:33.547							
2 1 8:38.966 <b>B</b> 5:50.232 1:50.266 58.468 110.4 14:03.001								2 2 9:02.559 <b>B</b> 6:19.447 1:44.692 58.420 139.7 13:36.106							
3 1 3:47.361 1:01.263 1:46.086 1:00.012 135.4 17:50.362								3 2 <b>3:41.576</b> <b>1:04.189</b> <b>1:40.570</b> <b>56.817</b> 156.3 17:17.682							
4 1 <del>3:41.676</del> 1:00.876 1:43.418 57.382 146.3 21:32.038								4 1 7:13.598 <b>B</b> 4:06.832 1:59.661 1:07.105 104.5 24:31.280							
5 1 <b>3:40.567</b> <b>1:00.251</b> 1:43.679 56.637 144.6 25:12.605								5 1 4:21.994 1:16.272 1:57.835 1:07.887 119.6 28:53.274							
6 2 5:31.832 <b>B</b> 3:07.450 <b>1:33.354</b> <b>51.028</b> 149.9 30:44.437								6 1 4:22.459 1:15.154 1:58.758 1:08.547 113.5 33:15.733							
<b>68</b> Jaguar XK150 S Coupe 1961 1. Marc GORDON E2								<b>87</b> TVR Grantura Mk III 1965 1. Mark ASHWORTH F 2. Simon ASHWORTH							
1 1 <b>3:53.567</b> 1:11.409 1:37.780 1:04.378 115.8 3:53.567								1 1 <b>3:33.626</b> 1:04.178 1:33.044 56.404 118.9 3:33.626							
2 1 8:53.207 <b>B</b> 6:27.929 1:32.954 52.324 154.4 12:46.774								2 1 9:05.996 <b>B</b> 6:41.603 1:32.959 51.434 146.5 12:39.622							
3 1 <del>3:17.940</del> 54.931 1:32.043 50.966 165.4 16:04.714								3 1 3:17.959 56.598 1:31.342 50.019 155.6 15:57.581							
4 1 3:18.557 55.840 1:31.501 51.216 158.5 19:23.271								4 1 3:19.524 57.332 1:30.816 51.376 154.4 19:17.105							
5 1 3:16.786 55.366 <b>1:30.765</b> 50.655 164.1 22:40.057								5 2 4:38.529 <b>B</b> 2:15.882 1:29.909 52.738 153.5 23:55.634							
6 1 <b>3:16.043</b> <b>54.609</b> 1:30.964 <b>50.470</b> 158.3 25:56.100								6 2 <b>3:12.564</b> <b>55.460</b> 1:27.275 <b>49.829</b> 167.1 27:08.198							
7 1 3:43.496 <b>B</b> 1:03.299 1:36.746 1:03.451 139.1 29:39.596															
<b>73</b> Jaguar E-Type Coupé 3.8 1961 1. Laurent JASPERS E2								<b>88</b> Lister Jaguar Costin 1959 1. John SPIERS E2 2. Nigel GREENSALL							
1 1 <b>4:36.759</b> 1:41.425 1:41.166 1:14.168 136.1 4:36.759								1 1 <b>3:11.860</b> 57.527 1:26.366 47.967 141.0 3:11.860							
2 1 8:42.173 <b>B</b> 6:18.551 1:34.076 49.546 139.1 13:18.932								2 1 8:57.812 <b>B</b> 6:48.897 1:23.511 45.404 168.4 12:09.672							
3 1 3:10.754 53.849 1:28.512 48.393 157.8 16:29.686								3 1 2:59.886 48.198 1:26.636 45.052 187.6 15:09.558							
4 1 3:16.258 52.992 1:33.172 50.094 159.3 19:45.944								4 1 2:56.783 47.963 1:24.003 44.817 202.1 18:06.341							
5 1 3:10.949 53.117 1:29.723 48.109 160.8 22:56.893								5 1 3:05.652 47.557 1:32.359 45.736 185.9 21:11.993							
6 1 3:10.175 53.504 1:28.757 47.914 162.8 26:07.068								6 2 4:40.935 <b>B</b> 2:28.679 1:26.931 45.325 155.9 25:52.928							
7 1 <b>3:07.404</b> <b>52.911</b> <b>1:26.647</b> <b>47.846</b> 162.5 29:14.472								7 2 2:56.090 47.413 1:23.101 45.576 185.9 28:49.018							
								8 2 <b>2:54.216</b> <b>47.367</b> <b>1:22.045</b> <b>44.804</b> 185.6 31:43.234							
<b>77</b> MG B 1964 1. Ahmed SHAHRABANI F 2. Oilly SAMWAYS								<b>94</b> Jaguar E-Type Coupe 3.8 1961 1. Georges VERQUIN E2							
1 1 4:37.802 4:37.802								1 1 <b>4:02.296</b> 1:16.657 1:37.155 1:08.484 127.8 4:02.296							
2 1 8:49.044 13:26.846								2 1 8:55.759 <b>B</b> 6:28.278 1:34.581 52.900 128.4 12:58.055							
3 1 3:23.530 16:50.376								3 1 3:26.910 57.171 1:37.116 52.623 150.6 16:24.965							
4 1 <b>3:18.789</b> 20:09.165								4 1 3:23.839 56.442 1:35.772 <b>51.625</b> 168.4 19:48.804							
5 1 3:21.351 23:30.516								5 1 3:22.564 56.729 1:33.214 52.621 156.1 23:11.368							
6 1 5:41.639 29:12.155								6 1 3:24.341 <b>55.707</b> 1:36.621 52.013 144.4 26:35.709							
7 1 <del>3:36.992</del> 32:49.147								7 1 <b>3:21.117</b> 56.629 <b>1:31.682</b> 52.806 171.0 29:56.826							
								8 1 3:25.260 56.301 1:36.153 52.806 169.8 33:22.086							
<b>83</b> Lotus XI 1500 1956 1. Benjamin ENGRAND E1								<b>110</b> Porsche 904/6 Carrera GTS 1964 1. Dr Afschin FATEMI F							
1 1 <b>4:26.990</b> 1:34.218 1:41.545 1:11.227 137.4 4:26.990								1 1 <b>4:35.782</b> 1:40.690 1:41.135 1:13.957 137.2 4:35.782							
								2 1 8:46.685 <b>B</b> 6:19.124 1:38.105 49.456 163.8 13:22.467							
								3 1 3:24.106 1:02.337 1:32.559 49.210 163.1 16:46.573							
								4 1 <b>3:04.449</b> 50.777 <b>1:26.452</b> <b>47.220</b> 191.1 19:51.022							
								5 1 3:08.259 52.788 1:28.160 47.311 193.6 22:59.281							
								6 1 3:05.380 <b>50.732</b> 1:27.204 47.444 192.9 26:04.661							



## THE GENTLEMEN CHALLENGE SPA CLASSIC QUALIFYING

### Sector Analysis

Lap under Red Flag    Invalidated Lap    Personal Best    Session Best    B Crossing the pit lane

Lap	D	Time	Sector 1	Sector 2	Sector 3	T. Spd	Elapsed	Lap	D	Time	Sector 1	Sector 2	Sector 3	T. Spd	Elapsed
<b>124</b>	Jaguar XK120 Roadster 1951 1. Stephen WARD							E1							
1	1	4:26.033	1:27.299	1:47.530	1:11.204	94.9	4:26.033								
2	1	9:02.669 B	6:19.785	1:45.458	57.426	116.3	13:28.702								
3	1	3:42.116	1:02.355	1:43.295	56.466	134.0	17:10.818								
4	1	3:38.655	1:00.607	1:41.379	56.669	138.2	20:49.473								
5	1	3:34.106	59.106	1:39.697	55.303	133.5	24:23.579								
6	1	3:31.342	58.743	1:38.201	54.398	140.8	27:54.921								
7	1	3:33.634	58.102	1:39.514	56.018	136.1	31:28.555								
<b>188</b>	Ferrari 275 GTB 1965 1. Andreas ROLNER 2. Lars ROLNER							F							
1	1	6:00.043	2:16.041	2:18.080	1:25.922	78.8	6:00.043								
2	1	8:23.248 B	5:40.790	1:46.906	55.552	73.8	14:23.291								
3	1	2:58.247	47.781	1:25.179	45.287	189.3	17:21.538								
4	1	2:58.296	48.566	1:24.396	45.334	174.8	20:19.834								
5	1	3:04.571	48.537	1:27.531	48.503	173.3	23:24.405								
6	2	5:19.118 B	3:02.379	1:29.008	47.731	160.3	28:43.523								
7	2	3:00.576	51.378	1:23.045	46.153	190.0	31:44.099								
<b>194</b>	Porsche 904/6 Carrera GTS 1964 1. Catesby JONES							F							
1	1	4:07.490	1:28.232	1:28.577	1:10.681	164.1	4:07.490								
2	1	11:00.388 B	8:45.074	1:26.510	48.804	178.7	15:07.878								
3	1	2:59.316	50.020	1:24.132	45.164	190.7	18:07.194								
4	1	2:58.622	48.560	1:23.722	46.340	199.7	21:05.816								
5	1	3:00.439	49.393	1:22.828	48.218	196.2	24:06.255								
6	1	3:00.576	51.492	1:23.471	45.613	185.2	27:06.831								
7	1	2:57.717	49.987	1:22.335	45.395	182.6	30:04.548								
<b>650</b>	Austin-Healey 3000 Mk II 1965 1. Alexander KOLB							F							
1	1	3:24.532	1:02.372	1:31.251	50.909	131.8	3:24.532								
2	1	8:58.536 B	6:46.657	1:24.994	46.885	163.8	12:23.068								
3	1	3:04.516	51.413	1:25.755	47.348	186.6	15:27.584								
4	1	3:02.871	51.801	1:24.655	46.415	189.0	18:30.455								
5	1	3:03.554	51.840	1:24.958	46.756	186.6	21:34.009								
6	1	3:03.521	51.970	1:24.444	47.107	182.2	24:37.530								
7	1	3:08.290	52.483	1:27.064	48.743	190.4	27:45.820								
8	1	3:45.676	1:03.204	1:38.983	1:03.489	136.9	31:31.496								