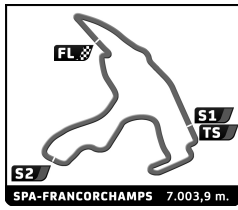


THE GENTLEMEN CHALLENGE SPA CLASSIC PRIVATE PRACTICE

Sector Analysis

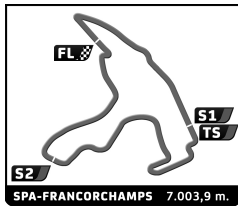
Lap under Red Flag							Invalidated Lap		Personal Best		Session Best		B Crossing the pit lane		
Lap	D	Time	Sector 1	Sector 2	Sector 3	T. Spd	Elapsed	Lap	D	Time	Sector 1	Sector 2	Sector 3	T. Spd	Elapsed
2	Aston Martin DB2/4 Bertone Competition Spider 1953 1. Heinz STAMM							E1							
1	1	4:19.709	1:32.313	1:46.050	1:01.346	129.4	4:19.709								
2	1	3:35.828	1:01.577	1:39.070	55.181	132.1	7:55.537								
3	1	3:34.483	1:01.860	1:35.593	57.030	138.7	11:30.020								
4	1	6:21.939 B	3:47.539	1:38.903	55.497	141.4	17:51.959								
5	1	4:33.362	1:39.253	2:00.527	53.582	74.0	22:25.321								
6	1	3:26.854	59.307	1:33.728	53.819	145.8	25:52.175								
7	1	3:28.183	58.115	1:35.061	55.007	156.1	29:20.358								
8	1	3:27.239	59.824	1:34.004	53.411	157.1	32:47.597								
5	Ferrari 250 GT SWB 1961 1. Alexis de BEAUMONT							E2							
1	1	4:20.603	1:43.455	1:39.339	57.809	135.4	4:20.603								
2	1	6:31.493 B	4:05.396	1:35.398	50.699	143.4	10:52.096								
3	1	3:15.654	54.088	1:32.025	49.541	166.8	14:07.750								
4	1	3:12.980	53.299	1:30.003	49.678	157.8	17:20.730								
5	1	6:23.732 B	4:02.666	1:32.036	49.030	144.6	23:44.462								
6	1	3:11.584	52.140	1:29.858	49.586	172.7	26:56.046								
7	1	3:11.008	52.543	1:29.228	49.237	160.0	30:07.054								
7	Jaguar XK140 Coupe 1956 1. Alain de GLEN 2. Damien CITEAU							E2							
1	1	4:20.114	1:17.471	1:56.231	1:06.412	121.6	4:20.114								
2	1	4:06.674	1:13.837	1:51.521	1:01.316	109.9	8:26.788								
3	1	3:58.084	1:06.697	1:48.950	1:02.437	119.2	12:24.872								
4	2	7:27.616 B	4:02.278	2:10.167	1:15.171	99.5	19:52.488								
5	2	4:36.901	1:30.911	2:00.482	1:05.508	97.6	24:29.389								
6	2	4:33.030	1:15.722	2:01.207	1:16.101	110.6	29:02.419								
10	Alfa Romeo Giulietta SZ Coda Tronca 1965 1. Roberto TURRIZIANI							F							
1	1	3:39.055	1:02.675	1:40.651	55.729	120.3	3:39.055								
2	1	3:28.317	59.562	1:35.421	53.334	148.6	7:07.372								
3	1	3:21.949	58.759	1:31.330	51.860	139.3	10:29.321								
4	1	5:51.458 B	3:24.081	1:33.114	54.263	145.0	16:20.779								
5	1	4:44.260	1:06.370	2:08.964	1:28.926	127.2	21:05.039								
6	1	3:34.711	1:03.491	1:37.171	54.049	147.5	24:39.750								
7	1	3:23.184	1:00.247	1:31.359	51.578	140.4	28:02.934								
8	1	3:21.769	58.649	1:30.201	52.919	152.6	31:24.703								
16	Lotus 15 1960 1. Serge KRIKNOFF							E2							
1	1	4:26.674	2:01.189	1:33.595	51.890	98.1	4:26.674								
2	1	3:06.875	54.716	1:25.110	47.049	159.5	7:33.549								
3	1	3:03.622	52.823	1:23.296	47.503	173.3	10:37.171								
4	1	3:06.670	51.440	1:23.943	51.287	177.8	13:43.841								
5	1	7:42.596 B	4:17.168	2:00.539	1:24.889	87.1	21:26.437								
6	1	3:03.363	51.977	1:24.121	47.265	179.1	24:29.800								
7	1	2:57.644	50.707	1:21.142	45.795	182.9	27:27.444								
8	1	3:03.120	50.548	1:22.959	49.613	184.2	30:30.564								
17	Lister Knobbly Chevrolet 1958 1. Luc-Pierre VERQUIN							E2							
1	1	3:17.973	1:00.076	1:28.465	49.432	161.3	3:17.973								
2	1	3:05.079	54.406	1:23.014	47.659	187.6	6:23.052								
3	1	3:01.853	48.677	1:25.973	47.203	186.9	9:24.905								
4	1	2:59.827	49.125	1:23.688	47.014	178.1	12:24.732								
5	1	2:59.738	49.659	1:23.335	46.744	169.6	15:24.470								
6	1	3:43.532	51.120	1:28.375	1:24.037	170.4	19:08.002								
7	1	3:55.362	1:39.877	1:29.677	45.808	78.6	23:03.364								
8	1	3:00.702	50.658	1:23.714	46.330	181.0	26:04.066								
9	1	3:01.710	49.883	1:25.985	45.842	167.6	29:05.776								
10	1	3:11.797	51.116	1:31.785	48.896	168.4	32:17.573								
22	Lotus XI 1500 1956 1. Jean-Pascal CUEREL							E1							
1	1	3:49.045	1:18.850	1:36.701	53.494	122.9	3:49.045								
2	1	3:15.398	55.148	1:28.863	51.387	156.6	7:04.443								
3	1	3:13.614	53.477	1:28.211	51.926	163.1	10:18.057								
4	1	9:22.656 B	6:16.475	1:40.036	1:26.145	140.4	19:40.713								
5	1	3:55.318	1:36.295	1:28.029	50.994	151.7	23:36.031								
6	1	3:13.531	54.623	1:28.121	50.787	159.3	26:49.562								
7	1	3:10.651	53.264	1:27.499	49.888	177.2	30:00.213								
23	René Bonnet Djet CRB1 1962 1. Eric BOUFFARD							F							
1	1	4:59.889	1:54.534	1:57.923	1:07.432	121.9	4:59.889								
2	1	4:35.042	1:13.974	1:52.053	1:29.015	132.4	9:34.931								
3	1	4:26.634	1:26.514	1:55.137	1:04.983	132.3	14:01.565								
4	1	4:10.482	1:11.409	1:50.188	1:08.885	134.2	18:12.047								
5	1	4:37.549	1:30.917	2:02.269	1:04.363	87.0	22:49.596								
6	1	4:08.377	1:13.934	1:50.141	1:04.302	135.6	26:57.973								
7	1	4:06.255	1:12.857	1:48.309	1:05.089	137.1	31:04.228								
26	Lister Jaguar Knobbly 1960 1. Jacques SANDOZ							E2							
1	1	4:22.273	1:29.709	1:47.734	1:04.830	124.1	4:22.273								
2	1	3:34.025	1:02.312	1:36.630	55.083	129.1	7:56.298								
3	1	4:19.945 B	1:46.966	1:37.632	55.347	133.8	12:16.243								
4	1	3:25.584	55.727	1:34.491	55.366	135.8	15:41.827								
5	1	4:00.443	57.281	1:41.626	1:21.536	122.7	19:42.270								
6	1	3:57.826	1:35.417	1:31.034	51.375	148.8	23:40.096								
7	1	3:23.216	53.801	1:34.170	55.245	144.8	27:03.312								
8	1	3:16.048	54.800	1:30.215	51.033	147.3	30:19.360								
28	Lola Mk.1 1960 1. Patrick GIROULLE 2. Philippe GIROULLE							E2							
1	1	4:23.153	1:28.325	1:48.005	1:06.823	119.4	4:23.153								
2	1	3:38.983	1:02.412	1:40.134	56.437	137.2	8:02.136								
3	1	3:28.021	58.157	1:35.510	54.354	144.6	11:30.157								
4	1	4:18.956	1:11.448	1:52.924	1:14.584	108.2	15:49.113								
5	1	11:16.416 B	8:39.406	1:38.879	58.131	123.3	27:05.529								
6	1	3:30.209	59.056	1:37.256	53.897	148.0	30:35.738								



THE GENTLEMEN CHALLENGE SPA CLASSIC PRIVATE PRACTICE

Sector Analysis

Lap under Red Flag							Invalidated Lap		Personal Best		Session Best		B Crossing the pit lane		
Lap	D	Time	Sector 1	Sector 2	Sector 3	T. Spd	Elapsed	Lap	D	Time	Sector 1	Sector 2	Sector 3	T. Spd	Elapsed
30	Porsche 356 (B) S 75 Hardtop-Coupé T 5 1961 1. Marc JULLY							E2							
1	1	4:26.543	1:47.407	1:40.983	58.153	119.4	4:26.543								
2	1	3:30.521	1:01.836	1:34.137	54.548	145.6	7:57.064								
3	1	3:30.394	1:01.182	1:35.122	54.090	143.2	11:27.458								
4	1	3:24.005	1:00.005	1:31.558	52.442	140.6	14:51.463								
5	1	3:53.236	1:01.166	1:31.397	1:20.673	156.1	18:44.699								
6	1	4:15.434	1:41.845	1:41.360	52.229	78.3	23:00.133								
7	1	3:28.092	1:02.085	1:32.495	53.512	145.8	26:28.225								
8	1	3:24.749	59.428	1:32.817	52.504	151.7	29:52.974								
9	1	3:24.700	1:00.220	1:32.223	52.257	142.0	33:17.674								
37	Lister Jaguar Costin 1958 1. Abraham BONTRUP							E2							
1	1	3:33.025	1:09.014	1:33.156	50.855	126.4	3:33.025								
2	1	3:04.738	51.634	1:26.098	47.006	148.2	6:37.763								
3	1	3:00.960	49.900	1:24.412	46.648	173.0	9:38.723								
4	1	3:20.152 B	50.163	1:25.020	1:04.969	175.4	12:58.875								
39	Lotus XI 1500 1956 1. Charles BOURDIN 2. Hubert BOURDIN							E1							
1	1	4:14.840	1:27.302	1:47.908	59.630	109.1	4:14.840								
2	1	3:32.183	1:05.659	1:35.850	50.674	123.8	7:47.023								
3	1	3:13.707	55.048	1:28.265	50.394	157.3	11:00.730								
4	1	3:07.872	53.688	1:25.530	48.654	176.9	14:08.602								
5	2	8:06.167 B	5:16.148	1:59.464	50.555	80.4	22:14.769								
6	2	3:13.676	57.198	1:26.539	49.939	170.4	25:28.445								
7	2	3:11.350	56.163	1:26.018	49.169	175.1	28:39.795								
8	2	3:14.114	57.045	1:26.997	50.072	169.3	31:53.909								
40	Lotus Elite S2 1961 1. Markus BISCHOFBERGER 2. Ciro CARAVA							E2							
1	2	4:25.898	1:45.210	1:42.621	58.067	121.9	4:25.898								
2	2	3:38.813	1:01.158	1:35.582	1:02.073	155.9	8:04.711								
3	2	3:23.868	58.920	1:31.581	53.367	169.8	11:28.579								
4	2	3:21.889	58.455	1:30.470	52.964	169.8	14:50.468								
5	2	10:26.601 B	7:46.728	1:40.777	59.096	124.7	25:17.069								
6	2	3:24.989	59.151	1:31.501	54.337	167.6	28:42.058								
7	2	3:22.514	57.893	1:31.107	53.514	169.8	32:04.572								
43	Frazer Nash Le Mans Replica 1953 1. Josh WARD 2. Thomas WARD							E1							
1	1	3:49.329	1:07.329	1:42.809	59.191	137.4	3:49.329								
2	1	3:38.789	1:01.159	1:36.795	1:00.835	146.1	7:28.118								
3	1	3:32.660	1:00.622	1:37.585	54.453	134.3	11:00.778								
4	1	3:36.978	1:02.070	1:36.625	58.283	141.0	14:37.756								
5	2	6:59.308 B	4:18.665	1:42.482	58.161	103.8	21:37.064								
6	2	3:29.640	1:01.600	1:33.829	54.211	146.9	25:06.704								
7	2	3:27.616	1:00.104	1:33.872	53.640	152.6	28:34.320								
8	2	3:24.911	1:00.308	1:32.821	51.782	145.8	31:59.231								
44	Allard J2 1951 1. Michel GROSFFILLIER							E1							
1	1	4:24.489	1:52.992	1:39.021	52.476	117.8	4:24.489								
2	1	3:20.112	57.335	1:31.545	51.232	145.0	7:44.601								
3	1	3:17.560	56.009	1:30.345	51.206	162.3	11:02.161								
4	1	4:40.040 B	2:19.759	1:29.273	51.008	151.5	15:42.201								
5	1	3:59.465	58.139	1:37.867	1:23.459	153.3	19:41.666								
6	1	3:59.232	1:37.466	1:30.351	51.415	138.7	23:40.898								
7	1	3:20.270	56.311	1:31.261	52.698	153.1	27:01.168								
8	1	3:16.695	56.387	1:29.259	51.049	149.3	30:17.863								
46	Bizzarrini 5300 GT 1965 1. Volker HICHERT 2. Björn EBSEN							F							
1	2	3:34.260	58.316	1:41.331	54.613	114.9	3:34.260								
2	2	5:35.457 B	3:20.615	1:25.938	48.904	158.3	9:09.717								
53	TVR Grantura Mk III 1965 1. Guy GRANT 2. Mark HALES							F							
1	1	3:31.244	57.192	1:40.706	53.346	126.2	3:31.244								
2	1	3:23.661	58.314	1:33.169	52.178	161.0	6:54.905								
3	1	3:24.816	58.372	1:32.652	53.792	151.7	10:19.721								
4	1	3:24.793	58.459	1:34.210	52.124	159.0	13:44.514								
5	1	3:24.165	58.045	1:31.203	54.917	169.3	17:08.679								
6	2	6:14.352 B	3:51.008	1:33.291	50.053	92.4	23:23.031								
7	2	3:11.809	55.807	1:25.996	50.006	168.4	26:34.840								
8	2	3:09.526	54.159	1:26.338	49.029	180.3	29:44.366								
9	2	3:07.367	54.416	1:24.447	48.504	178.4	32:51.733								
57	Morgan SLR 1965 1. John EMBERSON							F							
1	1	3:28.075	1:01.717	1:35.789	50.569	144.4	3:28.075								
2	1	3:11.017	55.524	1:26.771	48.722	159.0	6:39.092								
3	1	3:09.118	54.163	1:26.168	48.787	169.6	9:48.210								
4	1	3:11.270	54.491	1:27.197	49.582	180.3	12:59.480								
5	1	3:48.643 B	1:32.583	1:26.361	49.699	164.6	16:48.123								
6	1	6:15.340 B	3:50.840	1:33.494	51.006	77.9	23:03.463								
7	1	3:13.039	56.717	1:26.594	49.728	163.8	26:16.502								
8	1	3:10.797	53.659	1:25.647	51.491	167.9	29:27.299								
9	1	3:08.789	53.937	1:26.448	48.404	167.6	32:36.088								
60	Porsche 904 Carrera GTS 1964 1. Peter VÖGELE							F							
1	1	3:35.818	1:11.724	1:33.156	50.938	138.7	3:35.818								
2	1	3:13.765	55.339	1:29.127	49.299	169.3	6:49.583								
3	1	3:12.199	54.251	1:28.015	49.933	161.8	10:01.782								
4	1	4:36.442 B	2:14.197	1:30.038	52.207	149.7	14:38.224								
5	1	3:20.545	55.024	1:29.377	56.144	164.6	17:58.769								
6	1	4:26.590	1:40.091	1:55.478	51.021	84.5	22:25.359								
7	1	3:11.814	54.579	1:28.165	49.070	169.8	25:37.173								
8	1	3:14.204	54.372	1:29.691	50.141	158.0	28:51.377								
9	1	3:13.617	54.276	1:27.274	52.067	177.2	32:04.994								

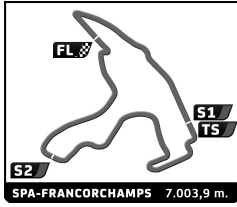


THE GENTLEMEN CHALLENGE SPA CLASSIC PRIVATE PRACTICE

Sector Analysis

Lap under Red Flag Invalidated Lap Personal Best Session Best Crossing the pit lane

Lap	D	Time	Sector 1	Sector 2	Sector 3	T. Spd	Elapsed	Lap	D	Time	Sector 1	Sector 2	Sector 3	T. Spd	Elapsed	
62	Ferrari 250 GT SWB 1962 1. Kevin JONES							F								
1	1	3:58.575	1:26.067	1:36.240	56.268	155.4	3:58.575									
2	1	3:23.657	56.684	1:34.716	52.257	150.4	7:22.232									
3	1	3:18.475	53.179	1:32.813	52.483	172.4	10:40.707									
4	1	5:31.182 B	3:06.648	1:33.492	51.042	150.1	16:11.889									
5	1	4:23.536	59.112	1:44.622	1:39.802	166.2	20:35.425									
6	1	4:23.334 B	1:59.077	1:32.963	51.294	171.0	24:58.759									
7	1	3:10.239	51.865	1:29.665	48.709	168.7	28:08.998									
8	1	3:10.340	51.146	1:28.875	50.319	184.9	31:19.338									
63	Jaguar E-Type 3.8 1961 1. Norbert SCHMITZ-KOEP 2. Philipp KOENIG							E2								
1	1	4:16.750	1:48.741	1:34.159	53.850	128.1	4:16.750									
2	1	3:14.687	55.084	1:28.758	50.845	159.7	7:31.437									
3	1	3:19.800	56.390	1:32.952	50.458	145.2	10:51.237									
4	2	7:55.500 B	4:55.944	1:38.793	1:20.763	117.9	18:46.737									
5	2	4:16.152	1:41.087	1:41.862	53.203	76.1	23:02.889									
6	2	3:24.764	58.404	1:34.248	52.112	144.6	26:27.653									
7	2	3:21.714	56.810	1:33.617	51.287	153.1	29:49.367									
8	2	3:17.969	55.598	1:31.152	51.219	159.0	33:07.336									
68	Jaguar XK150 S Coupe 1961 1. Marc GORDON							E2								
1	1	3:55.824	1:22.562	1:37.834	55.428	133.1	3:55.824									
2	1	3:32.433	1:00.908	1:35.719	55.806	136.3	7:28.257									
3	1	3:25.750	58.481	1:35.287	51.982	132.3	10:54.007									
4	1	3:22.102	55.727	1:32.919	53.456	140.6	14:16.109									
5	1	3:22.468	56.977	1:33.584	51.907	144.2	17:38.577									
6	1	3:52.556	1:15.190	1:41.143	56.223	122.7	21:31.133									
7	1	3:21.542	56.993	1:32.896	51.653	149.3	24:52.675									
8	1	3:19.891	56.095	1:32.632	51.164	143.4	28:12.566									
9	1	3:29.568	57.646	1:32.282	59.640	145.8	31:42.134									
73	Jaguar E-Type Coupé 3.8 1961 1. Laurent JASPERS							E2								
1	1	3:18.641	55.039	1:31.871	51.731	132.1	3:18.641									
2	1	3:09.027	54.484	1:26.182	48.371	171.0	6:27.678									
3	1	3:07.739	53.392	1:25.763	48.584	173.6	9:35.417									
4	1	3:29.331 B	54.491	1:32.178	1:02.662	154.9	13:04.748									
5	1	8:22.409	5:11.227	1:46.832	1:24.350	98.0	21:27.157									
6	1	4:48.305 B	2:32.476	1:26.758	49.071	159.5	26:15.462									
7	1	3:06.533	52.791	1:25.513	48.229	171.8	29:21.995									
8	1	3:14.704	53.631	1:29.805	51.268	164.6	32:36.699									
83	Lotus XI 1500 1956 1. Benjamin ENGRAND							E1								
1	1	11:04.251	8:26.965	1:41.332	55.954	116.6	11:04.251									
2	1	3:30.645	58.085	1:35.814	56.746	164.4	14:34.896									
3	1	3:38.455	1:00.639	1:34.426	1:03.390	153.3	18:13.351									
4	1	6:20.643 B	3:59.289	1:31.047	50.307	149.0	24:33.994									
5	1	3:14.706	55.816	1:27.079	51.811	180.6	27:48.700									
86	Lotus Elite 1960 1. Ivan Denes LESSNER 2. Marcel PETER							E2								
1	2	4:37.515	1:52.305	1:43.543	1:01.667	116.3	4:37.515									
2	2	3:44.673	1:05.711	1:40.537	58.425	154.0	8:22.188									
3	2	3:38.729	1:02.606	1:38.547	57.576	142.0	12:00.917									
4	1	8:32.363 B	4:32.976	2:18.727	1:40.660	65.9	20:33.280									
5	1	4:41.737	1:31.071	2:00.255	1:10.411	102.0	25:15.017									
6	1	4:19.887	1:14.342	1:56.623	1:08.922	113.7	29:34.904									
7	1	4:29.964	1:16.489	2:00.535	1:12.940	113.6	34:04.868									
87	TVR Grantura Mk III 1965 1. Mark ASHWORTH 2. Simon ASHWORTH							F								
1	1	3:32.293	57.964	1:40.447	53.882	111.6	3:32.293									
2	1	3:23.084	58.472	1:32.296	52.316	161.8	6:55.377									
3	1	3:23.739	59.206	1:32.006	52.527	153.5	10:19.116									
4	1	3:21.725	57.910	1:32.118	51.697	157.1	13:40.841									
5	1	3:19.073	57.639	1:29.526	51.908	156.1	16:59.914									
6	1	5:32.133 B	2:46.992	1:53.005	52.136	87.5	22:32.047									
7	1	3:20.323	58.792	1:28.799	52.732	146.1	25:52.370									
8	1	3:22.265	58.224	1:30.658	53.383	149.9	29:14.635									
88	Lister Jaguar Costin 1959 1. John SPIERS 2. Nigel GREENSALL							E2								
1	1	3:10.304	52.738	1:30.528	47.038	125.6	3:10.304									
2	1	2:56.195	48.437	1:22.325	45.433	189.7	6:06.499									
3	1	2:57.474	48.207	1:22.563	46.704	182.6	9:03.973									
4	1	2:57.921	48.151	1:23.997	45.773	187.9	12:01.894									
5	1	2:55.569	48.615	1:22.261	44.693	190.7	14:57.463									
6	1	3:02.413	47.590	1:22.353	52.470	192.2	17:59.876									
7	2	5:20.464 B	3:04.614	1:24.489	51.361	94.5	23:20.340									
8	2	2:56.026	47.395	1:23.045	45.586	186.2	26:16.366									
94	Jaguar E-Type Coupe 3.8 1961 1. Georges VERQUIN							E2								
1	1	3:56.885	1:22.515	1:38.855	55.515	120.0	3:56.885									
2	1	3:28.875	58.785	1:36.013	54.077	131.1	7:25.760									
3	1	3:23.404	57.740	1:32.269	53.395	154.9	10:49.164									
4	1	3:27.008	58.883	1:33.263	54.862	154.7	14:16.172									
5	1	3:24.395	55.991	1:35.254	53.150	133.1	17:40.567									
6	1	5:32.403 B	3:00.028	1:37.990	54.385	81.0	23:12.970									
7	1	3:24.122	56.996	1:33.188	53.938	142.8	26:37.092									
8	1	3:22.926	56.259	1:32.689	53.978	171.5	30:00.018									
110	Porsche 904/6 Carrera GTS 1964 1. Dr Afschin FATEMI							F								
1	1	4:30.262	1:51.589	1:42.055	56.618	115.4	4:30.262									
2	1	3:31.020	1:04.475	1:33.330	53.215	136.5	8:01.282									
3	1	3:21.311 B	54.507	1:26.656	1:00.148	171.0	11:22.593									
115	Lotus 15 1958 1. Eric MESTDAGH							E2								
1	1	3:51.360	1:01.382	1:44.151	1:05.827	106.7	3:51.360									



THE GENTLEMEN CHALLENGE SPA CLASSIC PRIVATE PRACTICE

Sector Analysis

														Lap under Red Flag	Invalidated Lap	Personal Best	Session Best	B Crossing the pit lane
Lap	D	Time	Sector 1	Sector 2	Sector 3	T. Spd	Elapsed	Lap	D	Time	Sector 1	Sector 2	Sector 3	T. Spd	Elapsed			
2	1	5:28.078 B	2:49.906	1:36.157	1:02.015	129.7	9:19.438											
3	1	11:45.764 B	8:09.098	2:08.871	1:27.795	139.3	21:05.202											
4	1	3:15.316	57.061	1:27.043	51.212	153.1	24:20.518											
124 Jaguar XK120 Roadster 1951																		
1. Stephen WARD E1																		
1	1	3:47.026	1:05.956	1:43.749	57.321	125.1	3:47.026											
2	1	3:43.778	1:02.655	1:42.019	59.104	142.4	7:30.804											
3	1	3:36.055	1:00.008	1:39.633	56.414	134.0	11:06.859											
4	1	3:33.725	1:00.321	1:37.147	56.257	140.8	14:40.584											
5	1	3:46.512	1:00.624	1:38.897	1:06.991	136.7	18:27.096											
6	1	4:19.199	1:26.008	1:55.816	57.375	90.9	22:46.295											
7	1	3:35.129	1:00.592	1:39.007	55.530	134.5	26:21.424											
8	1	3:35.323	59.155	1:40.643	55.525	140.4	29:56.747											
9	1	3:36.511	1:01.808	1:39.340	55.363	138.7	33:33.258											
188 Ferrari 275 GTB 1965																		
1. Andreas ROLNER F																		
2. Lars ROLNER																		
1	1	4:21.661	1:56.758	1:33.802	51.101	139.7	4:21.661											
2	1	3:08.763	56.123	1:24.735	47.905	165.7	7:30.424											
3	1	2:59.232	49.961	1:24.388	44.883	182.9	10:29.656											
4	1	3:02.503	48.089	1:29.455	44.959	171.3	13:32.159											
5	1	2:54.022	48.569	1:20.461	44.992	184.9	16:26.181											
6	2	6:26.076 B	3:54.034	1:44.504	47.538	62.9	22:52.257											
7	2	3:06.179	53.451	1:24.779	47.949	180.3	25:58.436											
8	2	3:01.122	50.538	1:23.876	46.708	182.6	28:59.558											
9	2	3:03.257	50.665	1:24.064	48.528	175.4	32:02.815											
194 Porsche 904/6 Carrera GTS 1964																		
1. Catesby JONES F																		
1	1	3:56.922	1:32.068	1:33.350	51.504	153.5	3:56.922											
2	1	3:06.413	53.139	1:25.139	48.135	175.4	7:03.335											
3	1	3:01.404	51.276	1:23.353	46.775	174.2	10:04.739											
4	1	3:03.815	51.333	1:24.974	47.508	176.6	13:08.554											
5	1	3:04.826	52.056	1:24.466	48.304	173.9	16:13.380											
6	1	8:18.407 B	5:59.565	1:27.575	51.267	156.8	24:31.787											
650 Austin-Healey 3000 Mk II 1965																		
1. Alexander KOLB F																		
1	1	3:13.943	51.242	1:31.239	51.462	131.6	3:13.943											
2	1	3:08.389	54.933	1:25.447	48.009	160.3	6:22.332											
3	1	3:06.968	52.652	1:25.609	48.707	185.2	9:29.300											
4	1	3:20.933 B	53.084	1:26.282	1:01.567	168.7	12:50.233											
5	1	8:37.713	5:28.441	1:44.891	1:24.381	97.9	21:27.946											
6	1	3:12.250	54.204	1:25.587	52.459	178.7	24:40.196											
7	1	4:27.043 B	2:13.355	1:26.019	47.669	165.4	29:07.239											
8	1	3:03.544	52.569	1:24.238	46.737	174.8	32:10.783											