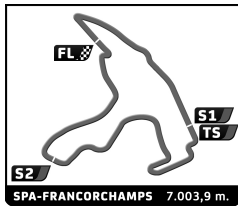


SIXTIES' ENDURANCE SPA CLASSIC RACE

Sector Analysis

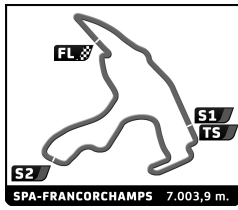
Lap under Red Flag											Invalidated Lap	Personal Best	Session Best	B Crossing the pit lane									
Lap	D	Time	Sector 1	Sector 2	Sector 3	T. Spd	Elapsed	Lap	D	Time	Sector 1	Sector 2	Sector 3	T. Spd	Elapsed								
11	1	2:51.110	47.672	1:19.324	44.114	178.4	33:53.012	22	2	2:51.049	48.328	1:18.839	43.882	196.6	1:15:27.155								
12	1	2:54.222	48.147	1:20.279	45.796	182.2	36:47.234	23	2	2:52.478	47.650	1:20.997	43.831	194.7	1:18:19.633								
13	1	2:53.126	47.996	1:20.776	44.354	172.4	39:40.360	24	2	2:51.587	47.551	1:19.928	44.108	201.3	1:21:11.220								
14	1	2:52.094	48.195	1:19.377	44.522	172.1	42:32.454	25	2	2:50.829	47.519	1:18.901	44.409	191.1	1:24:02.049								
15	1	2:52.365	47.835	1:20.001	44.529	170.1	45:24.819	26	2	2:49.729	47.462	1:18.918	43.349	194.7	1:26:51.778								
16	1	2:52.155	47.947	1:19.554	44.654	176.6	48:16.974	27	2	2:49.359	47.061	1:18.960	43.338	199.3	1:29:41.137								
17	1	2:52.085	47.599	1:19.472	45.014	174.8	51:09.059	28	2	2:49.237	47.133	1:19.197	42.907	185.6	1:32:30.374								
18	1	2:51.933	47.823	1:19.557	44.553	173.6	54:00.992	29	2	2:49.277	47.033	1:18.921	43.323	189.0	1:35:19.651								
19	1	2:52.128	48.071	1:19.583	44.474	176.0	56:53.120	30	2	2:49.367	47.015	1:19.128	43.224	198.9	1:38:09.018								
20	1	3:47.563 B	47.450	1:22.450	1:37.663	181.6	1:00:40.683	31	2	2:50.527	47.303	1:18.704	44.520	196.2	1:40:59.545								
21	1	9:40.552	7:36.271	1:19.650	44.631	161.3	1:10:21.235	32	2	2:51.066	47.345	1:20.558	43.163	182.6	1:43:50.611								
22	1	2:55.177	49.113	1:21.206	44.858	158.5	1:13:16.412	33	2	2:50.436	47.660	1:19.095	43.681	198.1	1:46:41.047								
23	1	2:52.976	47.875	1:20.272	44.829	176.9	1:16:09.388	34	2	2:48.452	46.765	1:17.884	43.803	201.3	1:49:29.499								
24	1	2:53.323	47.689	1:20.847	44.787	180.6	1:19:02.711	35	2	2:48.339	46.623	1:18.213	43.503	198.1	1:52:17.838								
25	1	2:52.227	47.742	1:20.023	44.462	176.9	1:21:54.938	36	2	2:48.718	47.094	1:18.390	43.234	198.9	1:55:06.556								
26	1	2:51.768	47.853	1:19.998	43.917	171.5	1:24:46.706	37	2	2:48.334	46.857	1:18.353	43.124	202.9	1:57:54.890								
27	1	2:52.772	48.021	1:20.095	44.656	174.5	1:27:39.478	38	2	2:48.660	46.902	1:18.280	43.478	200.9	2:00:43.550								
28	1	2:52.234	47.524	1:20.367	44.343	177.2	1:30:31.712	39	2	2:50.337	46.943	1:18.480	44.914	198.9	2:03:33.887								
29	1	2:50.555	47.780	1:18.989	43.786	176.3	1:33:22.267	<div style="border: 1px solid black; padding: 5px;"> 8 Jaguar E-Type 3.8 1965 1.Xavier GALANT GT4 </div>							1	1	3:25.760	1:06.222	1:29.200	50.338	154.9	3:25.760	
30	1	2:50.448	47.369	1:19.674	43.405	178.1	1:36:12.715								2	1	3:10.773	53.257	1:28.516	49.000	155.6	6:36.533	
31	1	2:50.531	47.074	1:19.381	44.076	180.3	1:39:03.246	3	1	3:14.676	54.080	1:30.045	50.551	145.8	9:51.209								
32	1	2:51.403	47.657	1:19.764	43.982	165.7	1:41:54.649	4	1	4:27.097	1:12.987	1:35.130	1:38.980	79.6	14:18.306								
33	1	2:52.055	47.734	1:19.691	44.630	174.2	1:44:46.704	5	1	3:55.442	1:27.112	1:40.238	48.092	83.3	18:13.748								
34	1	2:53.051	47.494	1:21.377	44.180	169.3	1:47:39.755	6	1	3:08.105	52.635	1:26.840	48.630	155.9	21:21.853								
35	1	2:50.485	47.542	1:19.366	43.577	176.3	1:50:30.240	7	1	3:08.660	52.655	1:28.337	47.668	162.3	24:30.513								
36	1	2:52.420	48.841	1:19.417	44.162	175.7	1:53:22.660	8	1	3:06.501	51.965	1:26.700	47.836	169.6	27:37.014								
37	1	2:53.169	48.895	1:19.551	44.723	163.3	1:56:15.829	9	1	3:06.589	51.296	1:26.921	48.372	166.5	30:43.603								
38	1	2:51.652	47.623	1:19.297	44.732	175.7	1:59:07.481	10	1	3:05.922	51.936	1:26.068	47.918	163.3	33:49.525								
39	1	2:54.339	49.577	1:20.634	44.128	170.1	2:02:01.820	11	1	3:05.682	51.817	1:26.203	47.662	178.7	36:55.207								
<div style="border: 1px solid black; padding: 5px;"> 7 Jaguar E-Type 3.8 1965 1.Vincent GAYE 2.Oliver BRYANT GT4 </div>																12	1	3:06.308	51.697	1:26.832	47.779	164.9	40:01.515
																13	1	3:06.482	51.414	1:27.299	47.769	162.8	43:07.997
1	1	2:58.602	50.230	1:21.703	46.669	182.9	2:58.602	14	1	3:06.246	51.940	1:26.345	47.961	171.0	46:14.243								
2	1	2:54.816	48.486	1:21.822	44.508	181.3	5:53.418	15	1	3:06.659	51.648	1:27.288	47.723	164.6	49:20.902								
3	1	3:24.458	48.427	1:28.121	1:07.910	187.9	9:17.876	16	1	3:07.357	51.604	1:27.722	48.031	166.0	52:28.259								
4	1	4:32.911	1:10.365	1:46.405	1:36.141	143.8	13:50.787	17	1	3:08.475	52.321	1:28.624	47.530	161.5	55:36.734								
5	1	4:00.113	1:28.824	1:46.236	45.053	95.1	17:50.900	18	1	3:06.952	51.638	1:26.854	48.460	165.4	58:43.686								
6	1	2:53.768	48.076	1:20.658	45.034	177.2	20:44.668	19	1	4:18.345 B	1:10.836	1:45.982	1:21.527	90.0	1:03:02.031								
7	1	2:54.084	48.274	1:20.566	45.244	194.7	23:38.752	20	1	9:45.682	7:29.472	1:28.201	48.009	153.5	1:12:47.713								
8	1	2:55.505	48.496	1:21.360	45.649	191.8	26:34.257	21	1	3:06.762	52.494	1:26.572	47.696	166.8	1:15:54.475								
9	1	2:55.438	48.632	1:21.583	45.223	176.9	29:29.695	22	1	3:07.628	51.946	1:27.116	48.566	154.4	1:19:02.103								
10	1	2:57.391	49.743	1:22.520	45.128	180.3	32:27.086	23	1	3:07.379	51.180	1:27.520	48.679	178.7	1:22:09.482								
11	1	2:54.979	48.671	1:21.235	45.073	186.9	35:22.065	24	1	3:03.890	51.119	1:25.571	47.200	176.6	1:25:13.372								
12	1	2:55.346	48.866	1:21.698	44.782	181.0	38:17.411	25	1	3:07.070	53.012	1:26.705	47.353	163.8	1:28:20.442								
13	1	2:56.406	48.480	1:22.648	45.278	181.3	41:13.817	26	1	3:05.494	51.890	1:26.036	47.568	153.3	1:31:25.936								
14	1	2:57.466	49.808	1:22.360	45.298	180.6	44:11.283	27	1	3:07.406	52.022	1:27.252	48.132	164.1	1:34:33.342								
15	1	2:55.111	48.538	1:21.600	44.973	185.9	47:06.394	28	1	3:06.370	51.845	1:26.986	47.539	161.3	1:37:39.712								
16	1	2:57.272	48.911	1:22.593	45.768	182.2	50:03.666	29	1	3:09.353	52.921	1:28.303	48.129	151.2	1:40:49.065								
17	1	2:57.743	49.576	1:22.145	46.022	184.2	53:01.409	30	1	3:07.219	51.963	1:27.581	47.675	162.8	1:43:56.284								
18	1	2:55.611	48.917	1:21.628	45.066	182.6	55:57.020	31	1	3:08.997	51.772	1:27.465	49.760	159.7	1:47:05.281								
19	1	2:59.489	48.999	1:22.928	47.562	186.6	58:56.509	32	1	3:08.485	52.144	1:28.139	48.202	163.6	1:50:13.766								
20	1	4:33.400 B	1:15.898	1:57.526	1:19.976	88.7	1:03:29.909																
21	2	9:06.197	7:01.060	1:21.075	44.062	176.9	1:12:36.106																



SIXTIES' ENDURANCE SPA CLASSIC RACE

Sector Analysis

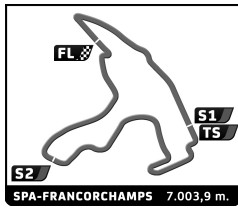
Lap under Red Flag													Invalidated Lap	Personal Best	Session Best	B Crossing the pit lane							
Lap	D	Time	Sector 1	Sector 2	Sector 3	T. Spd	Elapsed	Lap	D	Time	Sector 1	Sector 2	Sector 3	T. Spd	Elapsed								
33	1	3:06.463	51.336	1:27.635	47.492	164.4	1:53:20.229	7	1	3:20.150	55.572	1:31.107	53.471	159.3	26:38.155								
34	1	3:07.409	51.818	1:27.767	47.824	158.8	1:56:27.638	8	1	3:18.759	56.049	1:31.448	51.262	158.8	29:56.914								
35	1	3:09.206	52.236	1:29.116	47.854	151.0	1:59:36.844	9	1	3:22.576	58.650	1:31.383	52.543	153.1	33:19.490								
36	1	3:09.942	52.219	1:28.575	49.148	163.6	2:02:46.786	10	1	3:18.161	55.645	1:31.643	50.873	166.8	36:37.651								
12 Shelby Cobra 289 1963 1.Charles de VILLAU COURT GT5																							
1	1	3:08.688	56.458	1:25.088	47.142	163.8	3:08.688	11	1	3:20.405	55.923	1:32.510	51.972	165.7	39:58.056								
2	1	2:58.549	49.602	1:23.411	45.536	165.2	6:07.237	12	1	3:16.910	56.027	1:29.734	51.149	146.9	43:14.966								
3	1	3:19.895	49.605	1:24.442	1:05.848	171.8	9:27.132	13	1	3:15.900	54.735	1:30.070	51.095	156.8	46:30.866								
4	1	4:31.302	1:14.627	1:40.486	1:36.189	123.9	13:58.434	14	1	3:18.563	55.297	1:29.838	53.428	159.5	49:49.429								
5	1	3:59.649	1:28.894	1:43.676	47.079	88.4	17:58.083	15	1	3:32.722 B	55.267	1:34.002	1:03.453	144.2	53:22.151								
6	1	2:59.121	49.256	1:23.681	46.184	179.7	20:57.204	16	2	9:31.539	6:20.207	1:55.248	1:16.084	83.5	1:02:53.690								
7	1	2:59.309	49.151	1:22.997	47.161	171.5	23:56.513	17	2	3:16.578	56.143	1:28.936	51.499	165.2	1:06:10.268								
8	1	3:03.385	51.344	1:25.631	46.410	145.6	26:59.898	18	2	3:14.816	54.939	1:29.784	50.093	173.3	1:09:25.084								
9	1	2:57.884	49.149	1:23.169	45.566	178.1	29:57.782	19	2	3:16.219	57.576	1:28.516	50.127	165.2	1:12:41.303								
10	1	3:01.515	48.515	1:26.420	46.580	176.6	32:59.297	20	2	3:16.037	53.668	1:30.564	51.805	163.1	1:15:57.340								
11	1	2:57.978	48.691	1:22.977	46.310	163.8	35:57.275	21	2	3:14.508	54.527	1:29.134	50.847	171.5	1:19:11.848								
12	1	2:56.437	48.725	1:22.820	44.892	171.8	38:53.712	22	2	3:12.398	53.548	1:28.838	50.012	175.4	1:22:24.246								
13	1	2:59.115	48.525	1:24.818	45.772	167.9	41:52.827	23	2	3:13.979	54.101	1:29.559	50.319	167.9	1:25:38.225								
14	1	2:57.737	49.021	1:22.889	45.827	176.3	44:50.564	24	2	3:15.981	54.637	1:31.229	50.115	165.7	1:28:54.206								
15	1	2:57.983	48.677	1:23.909	45.397	182.9	47:48.547	25	2	3:11.353	54.035	1:27.667	49.651	173.0	1:32:05.559								
16	1	2:59.005	49.194	1:23.780	46.031	186.2	50:47.552	26	2	3:09.982	53.897	1:26.577	49.508	182.6	1:35:15.541								
17	1	3:00.210	49.532	1:23.586	47.092	166.2	53:47.762	27	2	3:11.100	53.036	1:28.200	49.864	186.9	1:38:26.641								
18	1	2:57.897	48.782	1:23.193	45.922	167.6	56:45.659	28	2	3:10.326	53.486	1:27.337	49.503	172.4	1:41:36.967								
19	1	3:46.756	49.093	1:25.283	1:32.380	173.6	1:00:32.415	29	2	3:10.783	53.386	1:28.019	49.378	181.9	1:44:47.750								
20	1	3:57.509 B	1:26.349	1:33.896	57.264	102.1	1:04:29.924	30	2	3:08.973	53.059	1:27.004	48.910	182.9	1:47:56.723								
21	1	9:43.068	7:31.332	1:25.330	46.406	175.1	1:14:12.992	31	2	3:11.461	53.115	1:29.131	49.215	183.9	1:51:08.184								
22	1	2:57.799	49.234	1:23.288	45.277	183.2	1:17:10.791	32	2	3:09.546	53.934	1:26.747	48.865	176.9	1:54:17.730								
23	1	2:59.007	49.355	1:23.862	45.790	183.6	1:20:09.798	33	2	3:11.133	53.308	1:28.081	49.744	174.8	1:57:28.863								
24	1	2:58.550	49.193	1:23.695	45.662	189.0	1:23:08.348	34	2	3:14.817	53.645	1:28.493	52.679	182.2	2:00:43.680								
25	1	2:58.613	48.958	1:24.043	45.612	192.9	1:26:06.961	35	2	3:09.667	53.095	1:27.434	49.138	176.6	2:03:53.347								
26	1	3:00.444	49.507	1:24.893	46.044	178.7	1:29:07.405	26 Jaguar E-Type Lightweight 1965 1.John SPIERS GT4 2.Nigel GREENSALL															
27	1	2:58.791	48.378	1:24.454	45.959	170.7	1:32:06.196	1	1	22:16.423 B	49.842	...	45.969	183.2	22:16.423								
28	1	3:01.122	49.569	1:25.321	46.232	174.2	1:35:07.318	2	1	2:55.469	49.374	1:20.966	45.129	185.9	25:11.892								
29	1	2:58.856	48.792	1:24.451	45.613	174.8	1:38:06.174	3	1	3:01.337	49.075	1:26.763	45.499	205.7	28:13.229								
30	1	2:58.967	49.902	1:23.190	45.875	173.3	1:41:05.141	4	1	2:54.805	48.144	1:22.048	44.613	176.9	31:08.034								
31	1	3:01.243	49.307	1:24.438	47.498	178.1	1:44:06.384	5	1	2:57.957	49.130	1:23.355	45.472	185.6	34:05.991								
32	1	2:59.899	49.532	1:23.530	46.837	159.3	1:47:06.283	6	1	2:52.884	48.352	1:20.194	44.338	190.4	36:58.875								
33	1	3:03.517	52.028	1:24.641	46.848	171.5	1:50:09.800	7	1	3:10.367 B	49.605	1:23.442	57.320	181.0	40:09.242								
34	1	2:59.810	48.829	1:23.814	47.167	163.6	1:53:09.610	31 Shelby Cobra 289 1964 1.Benjamin MONNAY GT5															
35	1	2:58.125	48.931	1:24.112	45.082	181.6	1:56:07.735	1	1	2:56.132	50.377	1:20.801	44.954	184.9	2:56.132								
36	1	2:58.325	48.185	1:23.625	46.515	186.9	1:59:06.060	2	1	2:51.987	47.704	1:19.636	44.647	178.7	5:48.119								
37	1	2:59.469	48.574	1:24.732	46.163	189.3	2:02:05.529	3	1	3:26.429	48.075	1:31.305	1:07.049	178.1	9:14.548								
21 Austin-Healey 3000 Mk I 1965 1.Claude BOVET GT3 2.Julien DRAPER																							
1	1	3:50.160	1:22.200	1:35.399	52.561	137.2	3:50.160	4	1	4:33.460	1:09.292	1:48.190	1:35.978	132.8	13:48.008								
2	1	3:26.378	57.463	1:35.417	53.498	140.1	7:16.538	5	1	4:02.169	1:28.877	1:47.709	45.583	91.9	17:50.177								
3	1	4:59.841	1:25.511	2:09.993	1:24.337	78.9	12:16.379	6	1	2:53.115	48.356	1:19.359	45.400	189.0	20:43.292								
4	1	4:21.157	1:25.929	2:00.674	54.554	90.6	16:37.536	7	1	2:54.291	48.677	1:20.228	45.386	186.2	23:37.583								
5	1	3:21.660	56.668	1:32.826	52.166	149.0	19:59.196	8	1	2:54.090	49.429	1:19.998	44.663	182.9	26:31.673								
6	1	3:18.809	55.951	1:31.371	51.487	147.1	23:18.005	9	1	2:54.700	49.593	1:19.849	45.258	180.3	29:26.373								
								10	1	2:52.610	47.695	1:20.094	44.821	180.3	32:18.983								
								11	1	2:54.525	48.492	1:19.888	46.145	177.5	35:13.508								



SIXTIES' ENDURANCE SPA CLASSIC RACE

Sector Analysis

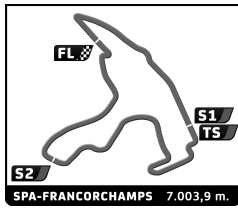
Lap under Red Flag											Invalidated Lap	Personal Best	Session Best	B Crossing the pit lane	
Lap	D	Time	Sector 1	Sector 2	Sector 3	T. Spd	Elapsed	Lap	D	Time	Sector 1	Sector 2	Sector 3	T. Spd	Elapsed
12	1	2:54.316	49.068	1:20.252	44.996	178.7	38:07.824	23	2	2:55.335	49.204	1:21.202	44.929	163.1	1:19:07.152
13	1	2:54.114	48.244	1:20.921	44.949	180.6	41:01.938	24	2	2:56.350	48.818	1:23.160	44.372	168.7	1:22:03.502
14	1	2:53.617	48.648	1:20.317	44.652	177.8	43:55.555	25	2	2:55.092	49.109	1:20.283	45.700	176.9	1:24:58.594
15	1	2:52.435	47.932	1:20.140	44.363	181.3	46:47.990	26	2	2:55.369	50.503	1:20.244	44.622	183.6	1:27:53.963
16	1	2:54.001	48.137	1:20.333	45.531	181.9	49:41.991	27	2	2:56.094	48.859	1:22.987	44.248	160.8	1:30:50.057
17	1	2:54.013	47.440	1:20.857	45.716	199.7	52:36.004	28	2	2:51.934	48.367	1:19.574	43.993	186.2	1:33:41.991
18	1	2:56.591	49.172	1:21.179	46.240	187.9	55:32.595	29	2	2:53.021	48.423	1:19.736	44.862	180.6	1:36:35.012
19	1	3:02.865 B	48.308	1:21.675	52.882	187.9	58:35.460	30	2	2:52.896	48.442	1:19.736	44.718	185.6	1:39:27.908
20	1	9:25.732	7:20.181	1:20.417	45.134	178.4	1:08:01.192	31	2	2:55.892	48.877	1:21.236	45.779	172.1	1:42:23.800
21	1	2:54.427	48.100	1:21.256	45.071	196.6	1:10:55.619	32	2	2:51.690	48.385	1:19.493	43.812	179.7	1:45:15.490
22	1	2:54.217	49.288	1:20.350	44.579	183.6	1:13:49.836	33	2	2:51.723	48.033	1:19.386	44.304	182.2	1:48:07.213
23	1	2:54.658	48.438	1:20.792	45.428	186.9	1:16:44.494	34	2	2:53.623	48.225	1:21.046	44.352	185.9	1:51:00.836
24	1	2:54.035	48.428	1:20.583	45.024	189.0	1:19:38.529	35	2	2:53.990	48.369	1:21.258	44.363	181.3	1:53:54.826
25	1	2:53.836	48.396	1:20.582	44.858	179.4	1:22:32.365	36	2	2:53.062	48.288	1:20.321	44.453	181.0	1:56:47.888
26	1	2:55.068	48.371	1:21.758	44.939	183.6	1:25:27.433	37	2	2:52.351	48.279	1:19.952	44.120	185.6	1:59:40.239
27	1	2:54.126	48.423	1:20.885	44.818	184.9	1:28:21.559	38	2	2:55.706	48.589	1:21.256	45.861	170.1	2:02:35.945
28	1	2:53.790	48.250	1:20.438	45.102	187.3	1:31:15.349	39 Lotus Elan 26R 1964							
29	1	3:05.431	48.068	1:31.865	45.498	195.9	1:34:20.780	1.François BOURDIN							
30	1	2:55.373	49.526	1:20.995	44.852	184.9	1:37:16.153	2.Charles BOURDIN							
31	1	2:53.407	47.916	1:20.907	44.584	187.6	1:40:09.560	GT2							
32	1	2:54.476	48.494	1:20.954	45.028	182.6	1:43:04.036	1	1	3:35.009	1:16.866	1:29.483	48.660	171.3	3:35.009
33	1	2:55.092	48.120	1:21.425	45.547	185.2	1:45:59.128	2	1	3:06.826	52.855	1:25.805	48.166	172.4	6:41.835
34	1	2:56.328	48.695	1:21.499	46.134	189.7	1:48:55.456	3	1	3:15.887	56.475	1:29.556	49.856	158.0	9:57.722
35	1	2:55.399	48.889	1:21.315	45.195	180.3	1:51:50.855	4	1	4:22.241	1:08.209	1:35.098	1:38.934	78.2	14:19.963
36	1	2:54.629	48.296	1:20.843	45.490	181.0	1:54:45.484	5	1	3:54.908	1:26.735	1:40.339	47.834	79.8	18:14.871
37	1	2:55.706	47.997	1:21.301	46.408	185.2	1:57:41.190	6	1	3:06.558	52.342	1:25.627	48.589	172.7	21:21.429
38	1	2:56.617	48.204	1:21.782	46.631	189.7	2:00:37.807	7	1	3:04.661	52.376	1:24.982	47.303	182.9	24:26.090
39	1	2:56.450	49.139	1:21.750	45.561	188.6	2:03:34.257	8	1	3:03.514	52.045	1:24.042	47.427	184.9	27:29.604
36 Jaguar E-Type 3.8 1963															
1.Pierre THIRIET															
2.Philippe LENOIR															
GT4															
1	1	2:57.622	50.850	1:21.366	45.406	176.6	2:57.622	9	1	3:03.319	51.765	1:24.375	47.179	166.2	30:32.923
2	1	2:52.701	48.504	1:19.513	44.684	174.2	5:50.323	10	1	3:06.546	51.782	1:26.473	48.291	180.6	33:39.469
3	1	3:25.046	48.532	1:29.754	1:06.760	175.7	9:15.369	11	1	3:03.901	52.810	1:23.536	47.555	172.4	36:43.370
4	1	4:33.391	1:09.659	1:47.754	1:35.978	134.3	13:48.760	12	1	3:03.514	51.911	1:24.578	47.025	172.1	39:46.884
5	1	4:01.778	1:28.837	1:47.381	45.560	93.6	17:50.538	13	1	3:03.899	52.121	1:24.450	47.328	175.1	42:50.783
6	1	2:52.639	48.157	1:19.875	44.607	175.7	20:43.177	14	1	3:04.246	52.142	1:24.828	47.276	179.4	45:55.029
7	1	2:54.053	48.661	1:19.949	45.443	178.7	23:37.230	15	1	3:03.896	52.203	1:24.665	47.028	177.2	48:58.925
8	1	2:57.227	50.002	1:21.779	45.446	180.6	26:34.457	16	1	3:04.008	51.817	1:24.716	47.475	185.9	52:02.933
9	1	2:55.890	48.751	1:21.454	45.685	170.7	29:30.347	17	1	3:05.041	52.212	1:25.376	47.453	185.2	55:07.974
10	1	2:52.236	48.318	1:19.444	44.474	175.7	32:22.583	18	1	3:04.114	52.272	1:24.227	47.615	186.9	58:12.088
11	1	2:51.631	48.342	1:19.074	44.215	178.7	35:14.214	19	1	4:00.859 B	1:02.876	1:33.173	1:24.810	107.3	1:02:12.947
12	1	2:53.943	48.585	1:20.473	44.885	166.2	38:08.157	20	2	9:15.523	7:02.149	1:25.356	48.018	168.4	1:11:28.470
13	1	2:54.090	48.031	1:21.095	44.964	167.9	41:02.247	21	2	3:02.862	52.147	1:23.183	47.532	189.7	1:14:31.332
14	1	2:53.572	48.373	1:20.692	44.507	164.4	43:55.819	22	2	3:02.039	51.292	1:23.935	46.812	174.5	1:17:33.371
15	1	2:52.698	48.427	1:19.759	44.512	176.9	46:48.517	23	2	3:02.577	51.400	1:22.839	48.338	182.2	1:20:35.948
16	1	2:52.743	48.192	1:20.100	44.451	170.7	49:41.260	24	2	3:01.052	51.714	1:22.779	46.559	184.9	1:23:37.000
17	1	2:56.345	48.379	1:21.208	46.758	181.3	52:37.605	25	2	3:02.345	51.445	1:24.075	46.825	179.7	1:26:39.345
18	1	2:55.052	48.733	1:20.842	45.477	177.8	55:32.657	26	2	3:01.118	51.314	1:22.596	47.208	182.9	1:29:40.463
19	1	2:53.695	48.207	1:19.668	45.820	185.9	58:26.352	27	2	2:59.369	51.204	1:21.868	46.297	185.9	1:32:39.832
20	1	4:21.935 B	1:09.056	1:50.995	1:21.884	88.2	1:02:48.287	28	2	3:02.632	50.768	1:23.386	48.478	191.1	1:35:42.464
21	2	10:27.528	8:19.321	1:22.739	45.468	161.5	1:13:15.815	29	2	3:00.319	51.420	1:22.067	46.832	195.5	1:38:42.783
22	2	2:56.002	50.730	1:20.736	44.536	167.3	1:16:11.817	30	2	3:00.911	51.319	1:22.009	47.583	186.6	1:41:43.694
39 Lotus Elan 26R 1964															
1.François BOURDIN															
2.Charles BOURDIN															
GT2															
1	1	3:35.009	1:16.866	1:29.483	48.660	171.3	3:35.009	31	2	2:59.076	50.940	1:22.206	45.930	188.3	1:44:42.770
2	1	3:06.826	52.855	1:25.805	48.166	172.4	6:41.835	32	2	3:03.520	50.963	1:24.998	47.559	172.4	1:47:46.290
3	1	3:15.887	56.475	1:29.556	49.856	158.0	9:57.722	33	2	2:59.600	50.886	1:22.001	46.713	189.0	1:50:45.890
4	1	4:22.241	1:08.209	1:35.098	1:38.934	78.2	14:19.963	34	2	2:57.161	50.155	1:21.041	45.965	188.3	1:53:43.051
5	1	3:54.908	1:26.735	1:40.339	47.834	79.8	18:14.871								
6	1	3:06.558	52.342	1:25.627	48.589	172.7	21:21.429								
7	1	3:04.661	52.376	1:24.982	47.303	182.9	24:26.090								
8	1	3:03.514	52.045	1:24.042	47.427	184.9	27:29.604								
9	1	3:03.319	51.765	1:24.375	47.179	166.2	30:32.923								
10	1	3:06.546	51.782	1:26.473	48.291	180.6	33:39.469								
11	1	3:03.901	52.810	1:23.536	47.555	172.4	36:43.370								
12	1	3:03.514	51.911	1:24.578	47.025	172.1	39:46.884								
13	1	3:03.899	52.121	1:24.450	47.328	175.1	42:50.783								
14	1	3:04.246	52.142	1:24.828	47.276	179.4	45:55.029								
15	1	3:03.896	52.203	1:24.665	47.028	177.2	48:58.925								
16	1	3:04.008	51.817	1:24.716	47.475	185.9	52:02.933								
17	1	3:05.041	52.212	1:25.376	47.453	185.2	55:07.974								
18	1	3:04.114	52.272	1:24.227	47.615	186.9	58:12.088								
19	1	4:00.859 B	1:02.876	1:33.173	1:24.810	107.3	1:02:12.947								
20	2	9:15.523	7:02.149	1:25.356	48.018	168.4	1:11:28.470								
21	2	3:02.862	52.147	1:23.183	47.532	189.7	1:14:31.332								
22	2	3:02.039	51.292	1:23.935	46.812	174.5	1:17:33.371								
23	2	3:02.577	51.400	1:22.839	48.338	182.2	1:20:35.948								
24	2	3:01.052	51.714	1:22.779	46.559	184.9	1:23:37.000								
25	2	3:02.345	51.445	1:24.075	46.825	179.7	1:26:39.345								
26	2	3:01.118	51.314	1:22.596	47.208	182.9	1:29:40.463								
27	2	2:59.369	51.204	1:21.868	46.297	185.9	1:32:39.832								
28	2	3:02.632	50.768	1											



SIXTIES' ENDURANCE SPA CLASSIC RACE

Sector Analysis

Lap under Red Flag								Invalidated Lap		Personal Best	Session Best	B Crossing the pit lane			
Lap	D	Time	Sector 1	Sector 2	Sector 3	T. Spd	Elapsed	Lap	D	Time	Sector 1	Sector 2	Sector 3	T. Spd	Elapsed
35	2	3:00.460	51.487	1:22.152	46.821	159.5	1:56:43.511	10	1	2:49.049	47.190	1:18.461	43.398	194.0	30:55.633
36	2	3:00.169	51.171	1:23.012	45.986	190.0	1:59:43.680	11	1	2:53.898	50.796	1:19.089	44.013	169.6	33:49.531
37	2	3:01.724	51.307	1:23.023	47.394	191.1	2:02:45.404	12	1	2:50.581	47.036	1:19.502	44.043	194.0	36:40.112
42 Porsche 911 2.0 1965 1.Uwe KOLB 2.Johannes STENGEL GT2								13	1	2:51.316	47.328	1:19.447	44.541	195.9	39:31.428
1	1	3:32.570	1:13.595	1:28.517	50.458	164.4	3:32.570	14	1	2:52.911	47.110	1:18.698	47.103	194.7	42:24.339
2	1	3:15.164	56.781	1:28.476	49.907	158.5	6:47.734	15	1	2:50.703	47.705	1:18.830	44.168	204.1	45:15.042
3	1	3:20.918	1:01.204	1:29.018	50.696	155.6	10:08.652	16	1	2:50.027	47.124	1:19.094	43.809	191.8	48:05.069
4	1	4:14.604	1:04.003	1:31.290	1:39.311	157.8	14:23.256	17	1	2:48.802	46.971	1:18.783	43.048	194.4	50:53.871
5	1	3:55.543	1:27.864	1:37.955	49.724	91.0	18:18.799	18	1	2:50.966	47.174	1:20.008	43.784	189.0	53:44.837
6	1	3:10.595	55.792	1:25.284	49.519	171.5	21:29.394	19	1	2:50.431	47.424	1:19.001	44.006	188.3	56:35.268
7	1	3:11.603	55.287	1:26.035	50.281	172.1	24:40.997	20	1	3:26.672 B	46.827	1:19.112	1:20.733	192.5	1:00:01.940
8	1	3:10.858	55.676	1:25.872	49.310	171.8	27:51.855	21	2	10:12.674	8:04.836	1:23.708	44.130	199.3	1:10:14.614
9	1	3:12.168	55.145	1:25.562	51.461	170.7	31:04.023	22	2	2:51.352	48.776	1:18.968	43.608	182.2	1:13:05.966
10	1	3:14.033	57.910	1:26.601	49.522	171.5	34:18.056	23	2	2:52.461	47.978	1:20.416	44.067	184.5	1:15:58.427
11	1	3:11.874	55.316	1:27.093	49.465	173.9	37:29.930	24	2	2:51.448	47.494	1:19.832	44.122	191.8	1:18:49.875
12	1	3:10.341	55.414	1:25.766	49.161	172.4	40:40.271	25	2	2:50.933	47.618	1:19.362	43.953	188.3	1:21:40.808
13	1	3:09.263	54.898	1:25.193	49.172	178.1	43:49.534	26	2	2:52.398	47.685	1:19.950	44.763	196.2	1:24:33.206
14	1	3:11.554	54.725	1:26.575	50.254	166.2	47:01.088	27	2	2:52.862	48.739	1:20.007	44.116	185.6	1:27:26.068
15	1	3:09.052	54.881	1:25.565	48.606	169.0	50:10.140	28	2	2:50.720	47.589	1:19.319	43.812	190.7	1:30:16.788
16	1	3:09.348	54.626	1:25.235	49.487	179.1	53:19.488	29	2	2:51.015	47.786	1:19.271	43.958	191.1	1:33:07.803
17	1	3:09.775	54.980	1:25.848	48.947	168.2	56:29.263	30	2	2:49.865	47.218	1:18.953	43.694	183.2	1:35:57.668
18	1	3:43.029 B	54.491	1:25.866	1:22.672	180.6	1:00:12.292	31	2	2:53.435	48.945	1:20.161	44.329	176.0	1:38:51.103
19	1	10:04.437	7:35.640	1:34.244	54.553	148.2	1:10:16.729	32	2	2:52.554	47.728	1:19.857	44.969	178.4	1:41:43.657
20	1	3:32.248	1:01.548	1:37.341	53.359	155.6	1:13:48.977	33	2	2:52.288	47.627	1:20.405	44.256	189.0	1:44:35.945
21	1	3:24.911	58.328	1:33.336	53.247	159.0	1:17:13.888	34	2	2:50.816	47.577	1:19.265	43.974	183.2	1:47:26.761
22	1	3:23.985	58.456	1:31.081	54.448	159.5	1:20:37.873	35	2	2:52.308	48.154	1:20.100	44.054	181.9	1:50:19.069
23	1	3:23.887	58.064	1:32.831	52.992	161.3	1:24:01.760	36	2	2:53.004	47.928	1:20.564	44.512	180.3	1:53:12.073
24	1	3:24.423	58.753	1:32.318	53.352	159.3	1:27:26.183	37	2	2:52.242	47.266	1:20.510	44.466	188.6	1:56:04.315
25	1	3:23.062	57.929	1:32.264	52.869	155.4	1:30:49.245	38	2	2:53.354	47.946	1:20.328	45.080	176.9	1:58:57.669
26	1	3:27.635	1:00.102	1:33.397	54.136	154.0	1:34:16.880	39	2	2:57.321	49.016	1:22.327	45.978	173.3	2:01:54.990
27	1	3:21.757	57.975	1:31.486	52.296	155.4	1:37:38.637	45 Porsche 911 2.0 1965 1.Frank LAUDENKLOS 2.Oliver BRYANT GT2							
28	1	3:24.323	59.805	1:31.806	52.712	163.3	1:41:02.960	1	1	3:23.751	1:09.364	1:26.276	48.111	180.6	3:23.751
29	1	3:23.401	57.862	1:33.285	52.254	148.8	1:44:26.361	2	1	3:07.548	54.404	1:25.123	48.021	175.1	6:31.299
30	1	3:19.658	57.471	1:30.520	51.667	155.1	1:47:46.019	3	1	3:19.114	56.308	1:30.156	52.650	142.8	9:50.413
31	1	3:19.836	57.191	1:31.234	51.411	164.4	1:51:05.855	4	1	4:27.202	1:12.801	1:34.905	1:39.496	81.7	14:17.615
32	1	3:22.083	59.034	1:30.439	52.610	165.7	1:54:27.938	5	1	3:54.102	1:27.299	1:38.034	48.769	83.9	18:11.717
33	1	3:20.053	57.058	1:30.976	52.019	164.6	1:57:47.991	6	1	3:04.851	53.411	1:23.267	48.173	190.4	21:16.568
34	1	3:19.496	56.484	1:30.401	52.611	158.8	2:01:07.487	7	1	3:05.250	53.531	1:23.653	48.066	187.6	24:21.818
35	1	3:23.696	56.919	1:33.028	53.749	165.4	2:04:31.183	8	1	3:04.986	53.478	1:23.552	47.956	187.3	27:26.804
43 Jaguar E-Type 3.8 1965 1.James THORPE 2.Jonathan MITCHELL GT4								9	1	3:04.677	53.410	1:23.599	47.668	180.3	30:31.481
1	1	2:50.040	47.088	1:18.903	44.049	192.5	2:50.040	10	1	3:06.295	53.826	1:24.787	47.682	182.9	33:37.776
2	1	2:48.810	47.044	1:18.164	43.602	195.9	5:38.850	11	1	3:06.489	53.051	1:23.978	49.460	185.9	36:44.265
3	1	3:13.612	47.396	1:28.777	57.439	189.7	8:52.462	12	1	3:08.240	55.359	1:24.695	48.186	189.0	39:52.505
4	1	3:44.194	1:06.418	1:36.946	1:00.830	111.1	12:36.656	13	1	3:07.115	54.489	1:24.201	48.425	177.2	42:59.620
5	1	4:09.657	1:13.077	1:58.694	57.886	90.8	16:46.313	14	1	3:16.609 B	54.907	1:25.173	56.529	179.4	46:16.229
6	1	2:50.174	46.921	1:19.791	43.462	187.3	19:36.487	15	1	10:43.896	8:17.965	1:33.575	52.356	159.3	57:00.125
7	1	2:50.292	47.674	1:18.923	43.695	191.1	22:26.779	16	1	4:21.455	57.718	1:53.057	1:30.680	170.4	1:01:21.580
8	1	2:49.857	46.874	1:19.460	43.523	197.0	25:16.636	17	1	4:05.296	1:41.013	1:32.011	52.272	141.8	1:05:26.876
9	1	2:49.948	46.803	1:19.302	43.843	181.3	28:06.584	18	1	3:21.826	58.459	1:31.654	51.713	174.2	1:08:48.702
								19	1	3:22.158	57.794	1:31.789	52.575	175.4	1:12:10.860
								20	1	3:23.811	57.981	1:32.540	53.290	175.1	1:15:34.671



SIXTIES' ENDURANCE SPA CLASSIC RACE

Sector Analysis

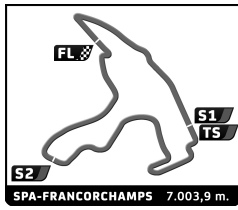
Lap	D	Time	Sector 1	Sector 2	Sector 3	T. Spd	Elapsed	Lap under Red Flag	Invalidated Lap	Personal Best	Session Best	Crossing the pit lane
21	1	3:20.446	57.244	1:31.311	51.891	171.3	1:18:55.117					
22	1	3:23.883	58.148	1:33.726	52.009	173.6	1:22:19.000					
23	1	3:24.237	57.986	1:33.557	52.694	177.8	1:25:43.237					
24	1	3:21.281	57.181	1:32.633	51.467	180.6	1:29:04.518					
25	1	3:22.883	57.999	1:32.055	52.829	171.3	1:32:27.401					
26	1	3:21.125	57.995	1:31.398	51.732	162.3	1:35:48.526					
27	1	3:24.116	57.802	1:32.827	53.487	171.0	1:39:12.642					
28	1	3:23.357	57.459	1:33.187	52.711	171.8	1:42:35.999					
29	1	3:23.654	58.692	1:32.446	52.516	168.2	1:45:59.653					
30	1	3:21.005	58.095	1:31.333	51.577	172.1	1:49:20.658					
31	1	3:23.933	59.435	1:32.352	52.146	170.4	1:52:44.591					
32	1	3:22.331	57.796	1:31.961	52.574	176.6	1:56:06.922					
33	1	3:22.998	58.197	1:30.823	53.978	176.6	1:59:29.920					
34	1	3:22.457	57.602	1:32.168	52.687	177.2	2:02:52.377					

50		Bizzarrini 5300 GT 1965		GT5			
		1.Loris HEZEMANS					
		2.Liam HEZEMANS					
1	2	3:29.099	1:17.538	1:25.894	45.667	160.5	3:29.099
2	2	2:54.289	48.633	1:20.972	44.684	176.6	6:23.388
3	2	3:20.419	54.661	1:31.226	54.532	143.2	9:43.807
4	2	4:29.433	1:15.603	1:35.494	1:38.336	91.3	14:13.240
5	2	3:52.738	1:27.478	1:39.326	45.934	73.5	18:05.978
6	2	2:55.803	48.229	1:21.731	45.843	170.4	21:01.781
7	2	2:55.495	47.461	1:22.648	45.386	177.2	23:57.276
8	2	3:10.236	48.027	1:25.975	56.234	178.7	27:07.512
9	2	4:58.631	2:54.065	1:20.410	44.156	186.9	32:06.143
10	2	3:03.296	46.505	1:21.250	55.541	197.4	35:09.439
11	1	11:30.822	9:26.227	1:21.413	43.182	167.6	46:40.261
12	1	2:47.759	45.808	1:18.665	43.286	187.3	49:28.020
13	1	2:50.584	46.705	1:20.768	43.111	185.2	52:18.604
14	1	3:07.614	46.287	1:19.147	1:02.180	189.3	55:26.218
15	1	10:41.917	8:35.403	1:20.252	46.262	185.2	1:06:08.135
16	1	2:46.599	45.415	1:18.143	43.041	192.2	1:08:54.734
17	1	2:57.485	47.418	1:21.111	48.956	181.6	1:11:52.219
18	1	2:45.864	45.055	1:17.963	42.846	196.2	1:14:38.083
19	1	3:24.823	45.585	1:22.189	1:17.049	180.6	1:18:02.906
20	2	9:49.737	7:43.175	1:20.099	46.463	154.0	1:27:52.643
21	2	2:51.042	47.140	1:19.606	44.296	175.4	1:30:43.685
22	2	2:50.071	46.075	1:20.634	43.362	190.0	1:33:33.756
23	2	3:31.273	58.613	1:26.853	1:05.807	137.4	1:37:05.029

53		Lotus Elan S1 1965		GT2			
		1.Lando GRAF VON WEDEL					
		2.Alexis GRAF VON WEDEL					
1	1	2:59.860	51.458	1:22.431	45.971	171.5	2:59.860
2	1	2:56.218	49.700	1:20.773	45.745	187.9	5:56.078
3	1	3:24.367	48.933	1:27.316	1:08.118	201.7	9:20.445
4	1	4:33.389	1:13.264	1:43.712	1:36.413	134.7	13:53.834
5	1	3:59.533	1:29.067	1:44.509	45.957	80.1	17:53.367
6	1	2:54.567	49.168	1:20.305	45.094	197.4	20:47.934
7	1	2:55.967	49.117	1:20.518	46.332	200.5	23:43.901
8	1	2:55.007	49.598	1:20.153	45.256	197.0	26:38.908
9	1	2:56.403	49.634	1:21.676	45.093	197.4	29:35.311
10	1	2:58.881	51.875	1:21.842	45.164	200.5	32:34.192

Lap	D	Time	Sector 1	Sector 2	Sector 3	T. Spd	Elapsed
11	1	2:55.514	49.394	1:20.851	45.269	202.5	35:29.706
12	1	2:54.932	49.293	1:20.656	44.983	197.0	38:24.638
13	1	2:55.101	49.405	1:20.737	44.959	199.7	41:19.739
14	1	2:55.185	48.918	1:21.242	45.025	201.7	44:14.924
15	1	2:55.264	49.085	1:21.297	44.882	194.7	47:10.188
16	1	2:54.439	49.194	1:20.190	45.055	194.7	50:04.627
17	1	2:57.147	49.621	1:21.429	46.097	194.0	53:01.774
18	1	2:55.761	49.288	1:21.340	45.133	186.9	55:57.535
19	1	3:07.928	49.050	1:22.356	56.522	185.2	59:05.463
20	2	8:39.822	6:33.848	1:20.536	45.438	191.5	1:07:45.285
21	2	2:54.073	49.141	1:20.147	44.785	203.3	1:10:39.358
22	2	2:54.742	49.050	1:20.303	45.389	204.9	1:13:34.100
23	2	2:53.741	49.149	1:19.737	44.855	204.9	1:16:27.841
24	2	2:55.088	49.160	1:20.696	45.232	200.5	1:19:22.929
25	2	2:55.255	48.977	1:21.235	45.043	203.3	1:22:18.184
26	2	2:53.649	48.846	1:19.471	45.332	202.5	1:25:11.833
27	2	2:54.047	48.757	1:20.576	44.714	207.4	1:28:05.880
28	2	2:54.986	48.855	1:20.097	46.034	204.9	1:31:00.866
29	2	2:56.181	49.963	1:21.451	44.767	193.6	1:33:57.047
30	2	2:53.027	48.756	1:19.695	44.576	205.3	1:36:50.074
31	2	2:53.654	48.856	1:19.991	44.807	205.3	1:39:43.728
32	2	2:53.465	48.915	1:19.575	44.975	203.3	1:42:37.193
33	2	2:54.627	49.085	1:20.294	45.248	203.3	1:45:31.820
34	2	2:53.357	48.828	1:19.814	44.715	204.5	1:48:25.177
35	2	2:53.413	48.706	1:19.646	45.061	204.1	1:51:18.590
36	2	2:54.123	48.804	1:19.600	45.719	204.9	1:54:12.713
37	2	2:53.658	48.694	1:19.783	45.181	202.9	1:57:06.371
38	2	2:52.971	48.700	1:19.703	44.568	205.3	1:59:59.342
39	2	2:54.729	48.543	1:20.826	45.360	206.1	2:02:54.071

54		Austin-Healey 3000 Mk II 1965		GT3			
		1.Philipp ZUMSTEIN					
1	1	3:43.682	1:15.570	1:34.098	54.014	139.3	3:43.682
2	1	3:25.213	58.081	1:34.086	53.046	140.4	7:08.895
3	1	5:03.147	1:29.595	2:11.551	1:22.001	68.8	12:12.042
4	1	4:21.454	1:27.846	2:00.179	53.429	92.8	16:33.496
5	1	3:18.167	56.133	1:30.043	51.991	154.0	19:51.663
6	1	3:17.817	55.295	1:30.426	52.096	151.9	23:09.480
7	1	3:18.647	55.590	1:31.204	51.853	158.8	26:28.127
8	1	3:16.818	55.218	1:30.506	51.094	155.6	29:44.945
9	1	3:18.729	56.250	1:30.558	51.921	143.8	33:03.674
10	1	3:16.599	54.275	1:29.309	53.015	175.4	36:20.273
11	1	3:15.634	55.202	1:29.314	51.118	165.4	39:35.907
12	1	3:16.347	54.989	1:29.997	51.361	151.9	42:52.254
13	1	3:16.198	54.911	1:29.939	51.348	163.3	46:08.452
14	1	3:16.295	54.754	1:30.722	50.819	165.7	49:24.747
15	1	3:14.887	54.809	1:28.753	51.325	167.6	52:39.634
16	1	3:29.907	54.672	1:29.933	1:05.302	162.8	56:09.541
17	1	9:17.647	6:55.051	1:31.692	50.904	123.8	1:05:27.188
18	1	3:17.574	56.352	1:30.107	51.115	161.8	1:08:44.762
19	1	3:16.868	55.311	1:30.951	50.606	159.5	1:12:01.630
20	1	3:17.969	54.912	1:30.169	52.888	167.1	1:15:19.599
21	1	3:56.806	55.727	1:50.170	1:10.909	146.7	1:19:16.405

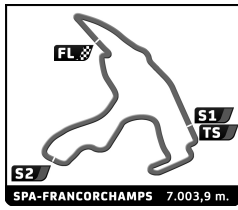


SIXTIES' ENDURANCE SPA CLASSIC RACE

Sector Analysis

Lap under Red Flag Invalidated Lap Personal Best Session Best Crossing the pit lane

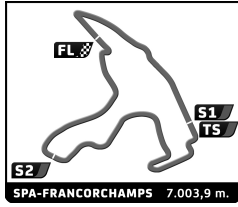
Lap	D	Time	Sector 1	Sector 2	Sector 3	T. Spd	Elapsed	Lap	D	Time	Sector 1	Sector 2	Sector 3	T. Spd	Elapsed
55 Lotus Elan 26R 1964 1. Stephan JOEBSTL 2. Will NUTHALL GT2															
1	1	3:09.622	54.567	1:25.905	49.150	182.2	3:09.622								
2	1	3:03.918	51.337	1:24.203	48.378	178.4	6:13.540								
3	1	3:16.605	52.362	1:25.872	58.371	170.1	9:30.145								
4	1	4:31.357	1:15.749	1:39.758	1:35.850	111.7	14:01.502								
5	1	3:58.605	1:29.437	1:41.688	47.480	91.0	18:00.107								
6	1	3:03.222	50.620	1:24.375	48.227	174.2	21:03.329								
7	1	3:06.333	52.174	1:24.972	49.187	174.5	24:09.662								
8	1	3:03.138	51.094	1:24.892	47.152	184.9	27:12.800								
9	1	3:00.939	50.721	1:23.077	47.141	181.0	30:13.739								
10	1	3:02.133	50.795	1:23.048	48.290	176.9	33:15.872								
11	1	3:04.185	50.594	1:23.453	50.138	191.1	36:20.057								
12	1	2:59.960	50.691	1:22.289	46.980	193.3	39:20.017								
13	1	3:00.744	50.589	1:23.104	47.051	187.3	42:20.761								
14	1	3:01.995	51.648	1:25.041	45.306	174.2	45:22.756								
15	1	2:58.987	50.659	1:22.608	45.720	175.1	48:21.743								
16	1	2:59.473	50.274	1:22.117	47.082	182.6	51:21.216								
17	1	2:59.339	50.392	1:23.099	45.848	174.8	54:20.555								
18	1	3:00.431	50.396	1:22.368	47.667	183.6	57:20.986								
19	1	4:07.411	B	50.638	1:43.106	1:33.667	177.5	1:01:28.397							
20	2	8:49.388	6:41.349	1:22.652	45.387	171.3	1:10:17.785								
21	2	2:59.957	51.365	1:22.155	46.437	176.6	1:13:17.742								
22	2	2:55.655	49.219	1:20.899	45.537	168.4	1:16:13.397								
23	2	2:56.314	48.988	1:21.573	45.753	175.7	1:19:09.711								
24	2	2:58.146	49.180	1:22.090	46.876	181.3	1:22:07.857								
25	2	2:56.298	49.689	1:21.516	45.093	175.1	1:25:04.155								
26	2	2:55.308	49.108	1:20.578	45.622	174.8	1:27:59.463								
27	2	2:59.842	49.872	1:23.323	46.647	176.9	1:30:59.305								
28	2	2:55.116	49.415	1:20.765	44.936	178.1	1:33:54.421								
29	2	2:55.821	49.540	1:21.007	45.274	179.7	1:36:50.242								
30	2	2:54.366	49.111	1:20.390	44.865	181.6	1:39:44.608								
31	2	2:54.483	49.332	1:20.327	44.824	177.5	1:42:39.091								
32	2	2:56.759	49.211	1:22.529	45.019	175.4	1:45:35.850								
33	2	2:56.473	49.924	1:21.049	45.500	179.4	1:48:32.323								
34	2	2:56.407	49.619	1:21.343	45.445	182.6	1:51:28.730								
35	2	2:56.523	49.358	1:21.211	45.954	176.3	1:54:25.253								
36	2	2:56.522	49.202	1:22.020	45.300	177.2	1:57:21.775								
37	2	2:55.463	48.988	1:20.485	45.990	180.0	2:00:17.238								
38	2	2:56.521	49.256	1:20.923	46.342	180.0	2:03:13.759								
60 Ginetta G4R 1965 1. Josh WARD 2. Thomas WARD GT2															
1	1	3:17.055	1:04.376	1:24.590	48.089	170.7	3:17.055								
2	1	3:03.612	51.900	1:23.710	48.002	178.1	6:20.667								
3	1	3:21.311	53.983	1:33.467	53.861	141.8	9:41.978								
4	1	4:29.856	1:16.254	1:35.721	1:37.881	90.6	14:11.834								
5	1	3:55.324	1:27.714	1:39.954	47.656	75.7	18:07.158								
6	1	3:03.478	51.791	1:23.789	47.898	168.2	21:10.636								
7	1	3:01.369	51.231	1:23.533	46.605	185.6	24:12.005								
8	1	3:02.727	51.306	1:23.840	47.581	176.3	27:14.732								
9	1	3:00.651	51.249	1:22.528	46.874	182.9	30:15.383								
10	1	3:01.228	50.335	1:22.551	48.342	172.7	33:16.611								
11	1	3:03.616	50.917	1:24.192	48.507	189.3	36:20.227								
12	1	2:59.954	50.709	1:22.559	46.686	179.1	39:20.181								
13	1	3:00.924	51.114	1:22.781	47.029	184.5	42:21.105								
14	1	3:02.800	51.346	1:25.346	46.108	182.2	45:23.905								
15	1	3:00.827	50.183	1:23.637	47.007	174.5	48:24.732								
16	1	3:02.950	51.012	1:24.254	47.684	171.8	51:27.682								
17	1	3:01.128	51.500	1:23.182	46.446	178.7	54:28.810								
18	1	3:11.621	B	51.364	1:23.585	56.672	180.6	57:40.431							
19	2	9:09.459	6:49.006	1:29.836	50.617	160.0	1:06:49.890								
20	2	3:08.796	53.078	1:27.561	48.157	159.3	1:09:58.686								
21	2	3:09.973	52.254	1:27.905	49.814	166.2	1:13:08.659								
22	2	3:07.443	51.260	1:27.720	48.463	177.8	1:16:16.102								
23	2	3:06.431	52.046	1:26.228	48.157	177.8	1:19:22.533								
24	2	3:05.110	51.873	1:25.511	47.726	171.5	1:22:27.643								
25	2	3:05.223	51.908	1:26.450	46.865	176.0	1:25:32.866								
26	2	3:03.945	51.453	1:24.824	47.668	175.1	1:28:36.811								
27	2	3:04.459	51.766	1:24.689	48.004	181.6	1:31:41.270								
28	2	3:04.273	51.509	1:25.533	47.231	170.7	1:34:45.543								
29	2	3:04.481	51.349	1:25.760	47.372	176.0	1:37:50.024								
30	2	3:04.931	51.656	1:26.703	46.572	172.1	1:40:54.955								
31	2	3:03.758	51.305	1:25.287	47.166	168.4	1:43:58.713								
32	2	3:06.875	51.977	1:25.292	49.606	165.4	1:47:05.588								
33	2	3:06.272	53.769	1:25.366	47.137	170.1	1:50:11.860								
34	2	3:03.909	51.307	1:25.870	46.732	176.0	1:53:15.769								
35	2	3:04.182	51.691	1:25.184	47.307	178.7	1:56:19.951								
36	2	3:06.308	52.298	1:25.620	48.390	175.7	1:59:26.259								
37	2	3:04.934	51.644	1:25.132	48.158	180.0	2:02:31.193								
61 Morgan SLR 1965 1. Simon OREBI GANN 2. Calum LOCKIE GT3															
1	1	3:33.500	1:14.636	1:28.505	50.359	159.3	3:33.500								
2	1	3:15.793	57.051	1:28.410	50.332	164.9	6:49.293								
3	1	3:22.659	1:04.521	1:27.157	50.981	158.5	10:11.952								
4	1	4:13.981	1:01.712	1:31.437	1:40.832	154.7	14:25.933								
5	1	3:54.476	1:26.619	1:37.575	50.282	80.7	18:20.409								
6	1	3:14.661	55.973	1:26.506	52.182	171.3	21:35.070								
7	1	3:14.723	56.338	1:27.632	50.753	170.4	24:49.793								
8	1	3:14.725	56.371	1:28.127	50.227	173.0	28:04.518								
9	1	3:14.477	55.923	1:28.406	50.148	176.0	31:18.995								
10	1	3:14.888	56.519	1:27.987	50.382	162.8	34:33.883								



SIXTIES' ENDURANCE SPA CLASSIC RACE

Sector Analysis

Lap under Red Flag											Invalidated Lap	Personal Best	Session Best	B Crossing the pit lane	
Lap	D	Time	Sector 1	Sector 2	Sector 3	T. Spd	Elapsed	Lap	D	Time	Sector 1	Sector 2	Sector 3	T. Spd	Elapsed
11	1	3:14.739	55.844	1:28.628	50.267	176.3	37:48.622	9	1	2:58.165	48.414	1:22.715	47.036	189.0	29:56.882
12	1	3:15.928	56.073	1:28.000	51.855	171.5	41:04.550	10	1	2:59.591	48.564	1:24.010	47.017	187.9	32:56.473
13	1	3:18.370	56.026	1:30.931	51.413	158.5	44:22.920	11	1	3:01.285	48.870	1:23.533	48.882	176.0	35:57.758
14	1	3:12.559	55.554	1:26.765	50.240	179.4	47:35.479	12	1	3:00.861	48.893	1:23.060	48.908	173.6	38:58.619
15	1	3:16.828	55.545	1:28.921	52.362	178.4	50:52.307	13	1	3:03.800	50.369	1:24.488	48.943	182.9	42:02.419
16	1	3:17.053	56.220	1:30.046	50.787	170.7	54:09.360	14	1	3:03.191	50.248	1:23.938	49.005	167.6	45:05.610
17	1	3:14.689	55.721	1:27.528	51.440	176.6	57:24.049	15	1	3:17.873 B	52.497	1:25.920	59.456	173.6	48:23.483
18	1	4:10.688 B	55.732	1:38.786	1:36.170	168.7	1:01:34.737	16	2	9:37.934	7:30.960	1:21.564	45.410	202.9	58:01.417
19	2	8:53.599	6:42.998	1:23.262	47.339	174.8	1:10:28.336	17	2	3:56.192	48.451	1:49.147	1:18.594	179.1	1:01:57.609
20	2	3:03.736	51.795	1:24.495	47.446	177.2	1:13:32.072	18	2	3:13.143	1:08.611	1:20.280	44.252	176.3	1:05:10.752
21	2	3:01.914	51.760	1:23.058	47.096	180.6	1:16:33.986	19	2	2:50.874	47.377	1:19.204	44.293	195.5	1:08:01.626
22	2	3:02.997	53.595	1:22.917	46.485	189.0	1:19:36.983	20	2	2:51.321	47.527	1:19.730	44.064	202.5	1:10:52.947
23	2	3:02.647	52.281	1:22.892	47.474	174.2	1:22:39.630	21	2	2:50.627	46.845	1:19.151	44.631	194.7	1:13:43.574
24	2	3:02.014	52.116	1:22.867	47.031	186.6	1:25:41.644	22	2	2:50.492	47.187	1:19.363	43.942	205.3	1:16:34.066
25	2	3:06.301	51.789	1:27.012	47.500	174.5	1:28:47.945	23	2	2:51.126	47.516	1:19.675	43.935	194.4	1:19:25.192
26	2	3:01.496	51.906	1:22.804	46.786	185.6	1:31:49.441	24	2	2:53.243	47.793	1:20.826	44.624	200.1	1:22:18.435
27	2	3:02.642	51.781	1:23.191	47.670	186.2	1:34:52.083	25	2	2:51.717	47.025	1:20.070	44.622	204.1	1:25:10.152
28	2	3:01.978	51.909	1:22.959	47.110	191.5	1:37:54.061	26	2	2:50.693	47.058	1:19.618	44.017	202.1	1:28:00.845
29	2	3:02.789	51.385	1:23.507	47.897	192.9	1:40:56.850	27	2	2:54.231	48.438	1:21.207	44.586	181.9	1:30:55.076
30	2	3:02.565	51.498	1:23.891	47.176	180.6	1:43:59.415	28	2	2:52.384	48.479	1:19.918	43.987	185.2	1:33:47.460
31	2	3:04.966	54.222	1:23.566	47.178	184.5	1:47:04.381	29	2	2:50.784	47.630	1:19.329	43.825	191.8	1:36:38.244
32	2	3:01.896	52.229	1:22.677	46.990	185.2	1:50:06.277	30	2	2:50.414	47.529	1:19.335	43.550	186.9	1:39:28.658
33	2	3:04.303	52.614	1:23.969	47.720	163.6	1:53:10.580	31	2	2:52.599	47.698	1:19.785	45.116	189.0	1:42:21.257
34	2	3:01.209	51.715	1:22.687	46.807	187.3	1:56:11.789	32	2	2:51.418	47.329	1:19.763	44.326	192.5	1:45:12.675
35	2	3:01.927	52.204	1:22.893	46.830	181.6	1:59:13.716	33	2	2:49.954	47.294	1:19.480	43.180	203.3	1:48:02.629
36	2	3:04.267	54.397	1:22.729	47.141	182.6	2:02:17.983	34	2	2:51.211	46.409	1:20.923	43.879	192.9	1:50:53.840
63 AC Cobra 289 Si 1965 1.Roderick JACK 2.Rory JACK GT5															
1	2	3:06.912	56.110	1:24.441	46.361	176.3	3:06.912	35	2	2:51.744	47.059	1:20.228	44.457	206.5	1:53:45.584
2	2	2:54.439	48.719	1:21.048	44.672	176.6	6:01.351	36	2	2:52.273	48.428	1:20.219	43.626	169.0	1:56:37.857
3	2	3:21.898	49.233	1:27.462	1:05.203	179.4	9:23.249	37	2	2:52.111	47.021	1:19.968	45.122	201.7	1:59:29.968
4	2	4:32.345	1:14.525	1:41.617	1:36.203	135.6	13:55.594	38	2	2:50.065	46.803	1:19.974	43.288	188.6	2:02:20.033
5	2	3:58.750	1:29.517	1:43.623	45.610	89.1	17:54.344	1	1	2:59.736	51.831	1:21.709	46.196	156.3	2:59.736
6	2	2:57.333	48.706	1:22.361	46.266	177.2	20:51.677	2	1	2:55.019	49.285	1:20.392	45.342	185.9	5:54.755
7	2	3:14.424 B	51.570	1:23.560	59.294	164.6	24:06.101	3	1	3:24.248	48.397	1:27.820	1:08.031	183.6	9:19.003
8	2	6:55.660 B	4:33.255	1:23.665	58.740	167.6	31:01.761	4	1	4:33.062	1:12.008	1:45.096	1:35.958	137.8	13:52.065
9	2	13:10.872	...	1:22.503	45.344	178.4	44:12.633	5	1	4:16.691 B	1:29.619	1:45.555	1:01.517	87.8	18:08.756
10	2	3:06.112 B	48.679	1:21.205	56.228	181.0	47:18.745	1	1	3:15.158	1:02.919	1:24.569	47.670	175.1	3:15.158
11	2	11:40.764	9:30.382	1:20.771	49.611	182.9	58:59.509	2	1	3:02.045	50.514	1:24.282	47.249	171.0	6:17.203
12	2	4:27.292	1:34.519	2:00.953	51.820	85.0	1:03:26.801	3	1	3:22.929	54.834	1:34.009	54.086	141.6	9:40.132
13	2	3:40.485 B	48.596	1:32.583	1:19.306	175.1	1:07:07.286	4	1	4:29.729	1:15.187	1:37.085	1:37.457	109.7	14:09.861
64 AC Cobra 289 Si 1964 1.Tony SINCLAIR 2.Greg CATON GT5															
1	1	3:08.292	55.054	1:25.245	47.993	168.4	3:08.292	5	1	3:54.644	1:27.807	1:39.329	47.508	79.4	18:04.505
2	1	2:58.578	49.603	1:22.519	46.456	170.4	6:06.870	6	1	3:01.820	50.857	1:23.908	47.055	172.1	21:06.325
3	1	3:19.039	48.651	1:24.788	1:05.600	182.6	9:25.909	7	1	3:02.281	50.605	1:24.419	47.257	162.0	24:08.606
4	1	4:31.140	1:14.202	1:40.895	1:36.043	140.6	13:57.049	8	1	3:03.483	51.000	1:25.095	47.388	188.3	27:12.089
5	1	3:59.917	1:29.570	1:43.104	47.243	86.6	17:56.966	9	1	3:00.966	50.585	1:23.190	47.191	181.9	30:13.055
6	1	2:59.894	48.760	1:22.388	48.746	181.0	20:56.860	10	1	3:02.328	50.215	1:23.818	48.295	176.6	33:15.383
7	1	2:59.008	48.471	1:23.262	47.275	173.3	23:55.868	11	1	3:03.240	50.272	1:23.675	49.293	186.6	36:18.623
8	1	3:02.849	51.576	1:24.501	46.772	163.8	26:58.717	12	1	3:01.056	50.767	1:23.077	47.212	181.3	39:19.679
65 Shelby Cobra 289 1965 1.Vincent KOLB 2.Alexander KOLB GT5															
1	1	2:59.736	51.831	1:21.709	46.196	156.3	2:59.736	1	1	3:15.158	1:02.919	1:24.569	47.670	175.1	3:15.158
2	1	2:55.019	49.285	1:20.392	45.342	185.9	5:54.755	2	1	3:02.045	50.514	1:24.282	47.249	171.0	6:17.203
3	1	3:24.248	48.397	1:27.820	1:08.031	183.6	9:19.003	3	1	3:22.929	54.834	1:34.009	54.086	141.6	9:40.132
4	1	4:33.062	1:12.008	1:45.096	1:35.958	137.8	13:52.065	4	1	4:29.729	1:15.187	1:37.085	1:37.457	109.7	14:09.861
5	1	4:16.691 B	1:29.619	1:45.555	1:01.517	87.8	18:08.756	5	1	3:54.644	1:27.807	1:39.329	47.508	79.4	18:04.505
67 Shelby Mustang GT350 1965 1.Thomas STUDER GT5															
1	1	3:15.158	1:02.919	1:24.569	47.670	175.1	3:15.158	6	1	3:01.820	50.857	1:23.908	47.055	172.1	21:06.325
2	1	3:02.045	50.514	1:24.282	47.249	171.0	6:17.203	7	1	3:02.281	50.605	1:24.419	47.257	162.0	24:08.606
3	1	3:22.929	54.834	1:34.009	54.086	141.6	9:40.132	8	1	3:03.483	51.000	1:25.095	47.388	188.3	27:12.089
4	1	4:29.729	1:15.187	1:37.085	1:37.457	109.7	14:09.861	9	1	3:00.966	50.585	1:23.190	47.191	181.9	30:13.055
5	1	3:54.644	1:27.807	1:39.329	47.508	79.4	18:04.505	10	1	3:02.328	50.215	1:23.818	48.295	176.6	33:15.383
6	1	3:01.820	50.857	1:23.908	47.055	172.1	21:06.325	11	1	3:03.240	50.272	1:23.675	49.293	186.6	36:18.623
7	1	3:02.281	50.605	1:24.419	47.257	162.0	24:08.606	12	1	3:01.056	50.767	1:23.077	47.212	181.3	39:19.679
8	1	3:03.483	51.000	1:25.095	47.388	188.3	27:12.089								
9	1	3:00.966	50.585	1:23.190	47.191	181.9	30:13.055								
10	1	3:02.328	50.215	1:23.818	48.295	176.6	33:15.383								
11	1	3:03.240	50.272	1:23.675	49.293	186.6	36:18.623								
12	1	3:01.056	50.767	1:23.077	47.212	181.3	39:19.679								



SIXTIES' ENDURANCE SPA CLASSIC RACE

Sector Analysis

Lap under Red Flag Invalidated Lap Personal Best Session Best Crossing the pit lane

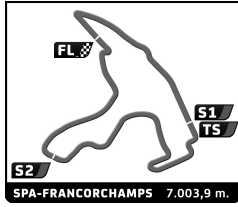
Lap	D	Time	Sector 1	Sector 2	Sector 3	T. Spd	Elapsed
13	1	3:00.643	50.258	1:23.097	47.288	192.2	42:20.322
14	1	3:11.866	51.592	1:30.164	50.110	167.6	45:32.188
15	1	3:21.280B	51.721	1:28.715	1:00.844	177.5	48:53.468

72 Jaguar E-Type 3.8 1965							
1.Ross HYETT							
2.Nick HYETT							
Lap	D	Time	Sector 1	Sector 2	Sector 3	T. Spd	Elapsed
1	1	3:13.688	1:00.837	1:25.424	47.427	173.9	3:13.688
2	1	3:02.843	50.867	1:24.191	47.785	162.5	6:16.531
3	1	3:22.164	54.531	1:32.771	54.862	143.6	9:38.695
4	1	4:29.568	1:13.198	1:38.629	1:37.741	103.7	14:08.263
5	1	3:54.758	1:27.018	1:40.455	47.285	82.7	18:03.021
6	1	3:01.761	50.126	1:24.411	47.224	170.1	21:04.782
7	1	2:59.378	50.633	1:22.561	46.184	181.6	24:04.160
8	1	2:57.761	49.754	1:22.012	45.995	175.7	27:01.921
9	1	2:57.300	49.358	1:21.951	45.991	178.1	29:59.221
10	1	3:02.080	49.619	1:24.308	48.153	189.0	33:01.301
11	1	2:58.767	49.836	1:22.610	46.321	174.8	36:00.068
12	1	2:57.710	49.645	1:21.285	46.780	189.3	38:57.778
13	1	4:34.907B	1:49.648	1:38.112	1:07.147	126.8	43:32.685

73 Jaguar E-Type Low Drag Coupe 1963							
1.Laurent JASPERS							
Lap	D	Time	Sector 1	Sector 2	Sector 3	T. Spd	Elapsed
1	1	3:01.791	52.257	1:23.798	45.736	164.1	3:01.791
2	1	2:55.940	49.245	1:21.290	45.405	184.2	5:57.731
3	1	3:23.471	49.431	1:25.934	1:08.106	185.9	9:21.202
4	1	4:33.440	1:13.652	1:43.406	1:36.382	134.5	13:54.642
5	1	3:59.018	1:29.176	1:44.447	45.395	82.2	17:53.660
6	1	2:55.752	48.549	1:21.618	45.585	181.6	20:49.412
7	1	2:56.976	48.697	1:20.922	47.357	184.2	23:46.388
8	1	2:55.869	48.823	1:21.893	45.153	179.4	26:42.257
9	1	2:58.484	50.328	1:21.889	46.267	189.3	29:40.741
10	1	2:54.908	48.771	1:21.119	45.018	185.6	32:35.649
11	1	2:55.118	48.554	1:21.633	44.931	182.6	35:30.767
12	1	2:55.360	48.766	1:21.400	45.194	185.2	38:26.127
13	1	2:54.824	48.575	1:21.132	45.117	188.3	41:20.951
14	1	2:56.772	48.752	1:22.214	45.806	191.8	44:17.723
15	1	2:55.345	48.903	1:21.252	45.190	187.6	47:13.068
16	1	2:54.021	48.399	1:20.723	44.899	184.5	50:07.089
17	1	2:55.826	48.617	1:22.102	45.107	181.6	53:02.915
18	1	2:55.662	48.935	1:21.561	45.166	187.6	55:58.577
19	1	3:08.955B	48.780	1:22.031	58.144	187.9	59:07.532
20	1	11:30.529	9:23.286	1:21.837	45.406	180.3	1:10:38.061
21	1	2:57.219	49.279	1:22.685	45.255	177.2	1:13:35.280
22	1	2:55.614	48.826	1:21.663	45.125	185.6	1:16:30.894
23	1	2:55.492	48.837	1:21.312	45.343	190.0	1:19:26.386
24	1	2:55.637	49.184	1:21.354	45.099	180.6	1:22:22.023
25	1	2:55.301	48.741	1:21.734	44.826	183.2	1:25:17.324
26	1	2:55.362	48.923	1:21.540	44.899	180.6	1:28:12.686
27	1	2:56.881	49.142	1:21.293	46.446	182.2	1:31:09.567
28	1	2:55.718	48.695	1:22.191	44.832	189.3	1:34:05.285
29	1	2:54.683	48.668	1:21.234	44.781	189.7	1:36:59.968
30	1	2:54.724	48.681	1:21.238	44.805	178.4	1:39:54.692

74 AC Cobra 289 Mk II 1965							
1.Bas JANSEN							
2.Chris CHILES JR							
Lap	D	Time	Sector 1	Sector 2	Sector 3	T. Spd	Elapsed
1	2	3:13.845	1:05.917	1:22.166	45.762	172.7	3:13.845
2	2	2:57.416	49.426	1:22.490	45.500	167.6	6:11.261
3	2	3:17.324	48.099	1:23.532	1:05.693	189.0	9:28.585
4	2	4:31.195	1:14.888	1:40.566	1:35.741	116.2	13:59.780
5	2	3:57.545	1:29.418	1:41.962	46.165	86.3	17:57.325
6	2	2:54.055	48.573	1:20.405	45.077	198.1	20:51.380
7	2	2:54.188	47.226	1:20.829	46.133	202.1	23:45.568
8	2	2:54.631	49.210	1:20.698	44.723	191.5	26:40.199
9	2	2:52.876	47.646	1:20.728	44.502	190.4	29:33.075
10	2	2:52.402	46.941	1:20.993	44.468	179.1	32:25.477
11	2	2:53.427	47.540	1:20.931	44.956	191.8	35:18.904
12	2	2:53.523	47.531	1:20.972	45.020	184.5	38:12.427
13	2	2:54.873	48.727	1:21.559	44.587	180.3	41:07.300
14	2	2:52.199	48.007	1:20.037	44.155	190.7	43:59.499
15	2	2:51.761	47.326	1:20.411	44.024	185.9	46:51.260
16	2	2:51.938	47.552	1:19.677	44.709	188.3	49:43.198
17	2	2:54.792	47.013	1:21.464	46.315	185.6	52:37.990
18	2	2:53.941	47.839	1:20.774	45.328	191.8	55:31.931
19	2	2:54.021	47.283	1:20.274	46.464	192.5	58:25.952
20	2	3:48.457B	50.706	1:31.973	1:25.778	122.3	1:02:14.409
21	1	9:40.676	7:33.516	1:22.156	45.004	181.0	1:11:55.085
22	1	2:53.132	48.285	1:20.390	44.457	201.7	1:14:48.217
23	1	2:52.224	47.479	1:20.143	44.602	195.9	1:17:40.441
24	1	2:52.155	47.470	1:19.966	45.719	194.0	1:20:33.596
25	1	2:52.069	47.286	1:20.176	44.607	201.7	1:23:25.665
26	1	2:51.841	47.650	1:19.772	44.419	200.1	1:26:17.506
27	1	2:51.820	47.418	1:19.951	44.451	195.5	1:29:09.326
28	1	2:54.410	48.550	1:21.135	44.725	189.7	1:32:03.736
29	1	3:32.173B	47.621	1:32.245	1:12.307	192.5	1:35:35.909
30	1	5:20.728	3:12.553	1:21.651	46.524	176.0	1:40:56.637
31	1	2:53.843	48.064	1:21.223	44.556	193.3	1:43:50.480
32	1	2:53.326	48.127	1:19.882	45.317	190.7	1:46:43.806
33	1	2:50.731	47.113	1:19.625	43.993	198.5	1:49:34.537
34	1	2:53.266	47.228	1:21.475	44.563	191.5	1:52:27.803
35	1	2:50.737	47.238	1:19.659	43.840	192.9	1:55:18.540
36	1	2:52.153	48.036	1:19.609	44.508	195.9	1:58:10.693
37	1	2:50.750	46.948	1:19.493	44.309	197.4	2:01:01.443
38	1	2:51.901	47.035	1:20.049	44.817	183.2	2:03:53.344

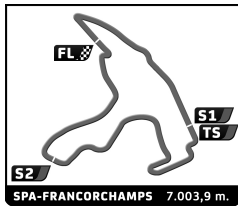
77 Shelby Cobra 289 1965							
1.Robin GREENHALGH							
2.Eric VAN DE POELE							
Lap	D	Time	Sector 1	Sector 2	Sector 3	T. Spd	Elapsed
1	1	3:10.493	57.118	1:25.222	48.153	175.1	3:10.493
2	1	3:03.732	50.604	1:26.261	46.867	179.1	6:14.225
3	1	3:18.609	54.196	1:25.348	59.065	146.1	9:32.834
4	1	4:31.332	1:15.525	1:39.675	1:36.132	109.5	14:04.166
5	1	3:57.935	1:29.241	1:40.873	47.821	92.6	18:02.101
6	1	3:02.086	49.944	1:24.970	47.172	159.7	21:04.187
7	1	3:01.081	50.463	1:22.790	47.828	176.9	24:05.268
8	1	3:00.187	50.334	1:23.539	46.314	162.8	27:05.455
9	1	2:59.093	49.287	1:23.700	46.106	178.4	30:04.548



SIXTIES' ENDURANCE SPA CLASSIC RACE

Sector Analysis

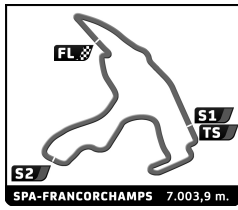
Lap under Red Flag											Invalidated Lap	Personal Best	Session Best	B Crossing the pit lane	
Lap	D	Time	Sector 1	Sector 2	Sector 3	T. Spd	Elapsed	Lap	D	Time	Sector 1	Sector 2	Sector 3	T. Spd	Elapsed
10	1	2:59.531	50.579	1:22.154	46.798	182.9	33:04.079	22	1	2:58.746	48.944	1:23.251	46.551	177.8	1:15:42.198
11	1	2:58.496	49.722	1:22.730	46.044	178.4	36:02.575	23	1	2:59.071	49.590	1:22.863	46.618	180.6	1:18:41.269
12	1	2:59.447	49.744	1:23.139	46.564	185.6	39:02.022	24	1	2:58.311	49.263	1:22.708	46.340	181.9	1:21:39.580
13	1	3:00.588	49.460	1:24.415	46.713	172.7	42:02.610	25	1	2:58.722	48.939	1:23.751	46.032	180.3	1:24:38.302
14	1	3:03.236	52.330	1:22.903	48.003	168.7	45:05.846	26	1	2:59.838	49.252	1:23.720	46.866	185.2	1:27:38.140
15	1	3:01.647	50.903	1:22.464	48.280	180.0	48:07.493	27	1	2:59.726	49.470	1:23.942	46.314	171.0	1:30:37.866
16	1	3:03.526	50.902	1:26.081	46.543	184.9	51:11.019	28	1	2:58.802	49.165	1:23.052	46.585	173.9	1:33:36.668
17	1	2:59.763	49.884	1:22.745	47.134	189.3	54:10.782	29	1	2:59.465	49.094	1:23.071	47.300	180.3	1:36:36.133
18	1	3:01.083	49.985	1:24.043	47.055	177.2	57:11.865	30	1	3:00.815	49.997	1:23.639	47.179	176.0	1:39:36.948
19	1	3:52.262 B	49.750	1:39.079	1:23.433	185.9	1:01:04.127	31	1	3:00.849	50.101	1:24.089	46.659	180.6	1:42:37.797
20	2	9:54.726	7:43.134	1:22.362	49.230	186.9	1:10:58.853	32	1	3:01.434	49.871	1:24.823	46.740	176.3	1:45:39.231
21	2	2:58.206	51.350	1:21.376	45.480	188.3	1:13:57.059	33	1	2:59.137	49.544	1:23.052	46.541	178.4	1:48:38.368
22	2	2:57.392	49.858	1:21.902	45.632	190.7	1:16:54.451	34	1	2:58.436	49.386	1:22.744	46.306	181.0	1:51:36.804
23	2	2:57.017	49.531	1:21.891	45.595	186.9	1:19:51.468	35	1	3:00.369	50.305	1:23.552	46.512	159.0	1:54:37.173
24	2	2:56.757	49.133	1:22.047	45.577	180.0	1:22:48.225	36	1	2:59.561	49.430	1:23.656	46.475	174.2	1:57:36.734
25	2	2:55.731	49.089	1:21.035	45.607	183.6	1:25:43.956	37	1	3:00.698	49.555	1:24.196	46.947	175.1	2:00:37.432
26	2	2:55.686	48.806	1:21.867	45.013	179.1	1:28:39.642	38	1	3:01.334	50.135	1:24.346	46.853	174.2	2:03:38.766
27	2	2:56.919	48.490	1:22.091	46.338	181.6	1:31:36.561	85 Shelby Cobra 289 1963 1.Christophe GADAIS 2.Romain BELLETESTE GT5							
28	2	2:55.189	48.586	1:20.915	45.688	183.2	1:34:31.750	1	1	3:12.936	58.894	1:26.792	47.250	172.7	3:12.936
29	2	2:54.937	48.411	1:20.650	45.876	184.9	1:37:26.687	2	1	3:02.109	50.912	1:24.419	46.778	162.3	6:15.045
30	2	2:56.560	49.031	1:21.674	45.855	185.2	1:40:23.247	3	1	3:19.094	55.470	1:26.985	56.639	147.7	9:34.139
31	2	2:54.715	48.974	1:20.578	45.163	186.9	1:43:17.962	4	1	4:31.195	1:15.598	1:38.835	1:36.762	92.3	14:05.334
32	2	2:55.693	48.332	1:21.358	46.003	182.9	1:46:13.655	5	1	3:57.112	1:29.006	1:41.062	47.044	86.9	18:02.446
33	2	2:55.075	48.985	1:20.981	45.109	182.6	1:49:08.730	6	1	3:01.006	49.830	1:23.399	47.777	169.3	21:03.452
34	2	2:53.736	48.712	1:20.227	44.797	185.9	1:52:02.466	7	1	2:58.211	49.575	1:22.795	45.841	175.4	24:01.663
35	2	2:54.832	47.970	1:21.527	45.335	184.5	1:54:57.298	8	1	2:58.973	49.270	1:23.669	46.034	176.3	27:00.636
36	2	2:55.851	49.050	1:21.267	45.534	174.5	1:57:53.149	9	1	2:57.717	48.960	1:23.062	45.695	177.8	29:58.353
37	2	2:54.724	48.852	1:20.998	44.874	178.7	2:00:47.873	10	1	2:59.873	48.925	1:24.390	46.558	179.4	32:58.226
38	2	2:56.510	48.912	1:21.501	46.097	178.7	2:03:44.383	11	1	2:57.553	48.698	1:22.540	46.315	180.0	35:55.779
81 Shelby Cobra 289 1965 1.Patrick BONNARDEL GT5															
1	1	3:11.351	57.284	1:25.610	48.457	171.0	3:11.351	12	1	2:56.621	48.801	1:22.221	45.599	181.6	38:52.400
2	1	3:01.121	49.939	1:24.129	47.053	177.5	6:12.472	13	1	2:58.141	49.251	1:23.239	45.251	190.4	41:50.541
3	1	3:17.190	49.660	1:24.873	1:02.657	176.9	9:29.662	14	1	2:56.375	48.500	1:22.729	45.146	190.0	44:46.916
4	1	4:31.196	1:15.369	1:39.841	1:35.986	114.1	14:00.858	15	1	2:57.392	48.471	1:22.560	46.361	187.9	47:44.308
5	1	3:58.594	1:29.245	1:42.017	47.332	87.6	17:59.452	16	1	2:56.404	48.275	1:22.503	45.626	180.6	50:40.712
6	1	2:59.251	48.801	1:23.798	46.652	170.7	20:58.703	17	1	2:57.181	48.644	1:23.043	45.494	189.0	53:37.893
7	1	2:59.690	48.950	1:23.581	47.159	167.9	23:58.393	18	1	2:58.123	48.676	1:23.054	46.393	191.1	56:36.016
8	1	3:01.137	49.359	1:24.800	46.978	157.8	26:59.530	19	1	3:38.142 B	48.765	1:25.267	1:24.110	181.3	1:00:14.158
9	1	2:57.942	48.422	1:22.863	46.657	184.5	29:57.472	20	2	9:51.572	7:38.382	1:26.151	47.039	155.1	1:10:05.730
10	1	2:59.737	48.139	1:24.667	46.931	181.3	32:57.209	21	2	3:01.822	50.070	1:24.235	47.517	183.9	1:13:07.552
11	1	2:57.108	48.227	1:22.871	46.010	185.2	35:54.317	22	2	3:00.792	49.875	1:23.027	47.890	183.2	1:16:08.344
12	1	2:57.715	48.611	1:23.201	45.903	178.1	38:52.032	23	2	3:00.032	49.329	1:23.758	46.945	177.8	1:19:08.376
13	1	3:00.548	49.531	1:24.862	46.155	184.5	41:52.580	24	2	3:01.537	49.614	1:25.510	46.413	176.6	1:22:09.913
14	1	3:00.152	49.388	1:24.138	46.626	172.7	44:52.732	25	2	2:59.532	49.192	1:22.620	47.720	180.6	1:25:09.445
15	1	2:57.495	48.322	1:22.858	46.315	173.6	47:50.227	26	2	2:59.181	49.770	1:23.658	45.753	184.5	1:28:08.626
16	1	2:59.821	49.135	1:23.365	47.321	174.8	50:50.048	27	2	3:01.588	50.370	1:23.513	47.705	178.4	1:31:10.214
17	1	2:59.539	48.669	1:23.608	47.262	172.1	53:49.587	28	2	2:59.658	49.252	1:23.322	47.084	178.7	1:34:09.872
18	1	3:08.561 B	48.844	1:23.781	55.936	180.3	56:58.148	29	2	2:58.814	49.789	1:23.369	45.656	180.6	1:37:08.686
19	1	9:48.404	7:34.279	1:26.101	48.024	164.4	1:06:46.552	30	2	2:57.924	49.327	1:22.941	45.656	181.0	1:40:06.610
20	1	2:59.042	49.246	1:23.169	46.627	191.8	1:09:45.594	31	2	2:57.334	49.357	1:22.232	45.745	172.7	1:43:03.944
21	1	2:57.858	48.547	1:22.877	46.434	184.5	1:12:43.452	32	2	2:57.834	49.730	1:22.798	45.306	173.9	1:46:01.778
								33	2	3:01.005	50.448	1:23.567	46.990	176.9	1:49:02.783



SIXTIES' ENDURANCE SPA CLASSIC RACE

Sector Analysis

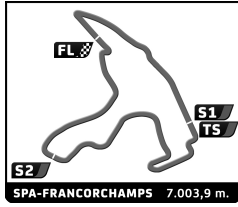
Lap under Red Flag														Invalidated Lap	Personal Best	Session Best	B Crossing the pit lane
Lap	D	Time	Sector 1	Sector 2	Sector 3	T. Spd	Elapsed	Lap	D	Time	Sector 1	Sector 2	Sector 3	T. Spd	Elapsed		
21	1	8:40.944	6:33.198	1:22.385	45.361	170.7	1:12:03.223	7	1	3:29.392	1:00.190	1:36.120	53.082	160.5	27:18.642		
22	1	2:53.719	48.219	1:20.468	45.032	182.6	1:14:56.942	8	1	3:27.257	1:00.121	1:33.977	53.159	163.3	30:45.899		
23	1	2:54.056	48.268	1:20.655	45.133	190.4	1:17:50.998	9	1	3:26.245	1:00.274	1:33.007	52.964	157.1	34:12.144		
24	1	2:54.519	48.380	1:20.612	45.527	187.9	1:20:45.517	10	1	3:23.158	59.291	1:31.312	52.555	166.0	37:35.302		
25	1	2:55.667	49.182	1:21.319	45.166	191.1	1:23:41.184	11	1	3:23.907	59.491	1:31.257	53.159	162.5	40:59.209		
26	1	2:55.504	47.936	1:22.089	45.479	184.9	1:26:36.688	12	1	3:26.264	59.809	1:34.083	52.372	168.2	44:25.473		
27	1	2:55.805	48.252	1:22.212	45.341	184.9	1:29:32.493	13	1	3:23.512	59.482	1:31.671	52.359	164.6	47:48.985		
28	1	2:53.996	48.029	1:20.590	45.377	188.3	1:32:26.489	14	1	3:23.438	58.743	1:31.396	53.299	169.0	51:12.423		
29	1	2:55.386	48.150	1:21.999	45.237	191.1	1:35:21.875	15	1	3:33.128 B	59.009	1:31.787	1:02.332	164.4	54:45.551		
30	1	2:55.441	48.190	1:21.200	46.051	192.9	1:38:17.316	16	1	9:24.973	6:56.287	1:35.528	53.158	104.6	1:04:10.524		
31	1	2:54.117	48.294	1:21.084	44.739	194.0	1:41:11.433	17	1	3:23.606	59.137	1:31.356	53.113	165.2	1:07:34.130		
32	1	2:55.038	47.819	1:21.672	45.547	185.2	1:44:06.471	18	1	3:26.851	1:00.293	1:31.430	55.128	163.3	1:11:00.981		
33	1	2:54.989	48.150	1:22.046	44.793	176.9	1:47:01.460	19	1	3:22.455	58.794	1:31.374	52.287	164.6	1:14:23.436		
34	1	2:54.487	48.662	1:21.161	44.664	191.1	1:49:55.947	20	1	3:24.512	59.355	1:31.005	54.152	163.1	1:17:47.948		
35	1	2:53.524	48.199	1:20.745	44.580	189.0	1:52:49.471	21	1	3:22.416	59.282	1:30.465	52.669	164.6	1:21:10.364		
36	1	2:54.702	48.661	1:21.226	44.815	190.4	1:55:44.173	22	1	3:20.979	58.451	1:30.270	52.258	167.1	1:24:31.343		
37	1	2:52.981	47.492	1:20.853	44.636	179.7	1:58:37.154	23	1	3:24.959	59.693	1:31.683	53.583	153.1	1:27:56.302		
38	1	2:55.306	47.851	1:21.636	45.819	191.8	2:01:32.460	24	1	3:27.372	1:00.941	1:33.215	53.216	145.4	1:31:23.674		
100 Jaguar E-Type 3.8 1965 1.Sébastien BERCHON GT4																	
1	1	3:10.749	58.847	1:24.894	47.008	182.2	3:10.749	25	1	3:23.942	59.488	1:31.085	53.369	164.1	1:34:47.616		
2	1	2:57.654	50.481	1:22.244	44.929	176.3	6:08.403	26	1	3:20.909	58.485	1:29.901	52.523	169.3	1:38:08.525		
3	1	3:19.464	50.145	1:23.655	1:05.664	193.3	9:27.867	27	1	3:21.690	58.893	1:30.227	52.570	163.8	1:41:30.215		
4	1	4:31.281	1:14.776	1:40.594	1:35.911	114.1	13:59.148	28	1	3:23.120	59.111	1:31.598	52.411	167.1	1:44:53.335		
5	1	3:57.048	1:28.734	1:42.311	46.003	86.7	17:56.196	29	1	3:21.013	58.490	1:30.615	51.908	170.4	1:48:14.348		
6	1	2:59.300	50.264	1:22.226	46.810	190.0	20:55.496	30	1	3:22.732	59.741	1:30.602	52.389	162.0	1:51:37.080		
7	1	2:58.083	50.370	1:22.044	45.669	182.9	23:53.579	31	1	3:19.692	58.274	1:29.298	52.120	167.1	1:54:56.772		
8	1	2:58.896	50.812	1:22.183	45.901	173.0	26:52.475	32	1	3:20.093	58.302	1:30.103	51.688	167.3	1:58:16.865		
9	1	3:00.148	50.800	1:22.254	47.094	176.3	29:52.623	33	1	3:21.481	58.620	1:30.720	52.141	166.8	2:01:38.346		
10	1	2:59.452	51.189	1:22.630	45.633	169.3	32:52.075	124 Lotus Elan 26R 1965 1.Ivan Petev IVANOV GT2 2.Ed MORRIS									
11	1	2:59.871	51.392	1:22.385	46.094	174.8	35:51.946	1	1	3:04.140	54.327	1:22.911	46.902	182.9	3:04.140		
12	1	2:58.609	50.735	1:22.208	45.666	181.9	38:50.555	2	1	2:58.075	50.742	1:21.407	45.926	193.3	6:02.215		
13	1	3:01.742	51.256	1:23.551	46.935	173.9	41:52.297	3	1	3:22.532	51.340	1:25.406	1:05.786	183.2	9:24.747		
14	1	3:02.682	51.369	1:24.137	47.176	185.9	44:54.979	4	1	4:31.339	1:13.739	1:41.543	1:36.057	140.6	13:56.086		
15	1	2:58.797	50.644	1:22.458	45.695	195.9	47:53.776	5	1	3:59.718	1:29.482	1:43.767	46.469	93.0	17:55.804		
16	1	2:59.340	50.986	1:22.575	45.779	177.2	50:53.116	6	1	3:04.196	51.830	1:25.089	47.277	181.3	21:00.000		
17	1	2:58.652	50.644	1:22.611	45.397	173.9	53:51.768	7	1	3:01.050	51.435	1:21.596	48.019	195.5	24:01.050		
18	1	10:52.477 B	50.912	1:46.916	8:14.649	180.0	1:04:44.245	8	1	3:02.004	51.239	1:23.047	47.718	192.9	27:03.054		
110 Porsche 904/6 Carrera GTS 1964 1.Dr Afschin FATEMI GT2																	
1	1	3:03.571	54.637	1:23.252	45.682	182.2	3:03.571	9	1	2:58.383	50.680	1:21.398	46.305	195.1	30:01.437		
2	1	2:57.132	50.590	1:20.581	45.961	200.9	6:00.703	10	1	3:01.582	51.758	1:21.579	48.245	197.4	33:03.019		
112 Alfa Romeo Giulia Sprint GTA 1965 1.Jouke JELGERHUIS SWILD GT2																	
1	1	3:57.906	1:25.431	1:37.683	54.792	139.5	3:57.906	11	1	2:57.779	50.429	1:21.824	45.526	198.1	36:00.798		
2	1	3:29.720	1:00.876	1:32.941	55.903	163.8	7:27.626	12	1	2:57.763	49.838	1:21.372	46.553	197.8	38:58.561		
3	1	4:50.949	1:17.567	2:08.796	1:24.586	79.9	12:18.575	13	1	3:15.896 B	51.452	1:21.450	1:02.994	198.1	42:14.457		
4	1	4:26.447	1:25.914	2:00.997	59.536	90.1	16:45.022	131 Porsche 911 2.0 1965 1.Jules DONCIEUX GT2 2.Marc DONCIEUX									
5	1	3:31.919	1:02.791	1:33.759	55.369	161.3	20:16.941	1	1	3:44.667	1:17.788	1:33.047	53.832	158.5	3:44.667		
6	1	3:32.309	1:00.315	1:34.750	57.244	164.4	23:49.250	2	1	3:21.477	58.970	1:30.335	52.172	174.8	7:06.144		
111 Porsche 911 2.0 1965 1.Jules DONCIEUX GT2 2.Marc DONCIEUX																	
1	1	3:44.667	1:17.788	1:33.047	53.832	158.5	3:44.667	3	1	5:04.131	1:30.248	2:11.834	1:22.049	73.7	12:10.275		
2	1	3:21.477	58.970	1:30.335	52.172	174.8	7:06.144	4	1	4:22.591	1:27.460	2:00.019	55.112	95.6	16:32.866		
3	1	5:04.131	1:30.248	2:11.834	1:22.049	73.7	12:10.275	5	1	3:24.905	58.931	1:34.222	51.752	177.5	19:57.771		
4	1	4:22.591	1:27.460	2:00.019	55.112	95.6	16:32.866										
5	1	3:24.905	58.931	1:34.222	51.752	177.5	19:57.771										



SIXTIES' ENDURANCE SPA CLASSIC RACE

Sector Analysis

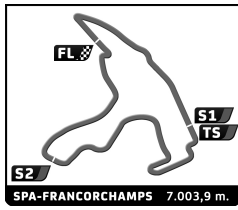
Lap under Red Flag											Invalidated Lap	Personal Best	Session Best	B Crossing the pit lane		
Lap	D	Time	Sector 1	Sector 2	Sector 3	T. Spd	Elapsed	Lap	D	Time	Sector 1	Sector 2	Sector 3	T. Spd	Elapsed	
139		Shelby Cobra 289 1963					GT5									
		1.Xavier DAYRAUT														
1	1	2:49.332	46.931	1:18.320	44.081	204.1	2:49.332	9	1	2:57.799	49.973	1:22.005	45.821	195.5	30:07.155	
2	1	2:48.636	46.951	1:18.252	43.433	208.2	5:37.968	10	1	2:58.490	49.877	1:22.477	46.136	186.9	33:05.645	
3	1	3:12.549	47.026	1:28.998	56.525	206.5	8:50.517	11	1	3:01.155	52.351	1:23.115	45.689	188.3	36:06.800	
4	1	3:44.560	1:06.938	1:36.989	1:00.633	116.2	12:35.077	12	1	2:59.499	50.172	1:23.203	46.124	190.0	39:06.299	
5	1	4:11.018	1:12.869	1:58.947	59.202	113.3	16:46.095	13	1	2:58.360	50.272	1:21.880	46.208	191.1	42:04.659	
6	1	2:53.760	48.294	1:21.443	44.023	180.3	19:39.855	14	1	2:59.991	49.844	1:22.543	47.604	194.7	45:04.650	
7	1	2:49.563	46.688	1:18.287	44.588	204.5	22:29.418	15	1	2:59.200	51.077	1:21.796	46.327	197.4	48:03.850	
8	1	2:49.801	46.835	1:19.054	43.912	210.4	25:19.219	16	1	2:57.944	50.199	1:21.755	45.990	196.2	51:01.794	
9	1	2:50.615	47.357	1:19.675	43.583	203.3	28:09.834	17	1	2:57.509	50.002	1:21.813	45.694	196.2	53:59.303	
10	1	2:51.167	48.143	1:19.309	43.715	210.8	31:01.001	18	1	2:58.633	50.584	1:21.896	46.153	186.6	56:57.936	
11	1	2:52.308	49.013	1:19.287	44.008	190.0	33:53.309	19	1	3:44.281 B	50.028	1:23.167	1:31.086	194.0	1:00:42.217	
12	1	2:53.843	47.810	1:20.600	45.433	198.5	36:47.152	20	1	8:34.845	6:26.345	1:22.597	45.903	186.2	1:09:17.062	
13	1	2:51.718	47.168	1:20.718	43.832	200.1	39:38.870	21	1	2:58.407	50.175	1:22.066	46.166	189.7	1:12:15.469	
14	1	2:49.774	47.325	1:18.530	43.919	207.4	42:28.644	22	1	2:58.851	51.276	1:21.686	45.889	195.1	1:15:14.320	
15	1	2:51.015	47.335	1:19.582	44.098	206.1	45:19.659	23	1	2:56.969	49.822	1:21.572	45.575	195.9	1:18:11.289	
16	1	2:51.820	46.929	1:19.502	45.389	207.4	48:11.479	24	1	2:58.109	50.093	1:22.026	45.990	198.5	1:21:09.398	
17	1	2:51.668	47.329	1:20.075	44.264	205.7	51:03.147	25	1	2:58.316	50.099	1:21.882	46.335	191.8	1:24:07.714	
18	1	2:51.116	47.516	1:19.551	44.049	202.9	53:54.263	26	1	2:59.333	50.530	1:22.302	46.501	191.8	1:27:07.047	
19	1	2:50.955	47.471	1:19.354	44.130	200.1	56:45.218	27	1	2:58.729	50.631	1:22.218	45.880	198.1	1:30:05.776	
20	1	3:35.616 B	47.288	1:20.735	1:27.593	200.5	1:00:20.834	28	1	2:56.239	49.603	1:21.214	45.422	198.1	1:33:02.015	
21	1	10:16.441	8:06.901	1:20.196	49.344	197.8	1:10:37.275	29	1	2:58.704	50.315	1:22.330	46.059	198.1	1:36:00.719	
22	1	2:52.799	47.818	1:20.883	44.098	209.5	1:13:30.074	30	1	2:59.328	49.742	1:22.664	46.922	199.7	1:39:00.047	
23	1	2:51.474	47.330	1:19.306	44.838	205.7	1:16:21.548	31	1	3:00.049	50.392	1:23.022	46.635	184.2	1:42:00.096	
24	1	2:52.497	47.840	1:19.778	44.879	190.4	1:19:14.045	32	1	2:59.703	50.656	1:22.972	46.075	196.6	1:44:59.799	
25	1	2:52.696	47.831	1:19.613	45.252	204.9	1:22:06.741	33	1	2:58.974	50.124	1:23.077	45.773	193.6	1:47:58.773	
26	1	2:50.224	47.300	1:19.232	43.692	204.9	1:24:56.965	34	1	3:00.819	50.290	1:23.979	46.550	182.2	1:50:59.592	
27	1	2:51.071	47.938	1:19.278	43.855	200.1	1:27:48.036	35	1	2:59.282	49.987	1:23.623	45.672	173.0	1:53:58.874	
28	1	2:50.819	47.575	1:19.357	43.887	207.4	1:30:38.855	36	1	2:59.399	50.164	1:22.664	46.571	196.2	1:56:58.273	
29	1	2:50.784	47.762	1:19.222	43.800	203.7	1:33:29.639	37	1	2:58.231	50.263	1:22.266	45.702	194.7	1:59:56.504	
30	1	2:52.709	48.246	1:19.803	44.660	197.0	1:36:22.348	38	1	3:04.997	49.446	1:21.540	54.011	191.8	2:03:01.501	
31	1	2:52.438	48.180	1:19.991	44.267	202.5	1:39:14.786									
32	1	2:54.681	48.352	1:20.444	45.885	200.5	1:42:09.467									
33	1	2:51.432	48.072	1:19.100	44.260	200.1	1:45:00.899									
34	1	2:52.154	48.066	1:19.214	44.874	202.9	1:47:53.053									
35	1	2:52.164	48.281	1:19.598	44.285	202.9	1:50:45.217									
36	1	2:52.164	48.210	1:19.429	44.525	209.1	1:53:37.381									
37	1	2:52.553	48.067	1:19.853	44.633	201.3	1:56:29.934									
38	1	2:58.219	50.725	1:20.924	46.570	183.9	1:59:28.153									
39	1	2:54.605	49.120	1:20.326	45.159	190.4	2:02:22.758									
147		Jaguar E-Type Coupé 3.8 1965					GT4									
		1.Guy GRANT														
		2.Mark HALES														
1	1	3:36.071	1:16.414	1:29.316	50.341	164.6	3:36.071	1	1	3:10.034	52.964	1:28.457	48.613	186.6	6:46.105	
2	1	3:10.034	52.964	1:28.457	48.613	186.6	6:46.105	3	1	3:21.356	1:00.055	1:31.330	49.971	129.6	10:07.461	
3	1	3:21.356	1:00.055	1:31.330	49.971	129.6	10:07.461	4	1	4:14.372	1:01.341	1:34.559	1:38.472	97.8	14:21.833	
4	1	4:14.372	1:01.341	1:34.559	1:38.472	97.8	14:21.833	5	1	3:55.336	1:27.529	1:38.785	49.022	87.6	18:17.169	
5	1	3:55.336	1:27.529	1:38.785	49.022	87.6	18:17.169	6	1	3:07.029	51.287	1:25.905	49.837	168.4	21:24.198	
6	1	3:07.029	51.287	1:25.905	49.837	168.4	21:24.198	7	1	3:05.661	50.655	1:26.798	48.208	176.6	24:29.859	
7	1	3:05.661	50.655	1:26.798	48.208	176.6	24:29.859	8	1	3:05.386	52.022	1:25.993	47.371	184.2	27:35.245	
8	1	3:05.386	52.022	1:25.993	47.371	184.2	27:35.245	9	1	3:02.889	50.427	1:26.139	46.323	167.9	30:38.134	
9	1	3:02.889	50.427	1:26.139	46.323	167.9	30:38.134	10	1	3:04.415	52.750	1:25.128	46.537	182.9	33:42.549	
10	1	3:04.415	52.750	1:25.128	46.537	182.9	33:42.549	11	1	3:01.808	50.456	1:24.617	46.735	175.7	36:44.357	
11	1	3:01.808	50.456	1:24.617	46.735	175.7	36:44.357	12	1	3:15.718	55.762	1:29.044	50.912	191.5	40:00.075	
12	1	3:15.718	55.762	1:29.044	50.912	191.5	40:00.075	13	1	3:42.180 B	1:00.690	1:33.855	1:07.635	166.8	43:42.255	
13	1	3:42.180 B	1:00.690	1:33.855	1:07.635	166.8	43:42.255									
161		Austin-Healey 3000 Mk II 1962					GT3									
		1.Serge LIBENS														
		2.Jean-André COLLARD														
1	2	3:20.190	1:07.842	1:24.270	48.078	168.4	3:20.190	1	2	3:04.143	52.680	1:23.590	47.873	186.6	6:24.333	
2	2	3:04.143	52.680	1:23.590	47.873	186.6	6:24.333	3	2	3:23.082	58.255	1:33.720	51.107	144.6	9:47.415	
3	2	3:23.082	58.255	1:33.720	51.107	144.6	9:47.415	4	2	4:28.663	1:14.233	1:34.967	1:39.463	94.7	14:16.078	
4	2	4:28.663	1:14.233	1:34.967	1:39.463	94.7	14:16.078									



SIXTIES' ENDURANCE SPA CLASSIC RACE

Sector Analysis

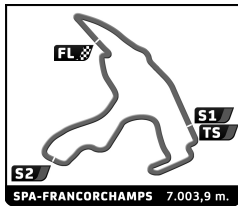
Lap under Red Flag								Invalidated Lap		Personal Best		Session Best		B Crossing the pit lane	
Lap	D	Time	Sector 1	Sector 2	Sector 3	T. Spd	Elapsed	Lap	D	Time	Sector 1	Sector 2	Sector 3	T. Spd	Elapsed
5	2	3:53.569	1:27.680	1:37.963	47.926	81.6	18:09.647	19	1	4:17.082	B 50.810	1:49.777	1:36.495	192.9	1:01:51.390
6	2	3:03.232	51.905	1:23.816	47.511	178.4	21:12.879	20	1	11:27.898	9:15.473	1:25.599	46.826	183.2	1:13:19.288
7	2	3:03.538	52.093	1:23.901	47.544	186.9	24:16.417	21	1	3:02.393	52.350	1:23.361	46.682	184.2	1:16:21.681
8	2	3:03.417	52.071	1:23.296	48.050	187.6	27:19.834	22	1	3:03.077	52.009	1:23.959	47.109	177.8	1:19:24.758
9	2	3:02.660	51.988	1:23.560	47.112	184.9	30:22.494	23	1	3:03.088	51.157	1:24.511	47.420	178.1	1:22:27.846
10	2	3:03.398	52.598	1:23.644	47.156	174.2	33:25.892	24	1	3:06.442	52.451	1:26.621	47.370	175.4	1:25:34.288
11	2	3:03.947	52.185	1:23.833	47.929	184.9	36:29.839	25	1	3:02.226	51.289	1:24.105	46.832	175.4	1:28:36.514
12	2	3:07.020	52.626	1:24.646	49.748	182.6	39:36.859	26	1	3:01.089	51.263	1:22.979	46.847	186.6	1:31:37.603
13	2	3:04.038	52.211	1:24.397	47.430	165.4	42:40.897	27	1	3:02.089	50.927	1:24.358	46.804	176.0	1:34:39.692
14	2	3:03.568	52.590	1:23.805	47.173	187.9	45:44.465	28	1	3:00.593	51.023	1:23.071	46.499	191.8	1:37:40.285
15	2	3:02.070	51.789	1:22.982	47.299	186.6	48:46.535	29	1	3:02.921	52.847	1:23.335	46.739	167.9	1:40:43.206
16	2	3:04.221	52.421	1:24.137	47.663	180.0	51:50.756	30	1	3:02.804	51.987	1:23.869	46.948	190.4	1:43:46.010
17	2	3:03.046	52.231	1:23.392	47.423	181.3	54:53.802	31	1	3:01.592	50.730	1:24.171	46.691	185.2	1:46:47.602
18	2	3:05.735	52.323	1:24.591	48.821	185.6	57:59.537	32	1	3:13.914	1:02.966	1:23.314	47.634	178.7	1:50:01.516
19	2	4:12.421	B 53.064	1:52.952	1:26.405	172.1	1:02:11.958	33	1	3:10.213	56.454	1:23.492	50.267	171.0	1:53:11.729
20	1	9:45.040	7:25.057	1:28.990	50.993	161.0	1:11:56.998	34	1	3:02.672	51.460	1:24.542	46.670	182.9	1:56:14.401
21	1	3:10.490	54.652	1:26.473	49.365	170.1	1:15:07.488	35	1	3:17.273	1:03.071	1:25.622	48.580	165.7	1:59:31.674
22	1	3:09.879	54.142	1:27.199	48.538	166.2	1:18:17.367	36	1	3:12.053	54.884	1:25.203	51.966	171.0	2:02:43.727
23	1	3:10.021	54.223	1:26.541	49.257	170.4	1:21:27.388	169 Chevrolet Corvette C1 Phase 2 1960 1. Michel GROSFILLIER GT5							
24	1	3:09.379	53.243	1:26.232	49.904	174.8	1:24:36.767	1	1	3:56.679	1:23.689	1:38.893	54.097	134.9	3:56.679
25	1	3:09.500	53.630	1:26.892	48.978	161.3	1:27:46.267	2	1	3:29.423	58.183	1:36.470	54.770	141.4	7:26.102
26	1	3:15.352	55.474	1:29.710	50.168	151.0	1:31:01.619	3	1	4:51.354	1:17.336	2:09.724	1:24.294	79.9	12:17.456
27	1	3:09.979	52.998	1:27.073	49.908	177.5	1:34:11.598	4	1	4:25.616	1:25.976	2:01.394	58.246	91.7	16:43.072
28	1	3:07.435	52.985	1:25.360	49.090	181.6	1:37:19.033	5	1	3:32.500	59.530	1:38.179	54.791	142.8	20:15.572
29	1	3:07.710	52.591	1:26.616	48.503	177.8	1:40:26.743	6	1	3:32.596	58.380	1:37.412	56.804	135.4	23:48.168
30	1	3:10.566	52.930	1:28.008	49.628	171.5	1:43:37.309	7	1	3:33.464	58.516	1:40.901	54.047	132.6	27:21.632
31	1	3:09.569	54.042	1:25.873	49.654	171.5	1:46:46.878	8	1	3:29.589	58.830	1:37.303	53.456	133.1	30:51.221
32	1	3:17.165	52.906	1:26.639	57.620	166.5	1:50:04.043	9	1	3:33.771	1:00.923	1:38.674	54.174	141.2	34:24.992
33	1	3:09.286	54.426	1:25.427	49.433	159.5	1:53:13.329	10	1	3:30.568	57.754	1:37.792	55.022	139.7	37:55.560
34	1	3:06.437	52.304	1:24.810	49.323	186.2	1:56:19.766	11	1	3:31.529	58.408	1:38.317	54.804	138.0	41:27.089
35	1	3:09.760	54.860	1:25.123	49.777	175.4	1:59:29.526	12	1	3:32.562	58.325	1:36.879	57.358	142.6	44:59.651
36	1	3:06.440	52.368	1:25.063	49.009	175.1	2:02:35.966	13	1	3:43.804	B 59.241	1:38.993	1:05.570	143.0	48:43.455
165 Jaguar E-Type Coupé 3.8 1964 1. Hervé TREMBLAYE GT4							14	1	10:02.009	7:25.129	1:39.724	57.156	131.2	58:45.464	
1	1	3:16.323	1:02.234	1:25.851	48.238	182.2	3:16.323	15	1	4:29.369	1:15.810	1:56.155	1:17.404	105.4	1:03:14.833
2	1	3:02.325	51.692	1:23.261	47.372	188.6	6:18.648	16	1	3:29.440	58.698	1:36.439	54.303	135.8	1:06:44.273
3	1	3:22.393	54.372	1:33.644	54.377	147.7	9:41.041	17	1	3:28.825	57.995	1:36.518	54.312	144.8	1:10:13.098
4	1	4:29.892	1:16.177	1:36.125	1:37.590	98.8	14:10.933	18	1	3:29.579	58.932	1:36.502	54.145	134.0	1:13:42.677
5	1	3:54.897	1:27.945	1:38.719	48.233	76.1	18:05.830	19	1	3:25.806	57.505	1:34.885	53.416	148.0	1:17:08.483
6	1	3:03.655	51.644	1:23.941	48.070	174.2	21:09.485	20	1	3:30.100	59.340	1:35.007	55.753	137.8	1:20:38.583
7	1	3:01.921	51.303	1:23.540	47.078	193.3	24:11.406	21	1	3:29.394	59.646	1:34.955	54.793	133.1	1:24:07.977
8	1	3:02.776	51.298	1:24.110	47.368	192.2	27:14.182	22	1	3:31.429	59.322	1:37.050	55.057	130.1	1:27:39.406
9	1	3:02.190	50.804	1:23.307	48.079	184.2	30:16.372	23	1	3:34.899	59.612	1:39.485	55.802	141.8	1:31:14.305
10	1	3:03.088	51.518	1:24.063	47.507	191.8	33:19.460	180 Jaguar E-Type 3.8 1965 1. Lee MOWLE GT4 2. Phil KEEN							
11	1	3:03.426	51.423	1:24.850	47.153	194.0	36:22.886	1	1	2:54.840	48.977	1:19.735	46.128	181.0	2:54.840
12	1	3:01.789	51.857	1:23.316	46.616	189.0	39:24.675	2	1	2:52.742	47.856	1:19.694	45.192	187.6	5:47.582
13	1	3:01.792	51.460	1:23.819	46.513	184.5	42:26.467	3	1	3:26.257	47.869	1:30.993	1:07.395	192.9	9:13.839
14	1	3:02.238	51.899	1:23.583	46.756	185.2	45:28.705	4	1	4:33.596	1:08.893	1:48.742	1:35.961	130.7	13:47.435
15	1	3:02.188	51.180	1:22.777	48.231	181.0	48:30.893	5	1	4:01.819	1:28.986	1:47.618	45.215	88.8	17:49.254
16	1	3:01.106	51.960	1:22.892	46.254	183.9	51:31.999	6	1	2:54.285	47.758	1:20.448	46.079	185.2	20:43.539
17	1	3:00.548	51.028	1:23.094	46.426	177.5	54:32.547								
18	1	3:01.761	51.188	1:23.601	46.972	202.5	57:34.308								



SIXTIES' ENDURANCE SPA CLASSIC RACE

Sector Analysis

Lap under Red Flag											Invalidated Lap	Personal Best	Session Best	B Crossing the pit lane	
Lap	D	Time	Sector 1	Sector 2	Sector 3	T. Spd	Elapsed	Lap	D	Time	Sector 1	Sector 2	Sector 3	T. Spd	Elapsed
7	1	2:56.476	48.595	1:20.818	47.063	179.7	23:40.015	18	1	9:31.126	7:12.050	1:28.129	50.947	160.3	1:08:58.730
8	1	2:56.384	47.786	1:21.858	46.740	181.0	26:36.399	19	1	3:13.452	55.968	1:27.082	50.402	173.3	1:12:12.182
9	1	2:55.294	47.699	1:21.104	46.491	170.7	29:31.693	20	1	3:15.126	56.648	1:28.104	50.374	174.5	1:15:27.308
10	1	2:54.305	47.994	1:20.381	45.930	178.4	32:25.998	21	1	3:14.149	55.660	1:28.313	50.176	180.0	1:18:41.457
11	1	2:54.390	47.904	1:20.840	45.646	188.6	35:20.388	22	1	3:15.129	55.473	1:28.174	51.482	177.5	1:21:56.586
12	1	2:54.495	47.794	1:20.989	45.712	195.5	38:14.883	23	1	3:15.306	56.253	1:27.883	51.170	169.3	1:25:11.892
13	1	2:54.173	48.597	1:20.348	45.228	176.6	41:09.056	24	1	3:14.135	55.996	1:27.779	50.360	165.4	1:28:26.027
14	1	2:55.710	49.675	1:20.197	45.838	186.6	44:04.766	25	1	3:16.419	55.822	1:27.863	52.734	177.8	1:31:42.446
15	1	2:54.696	48.184	1:20.280	46.232	185.2	46:59.462	26	1	3:14.156	56.225	1:27.524	50.407	176.9	1:34:56.602
16	1	2:55.244	47.828	1:21.938	45.478	190.7	49:54.706	27	1	3:14.403	56.227	1:27.272	50.904	173.9	1:38:11.005
17	1	2:55.154	48.735	1:20.398	46.021	177.8	52:49.860	28	1	3:12.091	55.561	1:26.517	50.013	167.6	1:41:23.096
18	1	3:04.204 B	48.813	1:21.534	53.857	183.9	55:54.064	29	1	3:11.941	55.085	1:27.115	49.741	177.8	1:44:35.037
19	2	10:47.011	8:40.830	1:20.013	46.168	177.5	1:06:41.075	30	1	3:13.431	55.538	1:28.478	49.415	177.8	1:47:48.468
20	2	2:51.133	47.945	1:19.338	43.850	195.1	1:09:32.208	31	1	3:12.557	55.162	1:27.175	50.220	169.6	1:51:01.025
21	2	2:50.334	48.093	1:18.166	44.075	189.0	1:12:22.542	32	1	3:13.453	55.278	1:27.837	50.338	178.1	1:54:14.478
22	2	2:50.858	46.993	1:19.534	44.331	196.2	1:15:13.400	33	1	3:13.355	55.092	1:27.500	50.763	170.7	1:57:27.833
23	2	2:48.868	46.772	1:17.970	44.126	200.9	1:18:02.268	34	1	3:16.511	55.141	1:29.492	51.878	171.8	2:00:44.344
24	2	2:48.840	46.894	1:18.082	43.864	194.7	1:20:51.108	35	1	3:10.625	54.717	1:25.846	50.062	181.3	2:03:54.969
25	2	2:48.926	46.726	1:18.565	43.635	186.6	1:23:40.034	185 Lotus Elan 26R 1964							
26	2	2:48.025	46.731	1:17.928	43.366	191.8	1:26:28.059	1. Stephen BOND							
27	2	2:48.749	46.782	1:17.983	43.984	201.3	1:29:16.808	2. Cliff GRAY							
28	2	2:49.849	46.787	1:19.040	44.022	192.5	1:32:06.657	1	1	3:44.952	1:24.332	1:30.213	50.407	159.5	3:44.952
29	2	2:48.846	46.809	1:18.423	43.614	191.1	1:34:55.503	2	1	3:13.289	56.954	1:26.675	49.660	169.0	6:58.241
30	2	2:48.833	46.782	1:18.624	43.427	194.0	1:37:44.336	3	1	3:23.149	1:00.637	1:30.987	51.525	149.0	10:21.390
31	2	2:48.579	47.518	1:17.763	43.298	190.7	1:40:32.915	4	1	4:06.088	55.313	1:29.941	1:40.834	160.3	14:27.478
32	2	2:48.202	46.401	1:18.506	43.295	199.3	1:43:21.117	5	1	3:53.513	1:25.922	1:37.961	49.630	82.3	18:20.991
33	2	2:47.138	46.365	1:17.769	43.004	194.4	1:46:08.255	6	1	3:06.837	53.135	1:24.109	49.593	186.6	21:27.828
34	2	2:49.244	46.458	1:18.472	44.314	195.5	1:48:57.499	7	1	3:09.434	54.357	1:26.395	48.682	173.9	24:37.262
35	2	2:47.479	46.539	1:17.922	43.018	192.2	1:51:44.978	8	1	3:03.502	51.509	1:24.577	47.416	191.8	27:40.764
36	2	2:46.964	46.421	1:17.523	43.020	195.9	1:54:31.942	9	1	3:06.054	51.461	1:25.605	48.988	186.2	30:46.818
37	2	2:47.821	46.269	1:18.161	43.391	194.7	1:57:19.763	10	1	3:05.359	52.548	1:24.301	48.510	183.2	33:52.177
38	2	2:46.835	46.487	1:17.294	43.054	195.9	2:00:06.598	11	1	3:05.901	53.312	1:24.448	48.141	191.5	36:58.078
39	2	2:48.274	46.083	1:17.309	44.882	200.9	2:02:54.872	12	1	3:08.117	52.358	1:26.594	49.165	188.3	40:06.195
181 Porsche 911 2.0 1965							GT2								
1. Patrick PUGIN															
1	1	3:52.445	1:24.529	1:34.784	53.132	139.7	3:52.445	13	1	3:09.555	54.140	1:25.492	49.923	183.6	43:15.750
2	1	3:22.105	57.099	1:33.110	51.896	161.3	7:14.550	14	1	3:08.865	53.951	1:26.063	48.851	175.4	46:24.615
3	1	4:58.999	1:25.062	2:11.418	1:22.519	69.5	12:13.549	15	1	3:06.535	51.953	1:25.646	48.936	185.9	49:31.150
4	1	4:21.162	1:27.520	2:00.438	53.204	94.0	16:34.711	16	1	3:10.471	52.489	1:27.986	49.996	177.2	52:41.621
5	1	3:20.057	57.569	1:31.186	51.302	151.7	19:54.768	17	1	3:07.493	52.718	1:25.624	49.151	184.5	55:49.114
6	1	3:15.630	55.787	1:28.327	51.516	177.8	23:10.398	18	1	3:11.734	53.177	1:26.182	52.375	182.9	59:00.848
7	1	3:15.957	56.494	1:28.681	50.782	173.9	26:26.355	19	1	4:42.996 B	1:33.785	2:01.194	1:08.017	84.8	1:03:43.844
8	1	3:16.628	55.767	1:29.752	51.109	176.6	29:42.983	20	2	9:15.191	6:41.689	1:43.062	50.440	156.3	1:12:59.035
9	1	3:19.242	57.679	1:29.025	52.538	168.4	33:02.225	21	2	3:10.600	53.513	1:26.931	50.156	170.1	1:16:09.635
10	1	3:18.761	57.427	1:28.162	53.172	175.1	36:20.986	22	2	3:05.660	51.707	1:26.302	47.651	169.0	1:19:15.295
11	1	3:16.137	56.133	1:28.465	51.539	176.0	39:37.123	23	2	3:06.893	52.931	1:26.283	47.679	183.9	1:22:22.188
12	1	3:20.372	56.366	1:30.973	53.033	182.2	42:57.495	24	2	3:07.216	53.401	1:25.477	48.338	178.7	1:25:29.404
13	1	3:14.836	56.178	1:28.175	50.483	177.2	46:12.331	25	2	3:03.474	52.678	1:23.780	47.016	187.3	1:28:32.878
14	1	3:14.291	56.228	1:27.414	50.649	166.5	49:26.622	26	2	3:05.656	51.807	1:25.253	48.596	179.7	1:31:38.534
15	1	3:14.552	56.212	1:26.834	51.506	173.9	52:41.174	27	2	3:02.694	51.500	1:24.025	47.169	180.0	1:34:41.228
16	1	3:14.771	55.804	1:28.337	50.630	174.5	55:55.945	28	2	3:00.804	50.984	1:23.171	46.649	185.9	1:37:42.032
17	1	3:31.659 B	56.536	1:27.098	1:08.025	182.2	59:27.604	29	2	3:02.770	51.830	1:23.924	47.016	174.2	1:40:44.802
								30	2	3:02.517	52.241	1:23.607	46.669	189.7	1:43:47.319
								31	2	3:00.916	51.659	1:23.102	46.155	181.9	1:46:48.235
								32	2	3:02.245	51.919	1:23.304	47.022	181.6	1:49:50.480



SIXTIES' ENDURANCE SPA CLASSIC RACE

Sector Analysis

Lap under Red Flag Invalidated Lap Personal Best Session Best Crossing the pit lane

Lap	D	Time	Sector 1	Sector 2	Sector 3	T. Spd	Elapsed	Lap	D	Time	Sector 1	Sector 2	Sector 3	T. Spd	Elapsed
33	2	3:03.813	51.639	1:25.152	47.022	177.2	1:52:54.293	6	2	3:03.873	53.054	1:23.039	47.780	191.5	21:14.633
34	2	3:02.993	51.231	1:24.994	46.768	185.2	1:55:57.286	7	2	3:04.951	53.011	1:23.571	48.369	190.4	24:19.584
35	2	3:07.503	53.593	1:25.788	48.122	186.2	1:59:04.789	8	2	3:05.228	53.688	1:23.607	47.933	188.6	27:24.812
36	2	3:05.208	51.740	1:25.834	47.634	179.1	2:02:09.997	9	2	3:05.952	54.138	1:23.890	47.924	184.5	30:30.764

188 Ferrari 275 GTB 1965
 1. Andreas ROLNER
 2. Lars ROLNER
 GT3

1	1	3:25.751	1:13.557	1:24.552	47.642	182.6	3:25.751
2	1	2:59.115	49.443	1:23.049	46.623	178.7	6:24.866
3	1	3:20.384	55.019	1:32.429	52.936	128.1	9:45.250
4	1	4:29.435	1:15.300	1:35.255	1:38.880	96.7	14:14.685
5	1	3:53.594	1:27.290	1:39.280	47.024	76.1	18:08.279
6	1	2:58.607	48.868	1:23.325	46.414	177.2	21:06.886
7	1	2:59.422	49.592	1:23.291	46.539	168.7	24:06.308
8	1	2:57.435	48.773	1:22.990	45.672	169.8	27:03.743
9	1	2:56.201	48.783	1:21.561	45.857	181.9	29:59.944
10	1	3:02.002	49.824	1:24.026	48.152	170.7	33:01.946
11	1	2:56.291	48.995	1:21.843	45.453	180.3	35:58.237
12	1	2:58.106	49.457	1:22.424	46.225	166.5	38:56.343
13	1	2:57.114	49.016	1:22.125	45.973	173.6	41:53.457
14	1	3:00.306	49.513	1:23.745	47.048	178.1	44:53.763
15	1	2:56.382	48.281	1:22.336	45.765	168.2	47:50.145
16	1	2:57.836	48.257	1:23.471	46.108	180.3	50:47.981
17	1	2:56.140	48.367	1:21.947	45.826	182.2	53:44.121
18	1	2:58.881	49.706	1:23.100	46.075	181.3	56:43.002
19	1	3:56.009	B 49.727	1:24.342	1:41.940	176.9	1:00:39.011
20	2	9:09.159	6:57.136	1:24.800	47.223	171.8	1:09:48.170
21	2	2:59.724	50.303	1:23.653	45.768	190.4	1:12:47.894
22	2	3:04.033	51.941	1:25.116	46.976	180.0	1:15:51.927
23	2	3:04.367	51.128	1:25.394	47.845	167.3	1:18:56.294
24	2	3:01.612	51.253	1:24.020	46.339	168.2	1:21:57.906
25	2	3:00.075	51.403	1:23.058	45.614	176.9	1:24:57.981
26	2	3:00.986	51.711	1:22.582	46.693	162.8	1:27:58.967
27	2	3:00.338	49.496	1:23.925	46.917	183.9	1:30:59.305
28	2	3:01.244	50.818	1:24.333	46.093	165.7	1:34:00.549
29	2	3:00.614	50.232	1:23.578	46.804	182.6	1:37:01.163
30	2	3:01.639	50.751	1:23.897	46.991	174.8	1:40:02.802
31	2	2:59.031	50.365	1:23.059	45.607	178.1	1:43:01.833
32	2	2:58.943	50.136	1:23.210	45.597	178.1	1:46:00.776
33	2	3:00.363	50.888	1:23.498	45.977	180.0	1:49:01.139
34	2	3:16.275	1:03.932	1:25.960	46.383	178.1	1:52:17.414
35	2	3:00.799	51.410	1:23.040	46.349	176.0	1:55:18.213
36	2	3:00.822	50.644	1:23.488	46.690	184.2	1:58:19.035
37	2	3:02.702	51.042	1:24.709	46.951	175.1	2:01:21.737
38	2	3:01.909	49.861	1:24.336	47.712	183.6	2:04:23.646

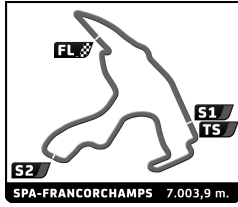
190 Porsche 911 2.0 1965
 1. Jose Ruben ZANCHETTA
 2. Julian LEPPHAILLE
 GT2

1	2	3:23.935	1:09.070	1:26.147	48.718	190.0	3:23.935
2	2	3:06.591	53.876	1:24.675	48.040	188.6	6:30.526
3	2	3:17.859	56.569	1:29.988	51.302	147.3	9:48.385
4	2	4:28.298	1:14.161	1:34.760	1:39.377	83.9	14:16.683
5	2	3:54.077	1:27.442	1:37.804	48.831	81.9	18:10.760

6	2	3:03.873	53.054	1:23.039	47.780	191.5	21:14.633
7	2	3:04.951	53.011	1:23.571	48.369	190.4	24:19.584
8	2	3:05.228	53.688	1:23.607	47.933	188.6	27:24.812
9	2	3:05.952	54.138	1:23.890	47.924	184.5	30:30.764
10	2	3:05.467	53.787	1:23.720	47.960	187.9	33:36.231
11	2	3:06.444	53.891	1:24.157	48.396	187.3	36:42.675
12	2	3:05.418	53.701	1:24.260	47.457	188.6	39:48.093
13	2	3:05.531	53.371	1:23.764	48.396	189.7	42:53.624
14	2	3:06.757	54.026	1:24.801	47.930	173.0	46:00.381
15	2	3:06.228	53.568	1:24.479	48.181	186.6	49:06.609
16	2	3:06.742	53.591	1:24.337	48.814	184.9	52:13.351
17	2	3:06.524	54.293	1:24.238	47.993	185.9	55:19.875
18	2	3:06.713	53.923	1:23.808	48.982	186.6	58:26.588
19	2	4:25.157	1:14.871	1:55.414	1:14.872	82.8	1:02:51.745
20	2	3:06.576	54.179	1:24.296	48.101	183.6	1:05:58.321
21	2	3:13.700	B 53.862	1:24.327	55.511	185.9	1:09:12.021
22	1	8:50.023	6:29.140	1:29.175	51.708	161.0	1:18:02.044
23	1	3:16.595	56.153	1:29.646	50.796	181.9	1:21:18.639
24	1	3:12.969	55.613	1:25.992	51.364	182.9	1:24:31.608
25	1	3:13.506	55.172	1:27.479	50.855	178.4	1:27:45.114
26	1	3:16.731	56.175	1:28.722	51.834	169.3	1:31:01.845
27	1	3:13.352	55.442	1:26.975	50.935	185.2	1:34:15.197
28	1	3:13.475	55.356	1:26.448	51.671	172.1	1:37:28.672
29	1	3:13.275	55.438	1:27.129	50.708	182.6	1:40:41.947
30	1	3:16.440	57.108	1:27.095	52.237	184.9	1:43:58.387
31	1	3:14.578	56.046	1:28.505	50.027	170.4	1:47:12.965
32	1	3:13.160	55.696	1:27.306	50.158	178.4	1:50:26.125
33	1	3:13.062	55.705	1:26.509	50.848	184.2	1:53:39.187
34	1	3:14.802	56.248	1:28.604	49.950	165.2	1:56:53.989
35	1	3:35.708	54.849	1:26.627	1:14.232	184.2	2:00:29.697
36	1	3:16.190	58.516	1:26.972	50.702	163.1	2:03:45.887

194 Porsche 904/6 Carrera GTS 1964
 1. Catesby JONES
 2. Nick PADMORE
 GT2

1	1	3:00.745	52.175	1:22.502	46.068	167.3	3:00.745
2	1	2:54.675	48.725	1:20.381	45.569	190.7	5:55.420
3	1	3:24.447	49.849	1:26.667	1:07.931	188.3	9:19.867
4	1	4:33.490	1:12.628	1:44.442	1:36.420	140.8	13:53.357
5	1	3:59.004	1:29.029	1:44.849	45.126	83.7	17:52.361
6	1	2:53.891	47.967	1:20.434	45.490	190.0	20:46.252
7	1	2:54.247	48.443	1:20.010	45.794	190.0	23:40.499
8	1	2:56.140	48.810	1:21.236	46.094	189.7	26:36.639
9	1	2:55.427	48.684	1:20.804	45.939	178.1	29:32.066
10	1	2:55.542	49.156	1:21.268	45.118	185.9	32:27.608
11	1	2:55.007	49.214	1:20.615	45.178	195.1	35:22.615
12	1	2:56.815	48.749	1:21.791	46.275	182.2	38:19.430
13	1	2:55.800	49.352	1:21.561	44.887	195.5	41:15.230
14	1	2:56.670	49.054	1:22.294	45.322	174.8	44:11.900
15	1	2:55.129	48.558	1:21.373	45.198	187.3	47:07.029
16	1	2:54.747	48.496	1:20.718	45.533	199.3	50:01.776
17	1	3:05.360	B 49.833	1:21.776	53.751	189.0	53:07.136
18	2	10:22.873	7:20.875	2:05.606	56.392	85.5	1:03:30.009
19	2	2:55.350	49.118	1:21.607	44.625	195.1	1:06:25.359



SIXTIES' ENDURANCE SPA CLASSIC RACE

Sector Analysis

Lap under Red Flag								Invalidated Lap		Personal Best		Session Best		B Crossing the pit lane								
Lap	D	Time	Sector 1	Sector 2	Sector 3	T. Spd	Elapsed	Lap	D	Time	Sector 1	Sector 2	Sector 3	T. Spd	Elapsed							
20	2	2:54.254	48.654	1:20.868	44.732	187.6	1:09:19.613	33	2	3:07.879	53.299	1:25.900	48.680	161.3	1:50:30.227							
21	2	2:52.592	48.589	1:19.509	44.494	187.9	1:12:12.205	34	2	3:09.385	53.806	1:25.588	49.991	165.2	1:53:39.612							
22	2	2:55.237	48.712	1:21.093	45.432	194.7	1:15:07.442	35	2	3:10.703	53.650	1:27.116	49.937	157.8	1:56:50.315							
23	2	2:54.036	49.727	1:19.500	44.809	186.2	1:18:01.478	36	2	3:07.985	53.713	1:24.942	49.330	159.5	1:59:58.300							
24	2	2:52.159	48.450	1:19.454	44.255	184.2	1:20:53.637	37	2	3:24.838	56.621	1:32.814	55.403	130.7	2:03:23.138							
25	2	2:56.630	52.560	1:19.682	44.388	185.6	1:23:50.267	<div style="border: 1px solid black; padding: 5px;"> 911 Porsche 911 2.0 1965 1. Giancarlo ROMANO 2. Oliver WEBB GT2 </div>							1	1	3:44.681	1:19.783	1:30.590	54.308	176.0	3:44.681
26	2	2:53.134	49.406	1:19.152	44.576	195.5	1:26:43.401								2	1	3:21.937	57.700	1:32.760	51.477	158.5	7:06.618
27	2	2:55.259	48.862	1:21.482	44.915	189.7	1:29:38.660								3	1	5:04.548	1:30.488	2:12.091	1:21.969	71.0	12:11.166
28	2	2:53.579	49.113	1:20.109	44.357	187.3	1:32:32.239								4	1	4:22.068	1:27.409	1:59.946	54.713	95.5	16:33.234
29	2	2:54.443	49.226	1:20.568	44.649	192.5	1:35:26.682								5	1	3:22.352	59.633	1:31.216	51.503	159.0	19:55.586
30	2	2:58.216	48.863	1:20.000	49.353	182.6	1:38:24.898								6	1	3:17.609	56.992	1:28.472	52.145	171.0	23:13.195
31	2	2:54.329	48.776	1:21.081	44.472	190.7	1:41:19.227								7	1	3:15.983	56.645	1:28.076	51.262	172.4	26:29.178
32	2	2:56.222	48.746	1:22.093	45.383	193.3	1:44:15.449								8	1	3:16.580	56.415	1:28.811	51.354	162.0	29:45.758
33	2	2:54.776	49.567	1:20.003	45.206	187.3	1:47:10.225								9	1	3:19.643	57.214	1:30.398	52.031	167.3	33:05.401
34	2	2:58.260	49.193	1:23.615	45.452	174.8	1:50:08.485								10	1	3:17.461	57.405	1:29.050	51.006	177.5	36:22.862
35	2	3:01.928	49.222	1:20.043	52.663	184.9	1:53:10.413								11	1	3:15.199	56.590	1:27.141	51.468	177.8	39:38.061
36	2	2:55.599	48.602	1:21.555	45.442	180.6	1:56:06.012								12	1	3:17.464	56.339	1:30.216	50.909	180.3	42:55.525
37	2	3:12.370 B	48.829	1:22.184	1:01.357	185.6	1:59:18.382								13	1	3:15.411	56.888	1:27.664	50.859	172.7	46:10.936
<div style="border: 1px solid black; padding: 5px;"> 421 Lotus Elan 26R 1964 1. Lukas BUCHER 2. Bruno WEIBEL GT2 </div>															14	1	3:14.914	57.239	1:27.178	50.497	176.6	49:25.850
1	1	3:36.678	1:20.632	1:25.970	50.076	176.3	3:36.678								15	1	3:14.489	56.039	1:26.802	51.648	176.6	52:40.339
2	1	3:08.641	53.288	1:26.704	48.649	189.0	6:45.319								16	1	4:00.897	55.906	2:08.361	56.630	180.6	56:41.236
3	1	3:13.585	58.118	1:25.949	49.518	141.0	9:58.904								17	1	3:52.330	57.670	1:30.445	1:24.215	172.4	1:00:33.566
4	1	4:21.534	1:07.755	1:34.831	1:38.948	72.7	14:20.438	18	1	4:00.595 B	1:25.828	1:35.171	59.596	99.8	1:04:34.161							
5	1	3:56.773	1:26.919	1:39.871	49.983	83.1	18:17.211	19	2	8:50.226	6:37.733	1:24.148	48.345	167.1	1:13:24.387							
6	1	3:06.972	52.562	1:24.749	49.661	175.4	21:24.183	20	2	3:05.368	54.484	1:23.091	47.793	183.9	1:16:29.755							
7	1	3:04.647	51.204	1:24.962	48.481	185.2	24:28.830	21	2	3:04.590	54.016	1:22.887	47.687	186.2	1:19:34.345							
8	1	3:02.321	51.743	1:23.161	47.417	188.3	27:31.151	22	2	3:06.398	54.300	1:23.093	49.005	185.6	1:22:40.743							
9	1	3:03.655	52.053	1:23.679	47.923	186.6	30:34.806	23	2	3:08.320	54.859	1:24.428	49.033	182.6	1:25:49.063							
10	1	3:03.759	51.590	1:24.442	47.727	185.2	33:38.565	24	2	3:10.220	55.149	1:26.465	48.606	181.9	1:28:59.283							
11	1	3:02.884	51.512	1:23.317	48.055	185.9	36:41.449	25	2	3:10.319	55.607	1:26.047	48.665	173.9	1:32:09.602							
12	1	3:03.338	51.390	1:23.573	48.375	193.6	39:44.787	26	2	3:08.416	54.994	1:24.047	49.375	181.9	1:35:18.018							
13	1	3:05.737	51.671	1:25.429	48.637	193.6	42:50.524	27	2	3:09.109	54.497	1:24.503	50.109	184.5	1:38:27.127							
14	1	3:03.186	51.372	1:24.140	47.674	192.5	45:53.710	28	2	3:26.978 B	56.534	1:28.489	1:01.955	151.5	1:41:54.105							
15	1	3:06.096	51.340	1:27.278	47.478	187.3	48:59.806															
16	1	3:03.812	51.194	1:24.925	47.693	187.9	52:03.618															
17	1	3:03.232	51.508	1:24.207	47.517	190.7	55:06.850															
18	1	3:13.109 B	51.503	1:23.859	57.747	188.6	58:19.959															
19	2	8:47.811	6:33.632	1:24.322	49.857	179.4	1:07:07.770															
20	2	3:04.463	52.296	1:23.803	48.364	186.9	1:10:12.233															
21	2	3:06.401	52.387	1:24.397	49.617	173.9	1:13:18.634															
22	2	3:05.629	53.936	1:23.873	47.820	178.4	1:16:24.263															
23	2	3:04.350	52.137	1:23.918	48.295	181.9	1:19:28.613															
24	2	3:03.754	52.573	1:23.417	47.764	185.9	1:22:32.367															
25	2	3:05.876	52.287	1:24.212	49.377	189.3	1:25:38.243															
26	2	3:03.554	52.303	1:23.701	47.550	169.8	1:28:41.797															
27	2	3:01.386	51.701	1:22.581	47.104	194.7	1:31:43.183															
28	2	3:03.685	53.043	1:22.692	47.950	196.2	1:34:46.868															
29	2	3:02.469	51.796	1:23.587	47.086	181.6	1:37:49.337															
30	2	3:05.450	52.488	1:24.784	48.178	182.6	1:40:54.787															
31	2	3:14.091	52.508	1:28.006	53.577	169.8	1:44:08.878															
32	2	3:13.470	55.176	1:28.274	50.020	140.1	1:47:22.348															