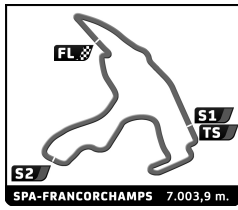


SIXTIES' ENDURANCE SPA CLASSIC QUALIFYING

Sector Analysis

Lap under Red Flag Invalidated Lap Personal Best Session Best B Crossing the pit lane

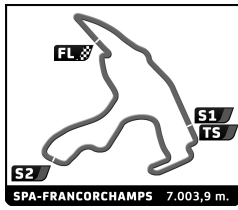
Lap	D	Time	Sector 1	Sector 2	Sector 3	T. Spd	Elapsed	Lap	D	Time	Sector 1	Sector 2	Sector 3	T. Spd	Elapsed
1 Shelby Cobra Daytona Coupe 1965 1. Maxime GUENAT 2. Guillaume MAHE GT5															
1	1	2:42.728	38.134	1:20.626	43.968	167.6	2:42.728	10	1	3:45.887 B	46.978	1:33.921	1:24.988	193.3	37:39.933
2	1	3:24.123	47.161	1:20.283	1:16.679	170.1	6:06.851	1	1	2:52.778	44.896	1:22.564	45.318	161.0	2:52.778
3	1	3:40.504	46.925	1:23.922	1:29.657	179.7	9:47.355	2	1	3:24.255	48.267	1:20.769	1:15.219	181.6	6:17.033
4	1	3:41.519	1:34.240	1:23.338	43.941	80.3	13:28.874	3	1	4:08.001	47.848	1:28.247	1:51.906	182.9	10:25.034
5	1	2:50.481	47.600	1:18.482	44.399	178.1	16:19.355	4	1	3:35.256	1:30.405	1:20.507	44.344	179.7	14:00.290
6	1	2:49.562	47.577	1:18.669	43.316	181.0	19:08.917	5	1	2:52.302	47.685	1:20.250	44.367	185.6	16:52.592
7	1	2:52.289	47.242	1:18.460	46.587	178.4	22:01.206	6	1	2:54.378	48.294	1:20.924	45.160	167.6	19:46.970
8	1	3:01.793 B	47.953	1:19.692	54.148	181.0	25:02.999	7	1	2:53.741	48.286	1:20.167	45.288	185.2	22:40.711
9	2	5:53.021	3:48.382	1:20.810	43.829	163.8	30:56.020	8	1	3:14.898 B	49.095	1:22.119	1:03.684	170.4	25:55.609
10	2	2:51.788	48.835	1:19.349	43.604	183.2	33:47.808	9	2	5:20.275	3:14.796	1:20.870	44.609	167.3	31:15.884
11	2	3:47.106 B	47.693	1:33.673	1:25.740	193.6	37:34.914	10	2	2:49.171	47.423	1:18.153	43.595	195.1	34:05.055
3 Shelby Cobra Daytona Coupe 1965 1. Armand MILLE 2. Yves SCEMAMA GT5															
1	1	2:45.196	39.245	1:20.592	45.359	162.3	2:45.196	11	2	3:49.074 B	47.162	1:43.203	1:18.709	204.9	37:54.129
2	1	3:28.198	47.553	1:22.330	1:18.315	184.9	6:13.394	1	1	3:40.761	1:12.517	1:36.813	51.431	118.5	3:40.761
3	1	3:56.774	47.646	1:27.163	1:41.965	189.3	10:10.168	2	1	3:28.656	54.225	1:44.910	49.521	144.6	7:09.417
4	1	3:40.452	1:36.530	1:20.054	43.868	168.7	13:50.620	3	1	4:37.193	51.610	2:01.366	1:44.217	158.0	11:46.610
5	1	2:50.463	47.292	1:19.284	43.887	184.5	16:41.083	4	1	3:10.972	52.773	1:28.783	49.416	162.3	14:57.582
6	1	2:51.428	47.242	1:19.493	44.693	186.2	19:32.511	5	1	3:06.455	51.841	1:26.899	47.715	157.8	18:04.037
7	1	3:01.734 B	47.129	1:21.250	53.355	185.9	22:34.245	6	1	3:06.006	51.795	1:26.660	47.551	176.0	21:10.043
8	2	6:31.510	4:23.296	1:22.732	45.482	184.9	29:05.755	7	1	3:08.500	51.828	1:27.735	48.937	164.1	24:18.543
9	2	2:53.351	48.492	1:20.905	43.954	186.2	31:59.106	8	1	3:06.558	52.262	1:26.353	47.943	182.2	27:25.101
10	2	2:54.809	47.311	1:21.723	45.775	205.3	34:53.915	9	1	3:07.652	52.167	1:27.589	47.896	148.0	30:32.753
11	2	4:09.061 B	54.570	1:44.374	1:30.117	118.3	39:02.976	10	1	3:07.253	51.897	1:27.519	47.837	153.5	33:40.006
4 Jaguar E-Type 3.8 1963 1. Hervé ORDIONI 2. Jeanne MILLE GT4															
1	2	4:31.563	1:48.242	1:44.731	58.590	120.0	4:31.563	11	1	3:48.547 B	51.772	1:32.712	1:24.063	170.4	37:28.553
2	2	3:55.872	1:17.073	1:40.853	57.946	102.5	8:27.435	1	1	3:24.591	1:07.764	1:29.549	47.278	147.3	3:24.591
3	2	4:32.265	1:23.339	2:13.507	55.419	80.1	12:59.700	2	1	3:26.861	50.471	1:49.603	46.787	159.7	6:51.452
4	2	3:30.487	58.678	1:35.999	55.810	131.8	16:30.187	3	1	4:41.926	49.423	1:52.184	2:00.319	169.6	11:33.378
5	2	3:41.455 B	59.955	1:36.121	1:05.379	124.7	20:11.642	4	1	3:04.016	51.573	1:25.453	46.990	172.4	14:37.394
6	1	5:39.231	3:25.226	1:25.361	48.644	151.9	25:50.873	5	1	2:58.714	48.994	1:23.708	46.012	173.9	17:36.108
7	1	3:06.852	51.058	1:24.974	50.820	159.0	28:57.725	6	1	2:57.836	49.135	1:23.349	45.352	166.8	20:33.944
8	1	3:03.031	51.727	1:23.870	47.434	175.7	32:00.756	7	1	2:57.128	48.881	1:22.769	45.478	162.0	23:31.072
9	1	2:59.223	50.113	1:22.429	46.681	183.6	34:59.979	8	1	2:58.877	49.213	1:23.377	46.287	166.0	26:29.949
10	1	4:07.286 B	56.296	1:39.340	1:31.650	127.5	39:07.265	9	1	3:10.391 B	49.348	1:22.805	58.238	170.7	29:40.340
6 Shelby Cobra Daytona Coupe 1964 1. Olivier GALANT GT5															
1	1	3:02.899	55.933	1:21.323	45.643	167.1	3:02.899	10	1	5:14.341	3:00.839	1:27.010	46.492	153.1	34:54.681
2	1	3:27.687	52.454	1:29.780	1:05.453	150.6	6:30.586	11	1	4:10.419 B	56.706	1:43.100	1:30.613	125.6	39:05.100
3	1	4:46.725	48.146	1:35.867	2:22.712	171.5	11:17.311	1	1	3:23.331	1:02.274	1:31.129	49.928	145.8	3:23.331
4	1	3:01.487	58.435	1:18.908	44.144	184.5	14:18.798	2	1	3:21.054	50.396	1:41.385	49.273	192.2	6:44.385
5	1	3:00.503	47.919	1:19.557	53.027	158.0	17:19.301	3	1	4:44.511 B	50.196	1:44.968	2:09.347	195.1	11:28.896
6	1	2:50.392	47.757	1:18.433	44.192	195.1	20:09.683	4	1	4:32.421	2:19.613	1:25.258	47.550	165.4	16:01.317
7	1	3:03.717 B	47.114	1:18.952	57.651	196.2	23:13.400	5	1	2:56.034	49.505	1:20.970	45.559	196.6	18:57.351
8	1	7:47.620	5:39.448	1:19.627	48.545	160.0	31:01.020	6	1	3:13.066 B	50.021	1:22.393	1:00.652	197.0	22:10.417
9	1	2:53.026	47.339	1:18.466	47.221	189.3	33:54.046	7	1	8:13.710	6:03.499	1:24.036	46.175	145.8	30:24.127
7 Jaguar E-Type 3.8 1965 1. Vincent GAYE 2. Oliver BRYANT GT4															
1	1	2:52.778	44.896	1:22.564	45.318	161.0	2:52.778	1	1	3:40.761	1:12.517	1:36.813	51.431	118.5	3:40.761
2	1	3:24.255	48.267	1:20.769	1:15.219	181.6	6:17.033	2	1	3:28.656	54.225	1:44.910	49.521	144.6	7:09.417
3	1	4:08.001	47.848	1:28.247	1:51.906	182.9	10:25.034	3	1	4:37.193	51.610	2:01.366	1:44.217	158.0	11:46.610
4	1	3:35.256	1:30.405	1:20.507	44.344	179.7	14:00.290	4	1	3:10.972	52.773	1:28.783	49.416	162.3	14:57.582
5	1	2:52.302	47.685	1:20.250	44.367	185.6	16:52.592	5	1	3:06.455	51.841	1:26.899	47.715	157.8	18:04.037
6	1	2:54.378	48.294	1:20.924	45.160	167.6	19:46.970	6	1	3:06.006	51.795	1:26.660	47.551	176.0	21:10.043
7	1	2:53.741	48.286	1:20.167	45.288	185.2	22:40.711	7	1	3:08.500	51.828	1:27.735	48.937	164.1	24:18.543
8	1	3:14.898 B	49.095	1:22.119	1:03.684	170.4	25:55.609	8	1	3:06.558	52.262	1:26.353	47.943	182.2	27:25.101
9	2	5:20.275	3:14.796	1:20.870	44.609	167.3	31:15.884	9	1	3:07.652	52.167	1:27.589	47.896	148.0	30:32.753
10	2	2:49.171	47.423	1:18.153	43.595	195.1	34:05.055	10	1	3:07.253	51.897	1:27.519	47.837	153.5	33:40.006
11	2	3:49.074 B	47.162	1:43.203	1:18.709	204.9	37:54.129	11	1	3:48.547 B	51.772	1:32.712	1:24.063	170.4	37:28.553
8 Jaguar E-Type 3.8 1965 1. Xavier GALANT GT4															
1	1	3:40.761	1:12.517	1:36.813	51.431	118.5	3:40.761	1	1	3:24.591	1:07.764	1:29.549	47.278	147.3	3:24.591
2	1	3:28.656	54.225	1:44.910	49.521	144.6	7:09.417	2	1	3:26.861	50.471	1:49.603	46.787	159.7	6:51.452
3	1	4:37.193	51.610	2:01.366	1:44.217	158.0	11:46.610	3	1	4:41.926	49.423	1:52.184	2:00.319	169.6	11:33.378
4	1	3:10.972	52.773	1:28.783	49.416	162.3	14:57.582	4	1	3:04.016	51.573	1:25.453	46.990	172.4	14:37.394
5	1	3:06.455	51.841	1:26.899	47.715	157.8	18:04.037	5	1	2:58.714	48.994	1:23.708	46.012	173.9	17:36.108
6	1	3:06.006	51.795	1:26.660	47.551	176.0	21:10.043	6	1	2:57.836	49.135	1:23.349	45.352	166.8	20:33.944
7	1	3:08.500	51.828	1:27.735	48.937	164.1	24:18.543	7	1	2:57.128	48.881	1:22.769	45.478	162.0	23:31.072
8	1	3:06.558	52.262	1:26.353	47.943	182.2	27:25.101	8	1	2:58.877	49.213	1:23.377	46.287	166.0	26:29.949
9	1	3:07.652	52.167	1:27.589	47.896	148.0	30:32.753	9	1	3:10.391 B	49.348	1:22.805	58.238	170.7	29:40.340
10	1	3:07.253	51.897	1:27.519	47.837	153.5	33:40.006	10	1	5:14.341	3:00.839	1:27.010	46.492	153.1	34:54.681
11	1	3:48.547 B	51.772	1:32.712	1:24.063	170.4	37:28.553	11	1	4:10.419 B	56.706	1:43.100	1:30.613	125.6	39:05.100
12 Shelby Cobra 289 1963 1. Charles de VILLAUCCOURT GT5															
1	1	3:24.591	1:07.764	1:29.549	47.278	147.3	3:24.591	1	1	3:23.331	1:02.274	1:31.129	49.928	145.8	3:23.331
2	1	3:26.861	50.471	1:49.603	46.787	159.7	6:51.452	2	1	3:21.054	50.396	1:41.385	49.273	192.2	6:44.385
3	1	4:41.926	49.423	1:52.184	2:00.319	169.6</									



SIXTIES' ENDURANCE SPA CLASSIC QUALIFYING

Sector Analysis

Lap under Red Flag							Invalidated Lap		Personal Best		Session Best		B Crossing the pit lane		
Lap	D	Time	Sector 1	Sector 2	Sector 3	T. Spd	Elapsed	Lap	D	Time	Sector 1	Sector 2	Sector 3	T. Spd	Elapsed
8	1	2:54.596	49.780	1:19.999	44.817	195.9	33:18.723								
9	1	3:35.257 B	49.422	1:23.974	1:21.861	195.9	36:53.980								
21	Austin-Healey 3000 Mk I 1965							GT3							
1. Claude BOVET															
2. Julien DRAPER															
1	1	3:59.060	1:27.035	1:37.732	54.293	139.9	3:59.060								
2	1	3:59.809	1:12.949	1:52.519	54.341	62.4	7:58.869								
3	1	4:50.549	1:40.815	2:15.663	54.071	63.1	12:49.418								
4	1	3:23.302	57.544	1:33.537	52.221	145.6	16:12.720								
5	1	3:25.717	58.353	1:33.070	54.294	135.1	19:38.437								
6	1	3:31.288 B	57.626	1:32.690	1:00.972	155.6	23:09.725								
7	2	6:11.597	3:48.361	1:31.794	51.442	169.6	29:21.322								
8	2	3:13.276	54.639	1:28.750	49.887	165.2	32:34.598								
9	2	3:34.912 B	54.788	1:30.559	1:09.565	168.7	36:09.510								
26	Jaguar E-Type Lightweight 1965							GT4							
1. John SPIERS															
2. Nigel GREENSALL															
1	1	3:01.260	50.247	1:24.132	46.881	174.2	3:01.260								
2	1	3:19.115	50.007	1:25.065	1:04.043	180.6	6:20.375								
3	1	4:06.836	48.310	1:28.154	1:50.372	189.0	10:27.211								
4	1	3:36.757	1:28.883	1:22.194	45.680	171.3	14:03.968								
5	1	2:51.492	48.394	1:19.153	43.945	183.2	16:55.460								
6	1	3:10.408 B	48.990	1:22.730	58.688	184.2	20:05.868								
7	2	5:06.256	2:57.881	1:20.239	48.136	163.6	25:12.124								
8	2	2:49.654	47.053	1:19.241	43.360	186.9	28:01.778								
9	2	2:48.875	47.437	1:18.227	43.211	183.9	30:50.653								
10	2	3:04.030	47.122	1:25.341	51.567	180.6	33:54.683								
11	2	3:48.266 B	46.934	1:36.685	1:24.647	189.7	37:42.949								
31	Shelby Cobra 289 1964							GT5							
1. Benjamin MONNAY															
1	1	4:59.544	2:12.854	1:36.811	1:09.879	161.5	4:59.544								
2	1	3:45.386	1:11.815	1:31.464	1:02.107	166.0	8:44.930								
3	1	4:30.447	1:40.400	1:55.554	54.493	80.8	13:15.377								
4	1	2:55.241	50.311	1:20.236	44.694	167.6	16:10.618								
5	1	2:52.873	48.355	1:19.477	45.041	168.7	19:03.491								
6	1	3:04.084 B	48.480	1:20.001	55.603	169.0	22:07.575								
7	1	7:29.017	5:13.474	1:21.553	53.990	159.7	29:36.592								
8	1	2:53.819	47.952	1:20.934	44.933	175.7	32:30.411								
9	1	3:09.055 B	48.150	1:20.490	1:00.415	177.5	35:39.466								
36	Jaguar E-Type 3.8 1963							GT4							
1. Pierre THIRIET															
2. Philippe LENOIR															
1	1	2:48.490	41.189	1:22.047	45.254	173.6	2:48.490								
2	1	3:27.627	48.354	1:21.118	1:18.155	182.2	6:16.117								
3	1	4:09.772	48.842	1:30.923	1:50.007	180.0	10:25.889								
4	1	3:33.700	1:29.384	1:20.113	44.203	176.3	13:59.589								
5	1	2:50.723	48.080	1:18.616	44.027	189.0	16:50.312								
6	1	3:10.647 B	51.885	1:23.040	55.722	151.0	20:00.959								
7	2	5:16.267	3:03.891	1:22.245	50.131	152.4	25:17.226								
8	2	2:57.294	50.048	1:22.129	45.117	161.5	28:14.520								
9	2	2:55.176	48.956	1:20.717	45.503	173.3	31:09.696								
10	2	2:54.545	48.988	1:19.304	46.253	181.6	34:04.241								
39	Lotus Elan 26R 1964							GT2							
1. François BOURDIN															
2. Charles BOURDIN															
1	2	3:30.238	1:13.630	1:28.104	48.504	129.1	3:30.238								
2	2	3:29.091	51.954	1:48.978	48.159	167.3	6:59.329								
3	2	4:45.230 B	50.868	1:55.265	1:59.097	189.3	11:44.559								
4	2	18:45.998	...	1:27.885	47.623	140.2	30:30.557								
5	2	3:06.139 B	51.483	1:22.110	52.546	186.2	33:36.696								
42	Porsche 911 2.0 1965							GT2							
1. Uwe KOLB															
2. Patrick KOLB															
1	1	4:00.639	1:30.618	1:36.326	53.695	129.1	4:00.639								
2	1	3:46.610	1:10.823	1:43.072	52.715	64.5	7:47.249								
3	1	4:42.706	1:33.035	2:16.307	53.364	74.1	12:29.955								
4	1	3:20.415	57.491	1:30.630	52.294	167.9	15:50.370								
5	1	3:19.821	58.201	1:29.361	52.259	160.3	19:10.191								
6	1	3:32.678 B	58.890	1:32.880	1:00.908	162.0	22:42.869								
7	2	5:44.517	3:31.952	1:24.518	48.047	170.1	28:27.386								
8	2	3:07.984	54.154	1:24.419	49.411	182.6	31:35.370								
9	2	3:07.789	54.458	1:24.528	48.803	182.9	34:43.159								
10	2	4:14.305 B	1:01.362	1:46.702	1:26.241	118.6	38:57.464								
43	Jaguar E-Type 3.8 1965							GT4							
1. James THORPE															
2. Jonathan MITCHELL															
1	2	2:47.854	40.193	1:21.763	45.898	169.3	2:47.854								
2	2	3:28.287	47.606	1:21.281	1:19.400	189.3	6:16.141								
3	2	4:07.496	46.902	1:28.957	1:51.637	194.7	10:23.637								
4	2	3:35.216	1:31.282	1:19.865	44.069	182.6	13:58.853								
5	2	2:48.048	47.087	1:17.862	43.099	194.0	16:46.901								
6	2	3:07.137 B	46.978	1:23.975	56.184	187.3	19:54.038								
7	1	4:56.630	2:52.220	1:20.778	43.632	182.9	24:50.668								
8	1	2:53.969	47.925	1:22.094	43.950	209.9	27:44.637								
9	1	2:50.584	47.673	1:19.239	43.672	187.3	30:35.221								
10	1	2:56.753	49.749	1:22.677	44.327	161.8	33:31.974								
11	1	3:26.973 B	48.100	1:21.525	1:17.348	186.9	36:58.947								
45	Porsche 911 2.0 1965							GT2							
1. Frank LAUDENKLOS															
2. Oliver BRYANT															
1	2	3:27.326	1:12.987	1:25.399	48.940	169.0	3:27.326								
2	2	3:30.154	53.151	1:49.308	47.695	187.6	6:57.480								
3	2	4:39.622	53.316	2:04.358	1:41.948	186.2	11:37.102								
4	2	3:06.750	55.388	1:23.933	47.429	185.9	14:43.852								
5	2	3:14.305 B	53.628	1:25.462	55.215	184.9	17:58.157								
6	1	5:52.506	3:30.085	1:30.411	52.010	166.0	23:50.663								
7	1	3:17.714	56.999	1:30.089	50.626	163.8	27:08.377								
8	1	3:18.025	56.842	1:29.484	51.699	175.1	30:26.402								
9	1	3:19.140	57.388	1:30.370	51.382	178.4	33:45.542								
10	1	4:07.052 B	57.076	1:41.418	1:28.558	179.7	37:52.594								
47	Porsche 904/6 Carrera GTS 1965							GT2							
1. Johannes STENDEL															
2. Andrew SMITH															
1	1	2:59.515	49.367												

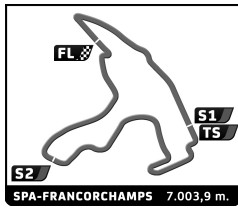


SIXTIES' ENDURANCE SPA CLASSIC QUALIFYING

Sector Analysis

Lap under Red Flag Invalidated Lap Personal Best Session Best B Crossing the pit lane

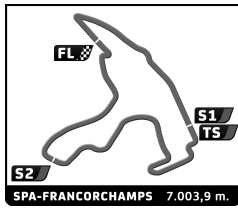
Lap	D	Time	Sector 1	Sector 2	Sector 3	T. Spd	Elapsed	Lap	D	Time	Sector 1	Sector 2	Sector 3	T. Spd	Elapsed
65 Shelby Cobra 289 1965 1.Vincent KOLB 2.Alexander KOLB GT5															
1	2	3:12.973 B	47.541	1:19.732	1:05.700	187.9	36:26.537								
2	2	3:06.042	57.939	1:22.970	45.133	164.1	3:06.042								
3	2	3:21.727	48.466	1:27.426	1:05.835	164.1	6:27.769								
4	2	4:19.898	49.130	1:31.402	1:59.366	184.2	10:47.667								
5	2	3:29.704	1:19.059	1:24.192	46.453	159.5	14:17.371								
6	2	2:53.922	48.335	1:20.148	45.439	183.2	17:11.293								
7	2	2:52.864	48.494	1:20.152	44.218	177.2	20:04.157								
8	1	3:01.971 B	49.980	1:21.007	50.984	175.7	23:06.128								
9	1	4:36.174	2:29.358	1:20.664	46.152	169.6	27:42.302								
10	1	2:51.848	48.221	1:19.490	44.137	183.6	30:34.150								
10	1	2:57.057	50.561	1:22.054	44.442	173.3	33:31.207								
11	1	3:46.430 B	50.044	1:27.563	1:28.823	160.5	37:17.637								
74 AC Cobra 289 Mk II 1965 1.Bas JANSEN 2.Chris CHILES JR GT5															
1	1	3:03.274	56.623	1:21.951	44.700	163.3	3:03.274								
2	1	3:30.747	48.549	1:27.650	1:14.548	175.4	6:34.021								
3	1	4:51.549 B	47.442	1:34.013	2:30.094	195.1	11:25.570								
4	2	4:55.869	2:38.287	1:32.326	45.256	134.0	16:21.439								
5	2	2:54.623	47.641	1:21.592	45.390	187.3	19:16.062								
6	2	2:53.078	49.183	1:19.648	44.247	194.4	22:09.140								
7	2	2:52.190	47.442	1:20.770	43.978	194.0	25:01.330								
8	2	3:04.053 B	47.934	1:20.128	55.991	201.3	28:05.383								
9	2	4:39.690	2:33.716	1:20.552	45.422	184.2	32:45.073								
10	2	3:07.786 B	48.034	1:20.918	58.834	181.9	35:52.859								
76 Shelby Cobra 289 1963 1.Olivier HART 2.Abraham BONTRUP GT5															
1	1	2:44.804	41.277	1:19.683	43.844	193.6	2:44.804								
2	1	3:25.038	46.443	1:20.863	1:17.732	205.3	6:09.842								
3	1	3:56.834	45.966	1:22.414	1:48.454	209.5	10:06.676								
4	1	3:40.528	1:36.700	1:20.455	43.373	144.6	13:47.204								
5	1	2:45.269	45.959	1:16.883	42.427	210.4	16:32.473								
6	1	3:09.619 B	47.058	1:21.268	1:01.293	182.9	19:42.092								
7	2	6:24.018	4:16.831	1:21.885	45.302	147.7	26:06.110								
8	2	2:54.647	49.321	1:20.948	44.378	175.4	29:00.757								
9	2	2:52.150	48.038	1:20.238	43.874	181.0	31:52.907								
10	2	2:52.935	47.769	1:21.024	44.142	182.9	34:45.842								
77 Shelby Cobra 289 1965 1.Robin GREENHALGH 2.Eric VAN DE POELE GT5															
1	1	4:17.782	1:59.168	1:30.712	47.902	141.8	4:17.782								
2	1	3:35.574	1:20.086	1:29.401	46.087	67.1	7:53.356								
3	1	4:43.329	1:43.428	2:14.409	45.492	64.5	12:36.685								
4	1	2:57.624	49.130	1:22.806	45.688	198.5	15:34.309								
5	1	2:59.320	50.323	1:22.449	46.548	182.9	18:33.629								
6	1	3:07.332 B	49.917	1:22.815	54.600	176.9	21:40.961								
7	2	6:07.938	3:58.092	1:23.445	46.401	190.7	27:48.899								
8	2	2:57.382	49.260	1:22.404	45.718	199.3	30:46.281								
9	2	2:56.812	49.599	1:21.572	45.641	170.7	33:43.093								
10	2	3:42.191 B	49.122	1:24.689	1:28.380	171.8	37:25.284								
72 Jaguar E-Type 3.8 1965 1.Ross HYETT 2.Nick HYETT GT4															
1	2	3:47.997	1:31.840	1:28.030	48.127	147.1	3:47.997								
2	2	3:23.986	50.560	1:46.350	47.076	153.7	7:11.983								
3	2	4:37.868	51.998	2:03.711	1:42.159	146.1	11:49.851								
4	2	3:01.809	49.927	1:24.207	47.675	162.5	14:51.660								
5	2	3:05.611	53.644	1:24.575	47.392	154.2	17:57.271								
6	2	2:58.634	50.189	1:22.666	45.779	174.5	20:55.905								
7	2	3:10.293 B	50.435	1:23.753	56.105	162.8	24:06.198								
8	1	6:27.057	4:06.777	1:32.230	48.050	118.6	30:33.255								
9	1	3:03.707	51.925	1:25.410	46.372	154.9	33:36.962								
10	1	3:46.244 B	50.623	1:28.171	1:27.450	171.8	37:23.206								
73 Jaguar E-Type Low Drag Coupe 1963 1.Laurent JASPERS GT4															
1	1	3:32.279	1:20.583	1:25.354	46.342	166.8	3:32.279								
2	1	3:23.780	49.291	1:48.614	45.875	186.6	6:56.059								
3	1	4:47.015 B	49.047	1:58.420	1:59.548	175.4	11:43.074								
4	1	4:37.171	2:26.591	1:23.426	47.154	175.7	16:20.245								
5	1	2:56.490	48.774	1:22.030	45.686	170.1	19:16.735								
6	1	2:53.439	49.021	1:20.062	44.356	183.6	22:10.174								
7	1	2:57.067	48.993	1:22.514	45.560	167.1	25:07.241								
8	1	2:58.664	49.479	1:23.762	45.423	178.1	28:05.905								
9	1	2:55.899	48.746	1:21.755	45.398	184.5	31:01.804								
10	1	2:54.046	48.045	1:20.522	45.479	189.3	33:55.850								
81 Shelby Cobra 289 1965 1.Patrick BONNARDEL GT5															
1	1	3:15.544	1:01.082	1:26.383	48.079	150.4	3:15.544								
2	1	3:22.517	50.507	1:39.447	52.563	159.7	6:38.061								
3	1	4:44.985	50.173	1:41.773	2:13.039	156.1	11:23.046								
4	1	3:16.467	57.269	1:30.896	48.302	173.0	14:39.513								
5	1	2:59.537	49.413	1:23.585	46.539	167.6	17:39.050								
6	1	2:59.604	49.225	1:23.745	46.634	169.8	20:38.654								
7	1	3:20.625 B	55.645	1:24.548	1:00.432	166.5	23:59.279								
8	1	5:53.670	3:41.894	1:25.093	46.683	150.1	29:52.949								
9	1	2:59.150	48.951	1:23.882	46.317	170.7	32:52.099								
10	1	3:29.689 B	54.562	1:25.323	1:09.804	140.4	36:21.788								



SIXTIES' ENDURANCE SPA CLASSIC QUALIFYING

Sector Analysis

Lap under Red Flag							Invalidated Lap		Personal Best		Session Best		B Crossing the pit lane			
Lap	D	Time	Sector 1	Sector 2	Sector 3	T. Spd	Elapsed	Lap	D	Time	Sector 1	Sector 2	Sector 3	T. Spd	Elapsed	
85	Shelby Cobra 289 1963						GT5									
		1.Christophe GADAIS														
		2.Romain BELLETESTE														
1	1	4:01.757	1:44.630	1:28.886	48.241	153.3	4:01.757									
2	1	3:14.056	52.005	1:34.768	47.283	144.4	7:15.813									
3	1	4:36.034	50.368	2:04.695	1:40.971	156.1	11:51.847									
4	1	3:01.081	49.969	1:24.011	47.101	171.3	14:52.928									
5	1	3:00.766	51.076	1:23.668	46.022	169.8	17:53.694									
6	1	3:10.012	49.416	1:22.745	57.851	169.6	21:03.706									
7	2	5:39.065	3:25.400	1:27.278	46.387	143.0	26:42.771									
8	2	2:59.516	50.235	1:22.858	46.423	172.4	29:42.287									
9	2	3:00.312	49.484	1:22.385	48.443	189.0	32:42.599									
10	2	3:21.119	50.020	1:24.875	1:06.224	174.2	36:03.718									
92	Jaguar E-Type 3.8 1961						GT4									
		1.Marc GORDON														
		2.Nick FINBURGH														
1	1	3:43.525	1:22.794	1:31.309	49.422	130.6	3:43.525									
2	1	3:33.597	54.301	1:47.126	52.170	153.3	7:17.122									
3	1	4:37.415	53.230	2:03.191	1:40.994	146.9	11:54.537									
4	1	3:09.886	53.723	1:27.906	48.257	160.0	15:04.423									
5	1	3:08.272	53.084	1:27.227	47.961	152.8	18:12.695									
6	1	3:10.799	53.348	1:28.637	48.814	151.9	21:23.494									
7	1	3:15.691	52.527	1:26.419	56.745	162.3	24:39.185									
8	2	5:41.398	3:22.344	1:29.884	49.170	158.5	30:20.583									
9	2	3:08.603	53.352	1:26.884	48.367	160.8	33:29.186									
10	2	3:50.789	51.727	1:29.226	1:29.836	172.1	37:19.975									
94	Jaguar E-Type 3.8 1962						GT4									
		1.Stephan KOENIG														
		2.Philipp KOENIG														
1	2	2:55.089	43.940	1:24.518	46.631	151.9	2:55.089									
2	2	3:26.719	49.754	1:27.367	1:09.598	184.5	6:21.808									
3	2	4:06.616	49.718	1:26.783	1:50.115	188.6	10:28.424									
4	2	3:38.369	1:29.474	1:22.069	46.826	163.1	14:06.793									
5	2	2:55.973	49.493	1:20.912	45.568	189.3	17:02.766									
6	2	3:12.028	50.429	1:23.946	57.653	184.5	20:14.794									
7	1	5:21.045	3:04.493	1:27.813	48.739	147.5	25:35.839									
8	1	3:03.823	51.826	1:23.489	48.508	145.6	28:39.662									
9	1	2:58.973	50.038	1:22.311	46.624	162.8	31:38.635									
10	1	3:00.523	51.310	1:23.068	46.145	157.8	34:39.158									
11	1	4:09.646	56.943	1:38.973	1:33.730	132.3	38:48.804									
98	Shelby Cobra 289 1965						GT5									
		1.Nikolaus DITTING														
1	1	3:39.388	1:24.458	1:27.124	47.806	141.0	3:39.388									
2	1	3:22.681	49.773	1:45.440	47.468	180.6	7:02.069									
3	1	4:35.034	50.417	2:03.578	1:41.039	185.6	11:37.103									
4	1	2:55.925	50.118	1:21.383	44.424	199.3	14:33.028									
5	1	2:52.010	48.059	1:19.986	43.965	191.1	17:25.038									
6	1	3:04.059	47.977	1:20.580	55.502	192.9	20:29.097									
7	1	7:34.553	5:29.063	1:21.029	44.461	192.9	28:03.650									
8	1	2:53.047	47.877	1:20.031	45.139	191.5	30:56.697									
9	1	2:52.468	48.384	1:19.961	44.123	179.7	33:49.165									
10	1	3:47.841	48.014	1:33.195	1:26.632	199.7	37:37.006									
100	Jaguar E-Type 3.8 1965						GT4									
		1.Sébastien BERCHON														
1	1	2:59.160	49.216	1:22.814	47.130	176.6	2:59.160									
2	1	3:24.438	51.371	1:26.828	1:06.239	174.8	6:23.598									
3	1	4:06.868	51.166	1:26.111	1:49.591	184.2	10:30.466									
4	1	3:38.493	1:29.766	1:21.698	47.029	181.9	14:08.959									
5	1	3:09.499	B	51.402	1:22.864	55.233	171.5	17:18.458								
6	1	6:28.920	4:19.019	1:22.201	47.700	174.8	23:47.378									
7	1	3:00.836	51.852	1:22.468	46.516	173.0	26:48.214									
8	1	3:01.280	51.743	1:22.746	46.791	178.4	29:49.494									
9	1	3:00.680	51.859	1:22.473	46.348	185.6	32:50.174									
10	1	3:22.936	B	54.002	1:23.481	1:05.453	178.1	36:13.110								
110	Porsche 904/6 Carrera GTS 1964						GT2									
		1.Dr Afschin FATEMI														
1	1	4:04.964	1:50.715	1:27.869	46.380	143.6	4:04.964									
2	1	3:30.555	1:05.526	1:37.018	48.011	68.6	7:35.519									
3	1	4:44.290	1:20.478	2:25.486	58.326	69.6	12:19.809									
4	1	2:58.066	50.650	1:21.496	45.920	178.7	15:17.875									
5	1	2:58.101	50.757	1:21.877	45.467	173.3	18:15.976									
6	1	3:00.535	50.495	1:21.019	49.021	173.0	21:16.511									
7	1	3:02.367	50.650	1:22.988	48.729	185.9	24:18.878									
8	1	2:56.791	50.548	1:20.166	46.077	186.6	27:15.669									
112	Alfa Romeo Giulia Sprint GTA 1965						GT2									
		1.Jouke JELGERHUIS SWILD														
1	1	4:25.965	1:50.638	1:39.202	56.125	131.2	4:25.965									
2	1	3:50.255	1:15.188	1:40.390	54.677	60.7	8:16.220									
3	1	4:38.464	1:31.162	2:13.009	54.293	76.9	12:54.684									
4	1	3:29.075	1:01.356	1:33.440	54.279	149.9	16:23.759									
5	1	3:35.838	B	1:00.528	1:33.183	1:02.127	160.3	19:59.597								
6	1	5:18.305	2:49.417	1:32.684	56.204	145.6	25:17.902									
7	1	3:27.707	1:00.511	1:31.958	55.238	160.5	28:45.609									
8	1	3:25.164	1:00.904	1:31.965	52.295	161.3	32:10.773									
9	1	3:39.116	B	1:00.523	1:32.825	1:05.768	164.6	35:49.889								
124	Lotus Elan 26R 1965						GT2									
		1.Ivan Petev IVANOV														
		2.Ed MORRIS														
1	1	3:18.208	1:02.956	1:27.483	47.769	149.9	3:18.208									
2	1	3:23.639	50.215	1:37.890	55.534	192.2	6:41.847									
3	1	4:42.837	50.602	1:40.853	2:11.382	195.9	11:24.684									
4	1	3:05.004	57.486	1:21.307	46.211	192.9	14:29.688									
5	1	2:58.022	50.481	1:21.387	46.154	196.2	17:27.710									
6	1	2:56.486	50.100	1:20.785	45.601	192.5	20:24.196									
7	1	2:55.889	50.086	1:20.241	45.562	197.0	23:20.085									
8	1	3:07.661	B	50.180	1:21.571	55.910	190.0	26:27.746								
9	2	5:18.495	3:14.413	1:19.404	44.678	193.3	31:46.241									
10	2	2:53.597	49.256	1:19.372	44.969	197.0	34:39.838									
11	2	4:07.017	B	53.328	1:40.974	1:32.715	141.6	38:46.855								
131	Porsche 911 2.0 1965						GT2									
		1.Jules DONCIEUX														
		2.Marc DONCIEUX														



SIXTIES' ENDURANCE SPA CLASSIC QUALIFYING

Sector Analysis

Lap under Red Flag Invalidated Lap Personal Best Session Best B Crossing the pit lane

Lap	D	Time	Sector 1	Sector 2	Sector 3	T. Spd	Elapsed	Lap	D	Time	Sector 1	Sector 2	Sector 3	T. Spd	Elapsed
1	1	4:04.601	1:39.734	1:32.839	52.028	142.6	4:04.601	2	1	3:43.961	1:16.135	1:36.318	51.508	94.1	8:18.136
2	1	3:51.300	1:09.526	1:48.475	53.299	61.6	7:55.901	3	1	4:34.587	1:31.075	2:11.913	51.599	70.9	12:52.723
3	1	4:50.066	1:41.793	2:16.017	52.256	62.0	12:45.967	4	1	3:12.673	54.300	1:28.662	49.711	169.3	16:05.396
4	1	3:17.944	57.992	1:28.174	51.778	170.4	16:03.911	5	1	3:12.905	56.047	1:26.852	50.006	163.6	19:18.301
5	1	3:19.399	58.266	1:28.813	52.320	169.3	19:23.310	6	1	3:18.970	53.022	1:28.117	57.831	169.0	22:37.271
6	1	3:27.193	58.121	1:28.548	1:00.524	171.3	22:50.503	7	2	5:05.936	2:53.529	1:24.070	48.337	168.2	27:43.207
7	2	5:35.331	3:19.230	1:26.780	49.321	163.8	28:25.834	8	2	3:03.640	51.966	1:23.977	47.697	179.7	30:46.847
8	2	3:12.129	55.761	1:25.983	50.385	174.8	31:37.963	9	2	3:00.243	51.338	1:22.193	46.712	169.8	33:47.090
9	2	3:11.422	56.237	1:25.875	49.310	176.3	34:49.385	10	2	4:01.235	52.292	1:42.656	1:26.287	187.6	37:48.325
10	2	4:10.717	57.703	1:44.660	1:28.354	124.7	39:00.102								

139		Shelby Cobra 289 1963		GT5			
		1. Xavier DAYRAUT					
1	1	3:31.063	1:25.951	1:21.439	43.673	174.5	3:31.063
2	1	3:13.739	47.623	1:42.555	43.561	210.4	6:44.802
3	1	4:38.685	46.820	1:41.115	2:10.750	213.4	11:23.487
4	1	2:55.839	54.645	1:17.479	43.715	215.2	14:19.326
5	1	2:49.429	46.971	1:18.177	44.281	193.3	17:08.755
6	1	2:48.855	46.868	1:18.121	43.866	210.4	19:57.610
7	1	2:50.723	46.872	1:18.253	45.598	210.8	22:48.333
8	1	2:47.919	46.916	1:17.476	43.527	208.2	25:36.252
9	1	2:58.982	47.202	1:22.263	49.517	208.7	28:35.234
10	1	2:59.836	46.746	1:19.760	53.330	191.5	31:35.070

146		Lotus Elan 26R 1965		GT2			
		1. Olivier MEURENS					
1	1	3:25.942	1:08.627	1:30.311	47.004	151.0	3:25.942
2	1	3:23.490	49.846	1:45.523	48.121	183.6	6:49.432
3	1	4:43.239	50.855	1:46.898	2:05.486	203.3	11:32.671
4	1	3:00.135	51.699	1:22.911	45.525	203.7	14:32.806
5	1	2:58.735	50.209	1:22.727	45.799	203.7	17:31.541
6	1	2:57.980	49.421	1:22.520	46.039	201.3	20:29.521
7	1	2:57.817	49.869	1:22.281	45.667	200.5	23:27.338
8	1	3:19.135	53.798	1:27.932	57.405	157.5	26:46.473
9	1	6:37.048	4:23.541	1:26.302	47.205	168.7	33:23.521
10	1	3:33.649	49.404	1:26.044	1:18.201	202.5	36:57.170

147		Jaguar E-Type Coupé 3.8 1965		GT4			
		1. Guy GRANT 2. Mark HALES					
1	1	3:40.988	1:16.889	1:35.391	48.708	155.4	3:40.988
2	1	3:26.819	51.387	1:46.388	49.044	170.4	7:07.807
3	1	4:37.005	50.528	1:59.952	1:46.525	172.1	11:44.812
4	1	3:07.650	52.167	1:25.413	50.070	177.8	14:52.462
5	1	3:03.927	50.670	1:26.489	46.768	172.7	17:56.389
6	1	3:05.681	50.982	1:27.060	47.639	163.1	21:02.070
7	1	3:02.125	50.335	1:25.698	46.092	181.6	24:04.195
8	2	6:42.722	4:28.650	1:28.147	45.925	147.3	30:46.917
9	2	2:57.644	48.708	1:22.058	46.878	183.2	33:44.561
10	2	3:47.126	48.820	1:34.585	1:23.721	184.2	37:31.687

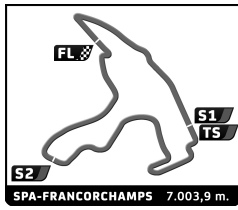
161		Austin-Healey 3000 Mk II 1962		GT3			
		1. Serge LIBENS 2. Jean-André COLLARD					
1	1	4:34.175	1:56.160	1:44.180	53.835	134.3	4:34.175

165		Jaguar E-Type Coupé 3.8 1964		GT4			
		1. Hervé TREMBLAYE					
1	1	3:34.702	1:14.770	1:32.148	47.784	142.0	3:34.702
2	1	3:26.085	52.571	1:46.240	47.274	194.0	7:00.787
3	1	4:37.100	51.783	2:04.372	1:40.945	178.1	11:37.887
4	1	3:06.577	54.037	1:25.703	46.837	182.6	14:44.464
5	1	3:04.215	52.615	1:23.480	48.120	178.4	17:48.679
6	1	3:03.431	52.480	1:23.759	47.192	183.9	20:52.110
7	1	3:02.787	52.263	1:23.313	47.211	176.3	23:54.897
8	1	3:27.871	51.766	1:23.617	1:12.488	171.3	27:22.768
9	1	6:28.865	3:41.588	1:44.849	1:02.428	163.3	33:51.633

169		Chevrolet Corvette C1 Phase 2 1960		GT5			
		1. Michel GROSFILLIER					
1	1	4:39.428	1:56.843	1:45.487	57.098	112.4	4:39.428
2	1	4:01.818	1:16.230	1:43.245	1:02.343	111.7	8:41.246
3	1	4:47.029	1:41.312	1:57.764	1:07.953	80.8	13:28.275
4	1	5:04.184	2:29.421	1:38.532	56.231	129.9	18:32.459
5	1	3:36.220	1:02.198	1:39.491	54.531	127.5	22:08.679
6	1	3:31.143	59.823	1:37.067	54.253	134.2	25:39.822
7	1	3:31.975	59.473	1:36.964	55.538	132.4	29:11.797
8	1	3:35.460	59.887	1:38.687	56.886	137.1	32:47.257
9	1	4:03.186	1:00.755	1:38.869	1:23.562	128.6	36:50.443

180		Jaguar E-Type 3.8 1965		GT4			
		1. Lee MOWLE 2. Phil KEEN					
1	1	2:44.677	41.254	1:19.656	43.767	181.6	2:44.677
2	1	3:31.692	48.264	1:21.572	1:21.856	185.2	6:16.369
3	1	4:04.939	47.052	1:27.017	1:50.870	189.0	10:21.308
4	1	3:36.244	1:34.273	1:18.369	43.602	178.1	13:57.552
5	1	2:45.358	46.371	1:16.475	42.512	201.7	16:42.910
6	1	3:03.707	47.026	1:20.065	56.616	176.3	19:46.617
7	2	5:29.948	3:15.377	1:24.600	49.971	156.8	25:16.565
8	2	2:59.332	49.536	1:22.793	47.003	183.6	28:15.897
9	2	2:59.915	49.049	1:24.797	46.069	183.2	31:15.812
10	2	2:54.964	49.030	1:20.450	45.484	194.4	34:10.776
11	2	3:49.755	49.656	1:42.538	1:17.561	187.3	38:00.531

181		Porsche 911 2.0 1965		GT2			
		1. Patrick PUGIN					
1	1	4:03.270	1:43.031	1:29.970	50.269	155.1	4:03.270



SIXTIES' ENDURANCE SPA CLASSIC QUALIFYING

Sector Analysis

Lap under Red Flag							Invalidated Lap		Personal Best		Session Best		B Crossing the pit lane			
Lap	D	Time	Sector 1	Sector 2	Sector 3	T. Spd	Elapsed	Lap	D	Time	Sector 1	Sector 2	Sector 3	T. Spd	Elapsed	
185 Lotus Elan 26R 1964																
1. Stephen BOND							GT2									
2. Cliff GRAY																
1	1	3:19.672	56.124	1:30.379	53.169	149.9	3:19.672	1	1	4:25.709 B	1:51.979	1:33.112	1:00.618	149.5	4:25.709	
2	1	3:28.273	53.838	1:42.573	51.862	171.5	6:47.945	2	1	14:53.157 B	...	1:26.269	1:00.673	160.3	19:18.866	
3	1	4:46.803	53.594	1:52.691	2:00.518	160.3	11:34.748	3	2	10:19.707 B	7:15.093	1:48.844	1:15.770	114.7	29:38.573	
4	1	3:16.681	57.829	1:28.304	50.548	160.8	14:51.429									
5	1	3:10.900	55.163	1:26.898	48.839	166.2	18:02.329									
6	1	3:22.295 B	53.584	1:28.055	1:00.656	166.8	21:24.624									
7	2	5:34.181	3:18.369	1:26.954	48.858	154.9	26:58.805									
8	2	7:09.921 B	52.222	5:03.580	1:14.119	180.3	34:08.726									
188 Ferrari 275 GTB 1965																
1. Andreas ROLNER							GT3									
2. Lars ROLNER																
1	1	4:16.780	1:58.282	1:31.150	47.348	140.2	4:16.780									
2	1	3:35.545	1:19.323	1:29.444	46.778	62.3	7:52.325									
3	1	4:41.697	1:42.670	2:13.778	45.249	65.3	12:34.022									
4	1	2:53.953	48.494	1:20.626	44.833	177.2	15:27.975									
5	1	3:15.508 B	47.976	1:23.623	1:03.909	176.0	18:43.483									
6	2	5:32.843	3:21.038	1:24.791	47.014	182.9	24:16.326									
7	2	2:58.895	50.026	1:22.651	46.218	175.4	27:15.221									
8	2	2:59.448	51.307	1:23.023	45.118	167.1	30:14.669									
9	2	3:00.019	50.455	1:22.526	47.038	164.9	33:14.688									
10	2	3:38.241 B	51.420	1:24.328	1:22.493	197.8	36:52.929									
190 Porsche 911 2.0 1965																
1. Jose Ruben ZANCHETTA							GT2									
2. Julian LEPPHAILLE																
1	2	3:50.371	1:34.643	1:27.354	48.374	138.3	3:50.371									
2	2	3:28.358	53.691	1:43.925	50.742	186.6	7:18.729									
3	2	4:38.790	53.734	2:02.891	1:42.165	133.5	11:57.519									
4	2	3:04.633	52.895	1:24.164	47.574	188.6	15:02.152									
5	2	3:05.328	53.742	1:23.772	47.814	187.9	18:07.480									
6	2	3:06.531	53.189	1:23.777	49.565	188.6	21:14.011									
7	2	3:17.395 B	53.342	1:23.492	1:00.561	173.9	24:31.406									
8	1	6:43.866	4:14.732	1:34.352	54.782	138.5	31:15.272									
9	1	3:15.723	56.094	1:27.988	51.641	173.3	34:30.995									
10	1	4:13.693 B	57.526	1:44.302	1:31.865	125.3	38:44.688									
194 Porsche 904/6 Carrera GTS 1964																
1. Catesby JONES							GT2									
2. Nick PADMORE																
1	2	3:46.383	1:35.084	1:25.476	45.823	136.3	3:46.383									
2	2	3:21.738	49.771	1:45.640	46.327	167.3	7:08.121									
3	2	4:36.694	50.595	2:03.053	1:43.046	181.3	11:44.815									
4	2	2:55.016	49.395	1:20.771	44.850	181.0	14:39.831									
5	2	3:01.750	50.510	1:22.552	48.688	172.7	17:41.581									
6	2	2:57.923	49.708	1:21.072	47.143	186.2	20:39.504									
7	2	3:13.882 B	50.933	1:24.211	58.738	175.7	23:53.386									
8	1	5:25.132	3:12.241	1:22.865	50.026	164.6	29:18.518									
9	1	2:56.060	50.390	1:20.407	45.263	181.9	32:14.578									
10	1	2:56.566	49.884	1:20.720	45.962	183.2	35:11.144									
421 Lotus Elan 26R 1964																
1. Lukas BUCHER							GT2									
2. Bruno WEIBEL																