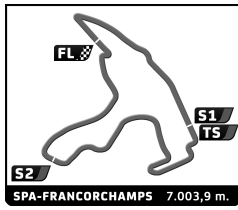


SIXTIES' ENDURANCE SPA CLASSIC PRIVATE PRACTICE

Sector Analysis

Lap under Red Flag Invalidated Lap Personal Best Session Best Crossing the pit lane

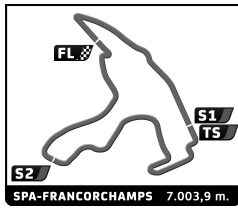
Lap	D	Time	Sector 1	Sector 2	Sector 3	T. Spd	Elapsed	Lap	D	Time	Sector 1	Sector 2	Sector 3	T. Spd	Elapsed
1 Shelby Cobra Daytona Coupe 1965 1. Maxime GUENAT 2. Guillaume MAHE GT5								4	1	2:54.249	48.864	1:21.159	44.226	185.6	13:24.615
								5	1	2:56.477	49.967	1:21.469	45.041	179.1	16:21.092
								6	1	2:58.228	51.586	1:21.770	44.872	190.4	19:19.320
								7	1	2:54.690	48.749	1:21.200	44.741	177.2	22:14.010
								8	1	3:10.117 B	48.816	1:20.902	1:00.399	178.7	25:24.127
								9	1	11:28.565	9:21.830	1:21.620	45.115	153.5	36:52.692
								10	1	2:49.466	48.087	1:18.347	43.032	192.9	39:42.158
								11	1	2:47.921	47.516	1:17.421	42.984	199.7	42:30.079
3 Shelby Cobra Daytona Coupe 1965 1. Armand MILLE 2. Yves SCEMAMA GT5															
								1	1	4:17.870	1:42.156	1:42.168	53.546	117.8	4:17.870
								2	1	4:31.904	1:26.366	2:02.311	1:03.227	98.4	8:49.774
								3	1	3:13.593	53.078	1:31.066	49.449	139.9	12:03.367
								4	1	3:15.235	53.073	1:30.882	51.280	159.7	15:18.602
								5	1	3:10.003	52.153	1:29.857	47.993	161.5	18:28.605
								6	1	3:07.747	51.966	1:27.739	48.042	155.6	21:36.352
								7	1	3:19.103 B	52.056	1:27.136	59.911	159.0	24:55.455
								8	1	13:52.719	...	1:28.825	50.502	144.6	38:48.174
								9	1	3:07.261	51.897	1:27.490	47.874	157.3	41:55.435
4 Jaguar E-Type 3.8 1963 1. Hervé ORDIONI 2. Jeanne MILLE GT4															
								1	2	4:45.570	1:56.081	1:42.642	1:06.847	125.4	4:45.570
								2	2	4:51.395	1:50.987	2:04.260	56.148	63.1	9:36.965
								3	2	3:40.501	1:02.934	1:40.389	57.178	131.9	13:17.466
								4	2	3:37.708	1:01.696	1:38.849	57.163	125.3	16:55.174
								5	2	3:45.293 B	1:01.605	1:38.387	1:05.301	130.6	20:40.467
								6	1	6:01.749	3:48.614	1:26.189	46.946	138.9	26:42.216
								7	1	4:52.976 B	1:07.768	1:52.830	1:52.378	107.2	31:35.192
								8	1	6:15.161	4:00.299	1:26.551	48.311	159.7	37:50.353
								9	1	3:05.072	53.454	1:25.181	46.437	184.5	40:55.425
6 Shelby Cobra Daytona Coupe 1964 1. Olivier GALANT GT5															
								1	1	4:17.619	1:40.898	1:42.482	54.239	112.2	4:17.619
								2	1	4:31.230	1:25.729	2:02.705	1:02.796	88.1	8:48.849
								3	1	3:13.590	53.503	1:30.974	49.113	142.8	12:02.439
								4	1	3:16.105 B	50.903	1:25.313	59.889	142.4	15:18.544
								5	1	7:09.930	4:59.000	1:23.548	47.382	143.6	22:28.474
								6	1	2:53.395	48.733	1:19.833	44.829	166.5	25:21.869
								7	1	4:01.071 B	48.137	1:38.855	1:34.079	170.7	29:22.940
7 Jaguar E-Type 3.8 1965 1. Vincent GAYE 2. Oliver BRYANT GT4															
								1	1	3:01.216	48.439	1:26.923	45.854	144.4	3:01.216
								2	1	3:53.255	51.399	1:31.700	1:30.156	164.6	6:54.471
								3	1	3:35.895	1:30.075	1:21.506	44.314	182.2	10:30.366
8 Jaguar E-Type 3.8 1965 1. Xavier GALANT GT4															
								1	1	4:17.870	1:42.156	1:42.168	53.546	117.8	4:17.870
								2	1	4:31.904	1:26.366	2:02.311	1:03.227	98.4	8:49.774
								3	1	3:13.593	53.078	1:31.066	49.449	139.9	12:03.367
								4	1	3:15.235	53.073	1:30.882	51.280	159.7	15:18.602
								5	1	3:10.003	52.153	1:29.857	47.993	161.5	18:28.605
								6	1	3:07.747	51.966	1:27.739	48.042	155.6	21:36.352
								7	1	3:19.103 B	52.056	1:27.136	59.911	159.0	24:55.455
								8	1	13:52.719	...	1:28.825	50.502	144.6	38:48.174
								9	1	3:07.261	51.897	1:27.490	47.874	157.3	41:55.435
12 Shelby Cobra 289 1963 1. Charles de VILLAUCOURT GT5															
								1	1	4:42.637	2:05.319	1:38.248	59.070	128.8	4:42.637
								2	1	4:39.814	1:51.174	2:01.126	47.514	60.2	9:22.451
								3	1	2:59.362	49.869	1:23.437	46.056	181.3	12:21.813
								4	1	3:00.400	49.830	1:23.599	46.971	172.4	15:22.213
								5	1	3:02.847	51.737	1:24.680	46.430	154.7	18:25.060
								6	1	3:12.093 B	49.993	1:22.737	59.363	170.4	21:37.153
								7	1	15:35.791	...	1:27.482	45.701	144.2	37:12.944
								8	1	2:59.980	50.208	1:23.489	46.283	175.4	40:12.924
18 Lotus Elan 26R 1965 1. Kyle TILLEY 2. Christian ALBRECHT GT2															
								1	1	3:14.586 B	49.722	1:26.036	58.828	150.6	3:14.586
								2	2	6:43.121	4:24.826	1:32.737	45.558	74.2	9:57.707
								3	2	2:59.632	50.125	1:23.417	46.090	185.6	12:57.339
								4	2	2:55.518	49.938	1:20.293	45.287	194.7	15:52.857
								5	2	3:11.602 B	51.381	1:22.832	57.389	180.6	19:04.459
								6	1	7:28.165	5:00.745	1:26.705	1:00.715	174.2	26:32.624
								7	1	4:52.734 B	1:00.886	2:05.132	1:46.716	102.0	31:25.358
								8	1	6:13.755	4:03.812	1:23.581	46.362	179.7	37:39.113
								9	1	2:54.853	49.668	1:19.984	45.201	190.4	40:33.966
21 Austin-Healey 3000 Mk I 1965 1. Claude BOVET 2. Julien DRAPER GT3															
								1	2	3:39.749	1:11.795	1:33.373	54.581	121.1	3:39.749
								2	2	4:50.495	1:01.650	1:57.560	1:51.285	115.4	8:30.244
								3	2	3:24.668	59.556	1:34.703	50.409	155.4	11:54.912
								4	2	3:19.743	55.777	1:33.085	50.881	159.5	15:14.655
								5	2	3:23.644 B	54.195	1:28.883	1:00.566	164.9	18:38.299
								6	1	7:37.148	4:59.177	1:41.256	56.715	134.0	26:15.447
								7	1	5:04.629 B	1:08.625	2:03.915	1:52.089	103.8	31:20.076



SIXTIES' ENDURANCE SPA CLASSIC PRIVATE PRACTICE

Sector Analysis

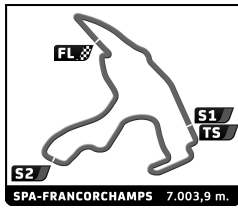
Lap under Red Flag							Invalidated Lap		Personal Best		Session Best		B Crossing the pit lane		
Lap	D	Time	Sector 1	Sector 2	Sector 3	T. Spd	Elapsed	Lap	D	Time	Sector 1	Sector 2	Sector 3	T. Spd	Elapsed
31 Shelby Cobra 289 1964 1. Benjamin MONNAY							GT5								
1	1	4:11.052	1:53.848	1:28.735	48.469	155.4	4:11.052								
2	1	4:32.331	1:24.644	2:04.355	1:03.332	84.3	8:43.383								
3	1	2:59.895	50.148	1:23.032	46.715	163.1	11:43.278								
4	1	2:51.949	48.062	1:19.728	44.159	179.1	14:35.227								
5	1	3:02.606	48.357	1:19.394	54.855	180.3	17:37.833								
6	1	6:58.335	4:53.538	1:20.497	44.300	165.4	24:36.168								
7	1	3:17.896	49.378	1:21.846	1:06.672	178.4	27:54.064								
36 Jaguar E-Type 3.8 1963 1. Pierre THIRIET 2. Philippe LENOIR							GT4								
1	1	4:36.499	2:15.586	1:28.564	52.349	164.6	4:36.499								
2	1	4:39.016	1:51.372	2:01.551	46.093	65.1	9:15.515								
3	1	2:54.822	49.999	1:19.986	44.837	177.8	12:10.337								
4	1	2:57.886	49.444	1:22.992	45.450	168.2	15:08.223								
5	1	2:56.195	49.033	1:21.109	46.053	172.4	18:04.418								
6	1	2:53.519	49.571	1:19.437	44.511	177.8	20:57.937								
7	1	3:12.324	49.898	1:25.854	56.572	155.9	24:10.261								
8	2	12:39.371	...	1:24.000	45.901	163.6	36:49.632								
9	2	2:55.868	50.038	1:19.781	46.049	167.9	39:45.500								
10	2	2:53.382	49.767	1:19.477	44.138	164.4	42:38.882								
39 Lotus Elan 26R 1964 1. François BOURDIN 2. Charles BOURDIN							GT2								
1	2	3:59.105	1:23.043	1:35.433	1:00.629	136.0	3:59.105								
2	2	5:40.873	3:08.547	1:43.821	48.505	78.8	9:39.978								
3	2	3:07.745	57.071	1:24.216	46.458	183.2	12:47.723								
4	2	3:01.258	52.514	1:22.930	45.814	191.5	15:48.981								
5	2	2:59.235	51.145	1:21.788	46.302	192.9	18:48.216								
6	2	3:09.843	51.180	1:21.749	56.914	180.0	21:58.059								
7	1	5:42.881	3:03.250	1:31.291	1:08.340	161.0	27:40.940								
8	1	9:44.665	7:28.376	1:28.181	48.108	145.6	37:25.605								
9	1	3:08.433	54.115	1:26.969	47.349	157.3	40:34.038								
42 Porsche 911 2.0 1965 1. Uwe KOLB 2. Patrick KOLB							GT2								
1	1	4:46.174	1:56.294	1:43.619	1:06.261	119.6	4:46.174								
2	1	4:51.880	1:51.235	2:04.391	56.254	66.4	9:38.054								
3	1	3:29.210	1:02.558	1:33.890	52.762	140.6	13:07.264								
4	1	3:20.678	57.063	1:31.247	52.368	159.0	16:27.942								
5	1	3:19.770	57.700	1:30.644	51.426	159.3	19:47.712								
6	1	3:35.209	58.413	1:31.038	1:05.758	152.8	23:22.921								
7	1	6:10.562	2:58.280	1:45.010	1:27.272	154.2	29:33.483								
8	1	8:14.030	5:50.561	1:31.524	51.945	143.2	37:47.513								
9	1	3:20.804	57.336	1:30.022	53.446	172.1	41:08.317								
43 Jaguar E-Type 3.8 1965 1. James THORPE 2. Jonathan MITCHELL							GT4								
1	1	2:45.492	40.828	1:20.148	44.516	169.3	2:45.492								
45 Porsche 911 2.0 1965 1. Frank LAUDENKLOS 2. Oliver BRYANT							GT2								
1	2	3:29.913	1:15.652	1:26.096	48.165	146.3	3:29.913								
2	2	4:58.295	55.741	2:12.452	1:50.102	101.9	8:28.208								
3	2	3:02.173	52.619	1:22.046	47.508	190.4	11:30.381								
4	2	3:17.859	55.164	1:23.590	59.105	184.9	14:48.240								
5	1	8:13.935	5:51.112	1:31.329	51.494	151.7	23:02.175								
6	1	3:19.265	57.283	1:30.309	51.673	173.9	26:21.440								
7	1	5:00.598	1:05.085	2:10.170	1:45.343	102.3	31:22.038								
8	1	6:26.566	4:04.677	1:29.525	52.364	170.4	37:48.604								
9	1	3:22.995	56.769	1:31.478	54.748	164.4	41:11.599								
47 Porsche 904/6 Carrera GTS 1965 1. Johannes STENDEL 2. Andrew SMITH							GT2								
1	2	3:17.090	1:08.473	1:23.876	44.741	145.6	3:17.090								
2	2	5:01.449	52.216	2:10.386	1:58.847	180.0	8:18.539								
3	2	3:04.811	50.159	1:29.968	44.684	199.3	11:23.350								
4	2	3:05.509	50.130	1:21.385	53.994	169.8	14:28.859								
5	1	6:35.821	4:28.520	1:21.307	45.994	174.8	21:04.680								
6	1	2:57.704	50.724	1:20.681	46.299	195.1	24:02.384								
7	1	3:07.053	51.642	1:20.450	54.961	195.1	27:09.437								
8	1	10:00.537	7:50.731	1:23.853	45.953	160.3	37:09.974								
9	1	3:00.548	50.995	1:22.386	47.167	197.4	40:10.522								
50 Bizzarrini 5300 GT 1965 1. Loris HEZEMANS 2. Liam HEZEMANS							GT5								
1	1	3:08.923	1:03.813	1:20.362	44.748	171.3	3:08.923								
2	1	4:16.385	46.771	1:52.401	1:37.213	201.3	7:25.308								
3	1	7:39.197	5:32.381	1:22.229	44.587	181.0	15:04.505								
4	1	2:48.992	46.100	1:18.973	43.919	196.6	17:53.497								
5	1	3:01.007	46.310	1:19.328	55.369	189.0	20:54.504								
53 Lotus Elan S1 1965 1. Lando GRAF VON WEDEL 2. Alexis GRAF VON WEDEL							GT2								
1	1	4:04.671	1:47.526	1:29.625	47.520	131.8	4:04.671								
2	1	4:39.423	1:29.347	2:04.388	1:05.688	72.1	8:44.094								
3	1	3:00.255	51.229	1:23.207	45.819	171.8	11:44.349								
4	1	2:57.002	51.454	1:20.073	45.475	173.6	14:41.351								
5	1	3:03.914	49.775	1:20.042	54.097	186.6	17:45.265								
6	2	6:40.140	4:34.179	1:21.454	44.507	184.5	24:25.405								
7	2	3:16.455	49.224	1:21.603	1:05.628	200.5	27:41.860								
8	2	9:12.267	7:06.433	1:19.790	46.044	192.2	36:54.127								
9	2	2:52.236	48.841	1:19.118	44.277	203.7	39:46.363								



SIXTIES' ENDURANCE SPA CLASSIC PRIVATE PRACTICE

Sector Analysis

Lap under Red Flag							Invalidated Lap		Personal Best		Session Best		B Crossing the pit lane		
Lap	D	Time	Sector 1	Sector 2	Sector 3	T. Spd	Elapsed	Lap	D	Time	Sector 1	Sector 2	Sector 3	T. Spd	Elapsed
54 Austin-Healey 3000 Mk II 1965 1. Philipp ZUMSTEIN							GT3								
1	1	5:15.034	2:26.206	1:41.682	1:07.146	100.8	5:15.034								
2	1	4:34.297	1:47.090	1:54.045	53.162	76.3	9:49.331								
3	1	3:24.315	56.322	1:35.283	52.710	154.9	13:13.646								
4	1	3:17.377	55.421	1:30.485	51.471	161.8	16:31.023								
5	1	3:17.469	56.281	1:30.481	50.707	153.5	19:48.492								
6	1	3:17.476	55.801	1:31.042	50.633	149.7	23:05.968								
7	1	3:17.189	54.863	1:30.693	51.633	161.0	26:23.157								
8	1	5:01.153 B	1:05.014	2:09.800	1:46.339	97.8	31:24.310								
9	1	6:29.059	4:05.354	1:30.825	52.880	152.4	37:53.369								
10	1	3:16.902	54.501	1:30.038	52.363	145.4	41:10.271								
55 Lotus Elan 26R 1964 1. Stephan JOEBSTL 2. Will NUTHALL							GT2								
1	2	3:50.856	1:32.168	1:31.469	47.219	125.1	3:50.856								
2	2	4:52.296	1:07.914	2:11.439	1:32.943	92.6	8:43.152								
3	2	2:58.923	50.005	1:22.241	46.677	169.3	11:42.075								
4	2	2:54.976	49.069	1:20.894	45.013	172.7	14:37.051								
5	2	3:10.598B	51.263	1:20.884	58.451	171.5	17:47.649								
6	1	5:24.181	3:11.097	1:26.330	46.754	141.0	23:11.830								
7	1	3:05.582	51.847	1:26.327	47.408	163.3	26:17.412								
8	1	4:57.436 B	58.456	1:59.545	1:59.435	116.4	31:14.848								
9	1	7:03.540	4:53.625	1:23.391	46.524	162.8	38:18.388								
10	1	2:59.143	50.513	1:22.312	46.318	175.7	41:17.531								
60 Ginetta G4R 1965 1. Josh WARD 2. Thomas WARD							GT2								
1	2	3:24.870	1:04.922	1:31.790	48.158	154.4	3:24.870								
2	2	4:58.947	53.404	2:04.378	2:01.165	180.6	8:23.817								
3	2	3:05.263	51.179	1:26.701	47.383	187.3	11:29.080								
4	2	3:05.488	51.725	1:25.885	47.878	179.1	14:34.568								
5	2	3:04.687	51.651	1:25.787	47.249	182.2	17:39.255								
6	2	3:06.947	53.689	1:25.639	47.619	178.1	20:46.202								
7	2	3:17.436B	52.199	1:25.476	59.761	185.2	24:03.638								
8	1	12:46.978	...	1:25.710	47.212	169.3	36:50.616								
9	1	3:02.568	51.381	1:24.444	46.743	184.2	39:53.184								
10	1	3:02.449	51.870	1:24.441	46.138	164.1	42:55.633								
61 Morgan SLR 1965 1. Simon OREBI GANN 2. Calum LOCKIE							GT3								
1	2	3:28.880	1:13.944	1:28.132	46.804	134.7	3:28.880								
2	2	4:53.450	53.494	2:03.574	1:56.382	147.7	8:22.330								
3	2	3:00.516	52.138	1:21.744	46.634	184.2	11:22.846								
4	2	3:14.432B	52.321	1:21.976	1:00.135	183.6	14:37.278								
5	1	8:05.612	5:40.842	1:32.954	51.816	126.8	22:42.890								
6	1	3:15.582	57.763	1:28.064	49.755	154.7	25:58.472								
7	1	4:11.681 B	55.481	1:45.893	1:30.307	142.4	30:10.153								
8	1	7:31.890	5:09.241	1:32.158	50.491	154.2	37:42.043								
9	1	3:12.410	55.162	1:27.412	49.836	155.6	40:54.453								
63 AC Cobra 289 SI 1965 1. Roderick JACK 2. Rory JACK							GT5								
1	2	5:11.072	2:25.780	1:35.437	1:09.855	117.9	5:11.072								
2	2	4:26.701	1:48.448	1:49.224	49.029	72.7	9:37.773								
3	2	3:01.806	50.990	1:24.810	46.006	164.6	12:39.579								
4	2	2:56.815	49.192	1:22.371	45.252	171.8	15:36.394								
5	2	2:59.422	50.911	1:22.897	45.614	167.1	18:35.816								
6	2	2:58.728	49.986	1:22.994	45.748	177.2	21:34.544								
7	2	3:09.277B	49.144	1:21.983	58.150	177.5	24:43.821								
8	2	12:10.926	9:58.192	1:25.344	47.390	152.1	36:54.747								
9	2	2:58.946	49.050	1:23.021	46.875	170.1	39:53.693								
10	2	2:58.184	49.214	1:22.728	46.242	168.4	42:51.877								
64 AC Cobra 289 SI 1964 1. Tony SINCLAIR 2. Greg CATON							GT5								
1	2	3:02.949	52.839	1:23.415	46.695	161.3	3:02.949								
2	2	3:54.916	49.753	1:33.458	1:31.705	167.9	6:57.865								
3	2	3:33.759	1:27.229	1:21.890	44.640	165.4	10:31.624								
4	2	2:51.329	47.843	1:19.804	43.682	173.0	13:22.953								
5	2	3:19.213B	53.520	1:24.062	1:01.631	154.2	16:42.166								
6	1	7:24.601	5:05.045	1:30.895	48.661	148.2	24:06.767								
65 Shelby Cobra 289 1965 1. Vincent KOLB 2. Alexander KOLB							GT5								
1	2	4:04.004	1:46.285	1:29.697	48.022	129.6	4:04.004								
2	2	4:38.075	1:29.182	2:04.406	1:04.487	79.3	8:42.079								
3	2	3:08.056B	50.300	1:22.574	55.182	170.1	11:50.135								
4	2	5:05.403	2:55.892	1:24.105	45.406	166.2	16:55.538								
5	2	2:55.379	49.542	1:21.282	44.555	196.2	19:50.917								
6	2	3:11.074B	53.236	1:23.088	54.750	177.2	23:01.991								
7	2	5:55.144 B	2:46.413	1:34.149	1:34.582	163.3	28:57.135								
8	2	8:53.096	6:38.712	1:28.071	46.313	137.6	37:50.231								
9	2	2:50.852	48.662	1:19.021	43.169	178.1	40:41.083								
67 Shelby Mustang GT350 1965 1. Thomas STUDER							GT5								
1	1	3:57.469	1:32.734	1:33.110	51.625	111.3	3:57.469								
2	1	4:35.850	1:12.955	2:02.067	1:20.828	102.8	8:33.319								
3	1	3:09.794	52.559	1:27.458	49.777	185.6	11:43.113								
4	1	3:16.948B	52.091	1:24.378	1:00.479	161.3	15:00.061								
5	1	6:25.504	4:11.574	1:25.419	48.511	154.2	21:25.565								
6	1	3:04.272	52.443	1:24.555	47.274	164.1	24:29.837								
7	1	3:27.172 B	51.337	1:26.705	1:09.130	176.9	27:57.009								
8	1	9:02.013	6:51.145	1:24.247	46.621	154.4	36:59.022								
9	1	3:00.931	50.416	1:22.704	47.811	176.6	39:59.953								
10	1	3:03.139	51.683	1:23.900	47.556	182.9	43:03.092								
72 Jaguar E-Type 3.8 1965 1. Ross HYETT 2. Nick HYETT							GT4								
1	1	4:35.735	2:08.065	1:34.212	53.458	140.1	4:35.735								
2	1	4:39.817	1:50.645	2:01.530	47.642	67.0	9:15.552								
3	1	2:56.942	50.607	1:21.233	45.102	179.4	12:12.494								



SIXTIES' ENDURANCE SPA CLASSIC PRIVATE PRACTICE

Sector Analysis

Lap	D	Time	Sector 1	Sector 2	Sector 3	T. Spd	Elapsed	Lap under Red Flag	Invalidated Lap	Personal Best	Session Best	Crossing the pit lane
4	1	3:02.510	50.284	1:25.205	47.021	181.6	15:15.004					
5	1	2:57.326	49.268	1:21.558	46.500	186.6	18:12.330					
6	1	2:57.230	50.241	1:21.926	45.063	198.5	21:09.560					
7	1	3:08.918	B 49.318	1:21.101	58.499	176.9	24:18.478					
8	2	12:36.263	...	1:27.799	49.151	155.6	36:54.741					
9	2	3:04.830	50.954	1:23.771	50.105	172.7	39:59.571					
10	2	3:00.278	50.068	1:23.251	46.959	183.9	42:59.849					

73 Jaguar E-Type Low Drag Coupe 1963

1. Laurent JASPERS GT4

1	1	3:24.696	1:10.587	1:27.069	47.040	127.0	3:24.696
2	1	4:56.664	50.464	2:06.378	1:59.822	178.4	8:21.360
3	1	2:57.756	50.632	1:21.188	45.936	181.3	11:19.116
4	1	2:54.575	48.778	1:20.554	45.243	186.9	14:13.691
5	1	3:10.895	B 49.897	1:22.781	58.217	176.0	17:24.586
6	1	5:41.872	3:33.166	1:22.574	46.132	169.3	23:06.458
7	1	2:58.697	50.933	1:21.669	46.095	182.2	26:05.155
8	1	4:06.813	B 49.748	1:45.888	1:31.177	142.4	30:11.968
9	1	7:00.422	4:51.496	1:22.398	46.528	173.9	37:12.390
10	1	2:57.282	48.670	1:20.936	47.676	202.9	40:09.672

74 AC Cobra 289 Mk II 1965

1. Bas JANSEN GT5
2. Chris CHILES JR

1	1	4:01.928	1:46.794	1:27.360	47.774	128.0	4:01.928
2	1	4:38.628	1:28.402	2:05.531	1:04.695	79.3	8:40.556
3	1	2:53.495	49.469	1:20.113	43.913	189.7	11:34.051
4	1	2:49.832	46.753	1:18.587	44.492	206.1	14:23.883
5	1	2:49.055	47.212	1:18.190	43.653	200.1	17:12.938
6	1	3:06.491	B 48.120	1:20.177	58.194	183.2	20:19.429
7	1	5:42.620	3:34.381	1:23.119	45.120	162.0	26:02.049
8	1	4:03.418	B 49.924	1:45.701	1:27.793	161.3	30:05.467
9	1	7:09.295	5:03.390	1:21.369	44.536	159.0	37:14.762
10	1	2:51.919	47.916	1:19.598	44.405	190.0	40:06.681

76 Shelby Cobra 289 1963

1. Olivier HART GT5
2. Abraham BONTRUP

1	1	3:18.905	1:13.408	1:21.678	43.819	149.0	3:18.905
2	1	4:56.518	47.588	2:11.400	1:57.530	207.0	8:15.423
3	1	2:46.210	46.610	1:17.099	42.501	204.1	11:01.633
4	1	2:45.584	46.342	1:16.912	42.330	210.4	13:47.217
5	1	3:12.593	B 49.723	1:27.301	55.569	136.9	16:59.810
6	2	6:57.410	4:49.490	1:23.077	44.843	141.8	23:57.220
7	2	2:53.426	48.270	1:20.713	44.443	169.6	26:50.646
8	2	4:50.567	B 1:19.932	1:43.392	1:47.243	132.4	31:41.213
9	2	6:14.479	4:03.671	1:22.195	48.613	175.4	37:55.692
10	2	2:54.389	48.691	1:21.670	44.028	194.0	40:50.081

77 Shelby Cobra 289 1965

1. Robin GREENHALGH GT5
2. Eric VAN DE POELE

1	1	8:13.280	3:59.828	2:09.767	2:03.685	166.0	8:13.280
2	1	3:01.132	51.194	1:23.320	46.618	176.3	11:14.412
3	1	2:58.896	50.543	1:22.293	46.060	193.3	14:13.308
4	1	2:58.207	50.123	1:22.204	45.880	195.1	17:11.515

79 Lotus Elan 26R 1965

1. Mark DRAIN GT2
2. Alfie BRIGGS

1	1	3:27.379	1:12.725	1:27.737	46.917	119.0	3:27.379
2	1	4:54.014	52.500	2:04.826	1:56.688	150.4	8:21.393
3	1	3:00.280	52.054	1:22.150	46.076	169.8	11:21.673
4	1	3:01.912	51.457	1:23.467	46.988	167.3	14:23.585
5	1	2:59.791	50.720	1:22.195	46.876	191.5	17:23.376
6	1	2:59.785	50.948	1:21.793	47.044	179.1	20:23.161
7	1	3:16.849	B 51.111	1:25.148	1:00.590	183.6	23:40.010
8	1	5:49.108	B 2:40.130	1:35.181	1:33.797	181.9	29:29.118
9	2	7:39.580	5:31.280	1:21.931	46.369	173.6	37:08.698
10	2	2:53.754	49.526	1:19.997	44.231	200.1	40:02.452

81 Shelby Cobra 289 1965

1. Patrick BONNARDEL GT5

1	1	3:10.814	1:05.045	1:21.665	44.104	157.5	3:10.814
2	1	5:00.227	48.156	2:08.546	2:03.525	200.9	8:11.041
3	1	2:52.389	48.058	1:19.812	44.519	192.5	11:03.430
4	1	3:01.054	B 47.612	1:20.181	53.261	198.9	14:04.484
5	1	6:27.563	4:10.796	1:26.364	50.593	146.3	20:32.237
6	1	3:03.960	50.888	1:24.586	48.486	155.9	23:36.197
7	1	3:01.988	50.705	1:23.915	47.368	165.7	26:38.185
8	1	4:50.005	B 1:04.551	1:57.635	1:47.819	126.2	31:28.190
9	1	6:16.561	4:01.441	1:26.697	48.423	173.0	37:44.751
10	1	3:03.983	50.849	1:25.231	47.903	163.8	40:48.734

92 Jaguar E-Type 3.8 1961

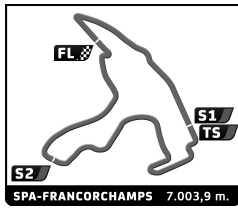
1. Marc GORDON GT4
2. Nick FINBURGH

1	1	4:48.933	2:06.040	1:44.064	58.829	116.3	4:48.933
2	1	4:50.379	1:50.218	2:03.536	56.625	68.2	9:39.312
3	1	3:21.429	1:00.211	1:30.918	50.300	143.8	13:00.741
4	1	3:16.555	55.013	1:30.417	51.125	143.2	16:17.296
5	1	3:18.093	57.271	1:30.386	50.436	148.2	19:35.389
6	1	3:25.691	B 54.159	1:28.585	1:02.947	151.2	23:01.080
7	2	7:14.803	B 4:00.199	1:52.692	1:21.912	140.8	30:15.883
8	2	7:37.904	5:18.465	1:28.991	50.448	162.0	37:53.787
9	2	3:11.809	53.685	1:27.560	50.564	171.3	41:05.596

94 Jaguar E-Type 3.8 1962

1. Stephan KOENIG GT4
2. Philipp KOENIG

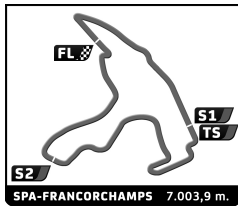
1	1	2:59.757	44.545	1:27.844	47.368	135.4	2:59.757
2	1	3:53.272	51.613	1:30.523	1:31.136	168.4	6:53.029
3	1	3:41.104	1:30.869	1:24.713	45.522	158.0	10:34.133
4	1	2:59.095	50.304	1:22.675	46.116	181.6	13:33.228
5	1	3:15.251	B 50.400	1:25.553	59.298	169.6	16:48.479
6	1	8:12.464	6:00.444	1:25.837	46.183	152.8	25:00.943



SIXTIES' ENDURANCE SPA CLASSIC PRIVATE PRACTICE

Sector Analysis

Lap under Red Flag							Invalidated Lap		Personal Best		Session Best		B Crossing the pit lane		
Lap	D	Time	Sector 1	Sector 2	Sector 3	T. Spd	Elapsed	Lap	D	Time	Sector 1	Sector 2	Sector 3	T. Spd	Elapsed
98 Shelby Cobra 289 1965 1.Nikolaus DITTING GT5															
7	1	4:03.290 B	51.123	1:34.169	1:37.998	177.2	29:04.233								
8	1	8:17.139	6:03.911	1:25.703	47.525	163.3	37:21.372								
9	1	3:08.737	50.557	1:22.592	55.588	185.2	40:30.109								
1	1	4:15.012	1:49.461	1:35.584	49.967	130.2	4:15.012								
2	1	4:30.294	1:24.018	2:03.834	1:02.442	80.7	8:45.306								
3	1	2:58.519	49.265	1:23.570	45.684	171.8	11:43.825								
4	1	3:01.866 B	48.367	1:20.232	53.267	185.6	14:45.691								
5	1	8:15.904	5:58.059	1:30.768	47.077	131.2	23:01.595								
6	1	2:56.903	49.614	1:21.629	45.660	191.8	25:58.498								
7	1	4:01.951 B	49.036	1:48.449	1:24.466	192.5	30:00.449								
8	1	8:10.691	6:05.863	1:19.704	45.124	182.6	38:11.140								
9	1	3:04.379 B	48.340	1:20.254	55.785	196.2	41:15.519								
110 Porsche 904/6 Carrera GTS 1964 1.Dr Afschin FATEMI GT2															
1	1	7:00.318 B	2:53.073	1:52.781	2:14.464	78.6	7:00.318								
2	1	5:04.551	2:51.734	1:25.444	47.373	154.0	12:04.869								
3	1	3:06.230	54.091	1:24.983	47.156	173.9	15:11.099								
4	1	3:00.841	51.984	1:22.287	46.570	178.7	18:11.940								
5	1	3:07.783	51.501	1:27.391	48.891	178.7	21:19.723								
6	1	2:57.712	51.291	1:20.918	45.503	189.0	24:17.435								
7	1	3:34.073 B	50.250	1:30.492	1:13.331	196.6	27:51.508								
112 Alfa Romeo Giulia Sprint GTA 1965 1.Jouke JELGERHUIS SWILD GT2															
1	1	9:26.850	6:25.143	2:04.810	56.897	64.0	9:26.850								
2	1	3:32.916	1:02.687	1:35.414	54.815	153.5	12:59.766								
3	1	3:31.846	1:02.600	1:35.033	54.213	153.3	16:31.612								
4	1	3:40.829 B	1:02.220	1:34.766	1:03.843	154.0	20:12.441								
5	1	6:26.524	3:59.237	1:34.373	52.914	146.9	26:38.965								
6	1	4:54.042 B	1:08.392	1:54.281	1:51.369	124.2	31:33.007								
7	1	7:03.347	4:36.019	1:32.808	54.520	143.0	38:36.354								
8	1	3:40.788 B	1:02.089	1:32.670	1:06.029	153.7	42:17.142								
131 Porsche 911 2.0 1965 1.Jules DONCIEUX 2.Marc DONCIEUX GT2															
1	1	3:58.577	1:35.116	1:32.145	51.316	132.8	3:58.577								
2	1	4:36.257	1:19.807	1:56.076	1:20.374	92.0	8:34.834								
3	1	3:12.704	55.630	1:28.227	48.847	168.2	11:47.538								
4	1	3:08.662	56.002	1:24.610	48.050	172.1	14:56.200								
5	1	3:17.529 B	54.853	1:24.853	57.823	181.3	18:13.729								
6	1	6:34.507	4:20.784	1:24.467	49.256	166.2	24:48.236								
7	1	3:44.669 B	55.109	1:33.087	1:16.473	177.5	28:32.905								
8	1	9:25.388	7:09.050	1:27.046	49.292	163.1	37:58.293								
9	1	3:13.389	57.850	1:25.043	50.496	173.3	41:11.682								
139 Shelby Cobra 289 1963 1.Xavier DAYRAUT GT5															
1	1	3:20.231	1:10.304	1:24.680	45.247	137.4	3:20.231								
2	1	4:55.754	48.855	2:09.473	1:57.426	196.2	8:15.985								
146 Lotus Elan 26R 1965 1.Olivier MEURENS GT2															
1	1	4:33.162	2:09.967	1:30.848	52.347	137.1	4:33.162								
2	1	4:38.956	1:49.911	2:02.248	46.797	66.5	9:12.118								
3	1	2:59.650	50.126	1:22.913	46.611	203.3	12:11.768								
4	1	3:18.766 B	49.629	1:24.030	1:05.107	198.5	15:30.534								
5	1	5:20.496	3:05.987	1:27.949	46.560	175.7	20:51.030								
6	1	3:00.711	49.876	1:23.195	47.640	200.5	23:51.741								
7	1	2:57.230	49.489	1:21.918	45.823	204.5	26:48.971								
8	1	4:48.097 B	1:19.919	1:40.398	1:47.780	138.5	31:37.068								
147 Jaguar E-Type Coupé 3.8 1965 1.Guy GRANT 2.Mark HALES GT4															
1	2	3:46.300	1:10.937	1:39.075	56.288	88.4	3:46.300								
2	2	4:45.885	56.483	1:56.893	1:52.509	106.4	8:32.185								
3	2	2:56.802	49.717	1:21.457	45.628	177.8	11:28.987								
4	2	3:14.744 B	48.654	1:20.952	1:05.138	199.7	14:43.731								
5	1	11:02.796	8:38.662	1:34.539	49.595	154.2	25:46.527								
6	1	4:09.098 B	52.272	1:54.999	1:21.827	187.3	29:55.625								
165 Jaguar E-Type Coupé 3.8 1964 1.Hervé TREMBLAYE GT4															
1	1	4:32.314	1:57.070	1:42.003	53.241	115.1	4:32.314								
2	1	4:42.668	1:49.944	2:02.274	50.450	69.8	9:14.982								
3	1	3:24.808 B	54.678	1:28.303	1:01.827	175.7	12:39.790								
4	1	6:09.791	3:51.252	1:27.136	51.403	166.8	18:49.581								
5	1	3:10.024	53.797	1:27.415	48.812	176.0	21:59.605								
6	1	3:06.441	53.250	1:25.632	47.559	192.5	25:06.046								
7	1	4:12.288 B	52.856	1:32.429	1:47.003	176.0	29:18.334								
8	1	8:16.554	6:01.470	1:27.861	47.223	148.8	37:34.888								
9	1	3:04.220	52.823	1:24.327	47.070	187.6	40:39.108								
180 Jaguar E-Type 3.8 1965 1.Lee MOWLE 2.Phil KEEN GT4															
1	1	2:42.822	39.628	1:19.284	43.910	171.8	2:42.822								
2	1	4:07.393	47.154	1:39.408	1:40.831	195.9	6:50.215								
3	1	3:32.593	1:29.724	1:18.449	44.420	184.9	10:22.808								
4	1	2:47.763	46.043	1:16.561	45.159	203.3	13:10.571								
5	1	2:59.089 B	46.723	1:18.653	53.713	178.4	16:09.660								
185 Lotus Elan 26R 1964 1.Stephen BOND 2.Cliff GRAY GT2															
1	2	3:59.552	1:33.883	1:33.412	52.257	125.6	3:59.552								
2	2	4:46.289	1:12.490	2:01.039	1:32.760	112.8	8:45.841								
3	2	3:09.440	53.248	1:27.310	48.882	182.9	11:55.281								



SIXTIES' ENDURANCE SPA CLASSIC PRIVATE PRACTICE

Sector Analysis

Lap under Red Flag Invalidated Lap Personal Best Session Best Crossing the pit lane

Lap	D	Time	Sector 1	Sector 2	Sector 3	T. Spd	Elapsed	Lap	D	Time	Sector 1	Sector 2	Sector 3	T. Spd	Elapsed
4	2	3:07.611	52.785	1:27.184	47.642	165.2	15:02.892								
5	2	3:15.516 B	52.180	1:26.464	56.872	174.2	18:18.408								
6	1	5:43.522	3:20.337	1:32.373	50.812	144.4	24:01.930								
7	1	3:34.003 B	55.865	1:31.677	1:06.461	153.1	27:35.933								
8	1	10:47.967	8:32.033	1:26.766	49.168	165.4	38:23.900								
9	1	3:09.495	52.532	1:27.200	49.763	156.8	41:33.395								

188		Ferrari 275 GTB 1965				GT3	
		1. Andreas ROLNER					
		2. Lars ROLNER					
1	1	4:40.701	2:14.107	1:30.495	56.099	167.3	4:40.701
2	1	4:37.368	1:51.225	2:00.517	45.626	65.1	9:18.069
3	1	2:55.606	48.197	1:22.825	44.584	181.3	12:13.675
4	1	3:00.629	48.011	1:25.938	46.680	170.1	15:14.304
5	1	3:07.742 B	48.040	1:22.403	57.299	186.6	18:22.046
6	1	6:28.475	4:01.657	1:38.939	47.879	132.8	24:50.521
7	1	3:40.573 B	51.909	1:33.290	1:15.374	177.8	28:31.094
8	2	8:40.808	6:27.242	1:26.673	46.893	172.7	37:11.902
9	2	2:59.886	50.735	1:22.948	46.203	181.6	40:11.788

190		Porsche 911 2.0 1965				GT2	
		1. Jose Ruben ZANCHETTA					
		2. Julian LEPPHAILLE					
1	2	4:44.663	2:08.855	1:36.578	59.230	127.0	4:44.663
2	2	4:40.328	1:50.443	2:00.936	48.949	60.2	9:24.991
3	2	3:16.883 B	54.513	1:23.896	58.474	183.6	12:41.874
4	1	7:02.404	4:39.334	1:29.908	53.162	149.0	19:44.278
5	1	3:13.746	56.160	1:28.143	49.443	158.0	22:58.024
6	1	3:12.077	55.301	1:27.622	49.154	181.9	26:10.101
7	1	4:59.588 B	56.304	2:07.294	1:55.990	141.8	31:09.689
8	1	6:56.583	4:40.424	1:26.627	49.532	167.1	38:06.272
9	1	3:09.627	54.489	1:25.741	49.397	186.6	41:15.899

194		Porsche 904/6 Carrera GTS 1964				GT2	
		1. Catesby JONES					
1	1	4:43.611 B	2:07.218	1:34.573	1:01.820	135.1	4:43.611
2	1	5:22.530	3:07.383	1:30.003	45.144	68.7	10:06.141
3	1	3:04.996	55.732	1:20.881	48.383	160.0	13:11.137
4	1	3:02.154	53.269	1:23.073	45.812	174.5	16:13.291
5	1	3:15.017 B	54.605	1:20.453	59.959	166.8	19:28.308
6	1	6:50.346	4:36.177	1:25.888	48.281	156.3	26:18.654
7	1	4:57.994 B	58.321	2:01.990	1:57.683	112.0	31:16.648
8	1	6:15.008	4:05.558	1:22.650	46.800	191.1	37:31.656
9	1	2:58.148	50.442	1:22.285	45.421	171.3	40:29.804

421		Lotus Elan 26R 1964				GT2	
		1. Lukas BUCHER					
		2. Bruno WEIBEL					
1	1	4:14.460	1:50.202	1:33.691	50.567	131.2	4:14.460
2	1	4:31.946	1:22.191	2:03.929	1:05.826	87.8	8:46.406
3	1	3:05.107	51.716	1:24.985	48.406	178.1	11:51.513
4	1	3:04.288	51.881	1:24.285	48.122	175.4	14:55.801
5	1	3:14.069 B	51.976	1:24.271	57.822	177.5	18:09.870
6	2	9:39.713 B	6:52.986	1:33.463	1:13.264	136.9	27:49.583
7	2	9:12.471	6:53.975	1:28.042	50.454	170.4	37:02.054
8	2	3:08.021	52.777	1:26.075	49.169	188.3	40:10.075