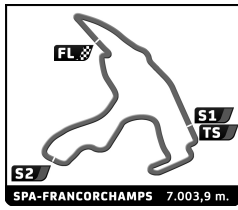


HERITAGE TOURING CUP 1 SPA CLASSIC RACE

Sector Analysis

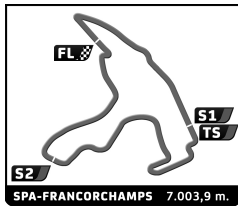
Lap under Red Flag							Invalidated Lap		Personal Best		Session Best		B Crossing the pit lane		
Lap	D	Time	Sector 1	Sector 2	Sector 3	T. Spd	Elapsed	Lap	D	Time	Sector 1	Sector 2	Sector 3	T. Spd	Elapsed
3	Ford Capri RS 3100 Cologne 1974							TC2							
1.Maurizio BIANCO															
2.Michael KAMMERMANN															
1	1	2:46.591	48.854	1:15.606	42.131	182.9	2:46.591	3	1	2:56.451	49.611	1:21.323	45.517	192.2	9:03.061
2	1	2:43.545	46.150	1:15.499	41.896	192.9	5:30.136	4	1	3:51.846	49.397	1:45.515	1:16.934	176.9	12:54.907
3	1	2:42.233	46.066	1:14.011	42.156	190.0	8:12.369	5	1	3:48.456	1:38.772	1:23.841	45.843	76.6	16:43.363
4	1	3:32.072	46.217	1:21.541	1:24.314	189.3	11:44.441	6	1	2:54.792	49.209	1:20.389	45.194	189.0	19:38.155
5	1	4:08.239	1:40.650	1:45.293	42.296	79.5	15:52.680	7	1	2:55.444	49.494	1:20.568	45.382	176.3	22:33.599
6	1	2:44.713	45.934	1:16.614	42.165	192.5	18:37.393	8	1	2:55.091	49.606	1:20.563	44.922	171.0	25:28.690
9	Ford Capri RS 2600 1973							TC2							
1.Thomas STUDER															
1	1	3:08.578	1:00.233	1:21.615	46.730	171.0	3:08.578	9	1	2:55.979	49.589	1:20.680	45.710	173.0	28:24.669
2	1	2:59.243	50.352	1:21.739	47.152	190.0	6:07.821	10	1	3:08.769	50.174	1:20.892	57.703	168.7	31:33.438
3	1	2:56.164	50.079	1:20.521	45.564	182.2	9:03.985	11	1	5:43.802	3:34.068	1:22.897	46.837	166.2	37:17.240
4	1	4:05.087	50.092	1:55.553	1:19.442	174.2	13:09.072	12	1	3:01.150	52.701	1:22.328	46.121	153.7	40:18.390
5	1	3:35.954	1:27.248	1:23.209	45.497	74.7	16:45.026	13	1	2:57.076	50.175	1:21.382	45.519	180.0	43:15.466
6	1	2:56.752	49.991	1:20.861	45.900	183.6	19:41.778	14	1	2:58.752	50.773	1:21.127	46.852	164.1	46:14.218
7	1	2:55.790	50.123	1:19.728	45.939	197.8	22:37.568	15	1	2:59.296	50.617	1:21.266	47.413	181.6	49:13.514
8	1	2:56.961	50.577	1:20.078	46.306	181.0	25:34.529	16	1	4:49.166	50.144	2:19.348	1:39.674	170.1	54:02.680
9	1	3:06.733	51.192	1:20.740	54.801	180.3	28:41.262								
10	1	5:56.042	3:46.709	1:20.458	48.875	171.5	34:37.304								
11	1	3:00.961	50.604	1:20.438	49.919	200.9	37:38.265								
12	1	2:59.795	51.299	1:20.430	48.066	193.3	40:38.060								
13	1	2:57.810	50.978	1:20.745	46.087	192.5	43:35.870								
14	1	2:55.919	49.872	1:20.074	45.973	198.1	46:31.789								
15	1	2:55.572	50.005	1:19.361	46.206	198.5	49:27.361								
16	1	2:56.150	49.942	1:20.215	45.993	198.1	52:23.511								
17	1	2:56.662	49.976	1:20.171	46.515	190.0	55:20.173								
22	BMW 3.0 CSL 1975							TC2							
1.Olivier BREITTMAYER															
2.Emile BREITTMAYER															
1	1	2:56.287													
2	1	2:41.822													
3	1	2:39.528													
4	1	3:36.142													
5	1	4:02.423													
6	1	2:41.350													
7	1	2:40.441													
8	1	2:40.525													
9	1	2:42.639													
10	1	2:42.102													
11	1	2:53.955													
12	1	5:35.853	3:33.595	1:17.741	44.517	182.2	37:53.067								
13	1	2:49.505	47.873	1:16.535	45.097	207.4	40:42.572								
14	1	2:49.246	46.936	1:17.804	44.506	183.2	43:31.818								
15	1	2:51.102	47.783	1:18.212	45.107	190.7	46:22.920								
16	1	2:49.920	47.172	1:17.660	45.088	193.6	49:12.840								
17	1	2:51.572	48.627	1:18.167	44.778	192.2	52:04.412								
18	1	2:52.155	48.476	1:18.461	45.218	188.6	54:56.567								
27	Alfa Romeo 1750 GTAm 1971							TC2							
1.Alberto FRANCESCHETTI															
1	1	3:20.013	1:06.937	1:24.604	48.472	168.7	3:20.013								
2	1	3:08.550	54.655	1:24.649	49.246	172.1	6:28.563								
3	1	3:11.203	54.787	1:25.072	51.344	170.4	9:39.766								
4	1	4:55.745	1:29.274	2:03.299	1:23.172	80.4	14:35.511								
5	1	3:11.693	57.038	1:24.193	50.462	180.0	17:47.204								
6	1	3:08.524	54.916	1:24.637	48.971	176.0	20:55.728								
7	1	3:07.647	54.397	1:24.252	48.998	175.7	24:03.375								
8	1	3:08.507	54.639	1:24.802	49.066	175.7	27:11.882								
9	1	3:09.703	54.949	1:24.950	49.804	173.6	30:21.585								
10	1	3:18.361	55.154	1:24.894	58.313	172.7	33:39.946								
11	1	5:47.772	3:33.227	1:25.105	49.440	166.2	39:27.718								
12	1	3:09.529	55.343	1:24.799	49.387	173.0	42:37.247								
13	1	3:09.345	55.659	1:24.257	49.429	169.6	45:46.592								
14	1	3:09.830	54.945	1:25.584	49.301	175.4	48:56.422								
15	1	3:09.480	55.316	1:24.038	50.126	177.5	52:05.902								
16	Ford Capri RS 2600 LW 1975							TC2							
1.Jean-François BESSON															
1	1	3:07.782	59.789	1:21.732	46.261	192.5	3:07.782								
2	1	2:58.828	50.387	1:21.658	46.783	193.6	6:06.610								



HERITAGE TOURING CUP 1 SPA CLASSIC RACE

Sector Analysis

Lap under Red Flag							Invalidated Lap		Personal Best		Session Best		B Crossing the pit lane		
Lap	D	Time	Sector 1	Sector 2	Sector 3	T. Spd	Elapsed	Lap	D	Time	Sector 1	Sector 2	Sector 3	T. Spd	Elapsed
16	1	3:06.905	54.519	1:23.206	49.180	179.4	55:12.807	17	2	2:49.799	48.823	1:17.467	43.509	201.3	54:27.673
35	BMW 323i 1981 1.Charles VEILLARD INV							52	Ford Capri RS 3100 Cologne 1973 1.Yves SCEMAMA TC2						
1	1	3:09.460	1:00.330	1:21.938	47.192	166.2	3:09.460	1	1	2:49.828	52.538	1:15.812	41.478	198.9	2:49.828
2	1	3:16.171 B	50.956	1:25.390	59.825	177.8	6:25.631	2	1	2:42.092	46.080	1:14.453	41.559	200.5	5:31.920
37	Ford Escort RS 1600 1972 1.Raphaël de BORMAN TC2							3	1	2:40.851	45.435	1:14.074	41.342	204.1	8:12.771
1	1	2:48.956	50.276	1:15.335	43.345	189.7	2:48.956	4	1	3:30.091	45.804	1:20.523	1:23.764	216.2	11:42.862
2	1	2:48.093	48.658	1:15.542	43.893	201.3	5:37.049	5	1	4:07.753	1:40.575	1:44.875	42.303	78.6	15:50.615
3	1	3:02.100 B	49.798	1:17.709	54.593	195.1	8:39.149	6	1	2:41.574	45.637	1:14.452	41.485	203.7	18:32.189
4	1	7:02.560 B	4:06.333	2:00.659	55.568	72.9	15:41.709	7	1	2:42.535	45.753	1:14.969	41.813	212.6	21:14.724
5	1	4:39.510 B	2:16.867	1:24.948	57.695	136.1	20:21.219	8	1	2:43.203	45.885	1:15.589	41.729	200.1	23:57.927
6	1	20:13.384 B	...	1:19.363	59.014	174.8	40:34.603	9	1	2:49.908 B	45.823	1:16.342	47.743	213.9	26:47.835
44	BMW 2002 TI 1970 1.Katrin JACOB TC2							10	1	5:26.686	3:25.895	1:16.816	43.975	182.2	32:14.521
1	1	3:18.803	1:05.197	1:25.754	47.852	177.5	3:18.803	11	1	2:43.103	46.396	1:15.023	41.684	202.5	34:57.624
2	1	3:10.384	54.606	1:26.418	49.360	171.3	6:29.187	12	1	2:42.618	45.856	1:14.945	41.817	210.8	37:40.242
3	1	3:10.161	55.792	1:25.010	49.359	173.0	9:39.348	13	1	2:43.208	46.047	1:15.484	41.677	208.7	40:23.450
4	1	4:55.664	1:29.099	2:03.413	1:23.152	80.9	14:35.012	14	1	2:45.717	46.335	1:16.094	43.288	198.5	43:09.167
5	1	3:13.262	57.680	1:25.993	49.589	169.6	17:48.274	15	1	2:44.343	46.294	1:16.301	41.748	201.7	45:53.510
6	1	3:08.589	55.278	1:23.970	49.341	169.6	20:56.863	16	1	2:43.463	45.932	1:15.621	41.910	209.9	48:36.973
7	1	3:10.732	55.099	1:26.563	49.070	171.8	24:07.595	17	1	2:44.121	45.824	1:15.834	42.463	203.3	51:21.094
8	1	3:19.666 B	55.904	1:25.534	58.228	171.8	27:27.261	18	1	2:44.199	46.321	1:16.061	41.817	208.2	54:05.293
9	1	5:52.496	3:38.625	1:24.497	49.374	162.5	33:19.757	1	1	3:30.475	1:11.329	1:28.195	50.951	153.5	3:30.475
10	1	3:12.778	55.970	1:25.339	51.469	172.1	36:32.535	2	1	3:15.106	56.368	1:28.115	50.623	155.9	6:45.581
11	1	3:11.858	56.188	1:24.819	50.851	172.4	39:44.393	3	1	3:21.984	56.171	1:32.211	53.602	157.5	10:07.565
12	1	3:13.002	55.604	1:26.325	51.073	171.8	42:57.395	4	1	4:42.769	1:28.040	1:57.801	1:16.928	89.2	14:50.334
13	1	3:16.563	56.652	1:27.905	52.006	155.6	46:13.958	5	1	3:15.129	56.025	1:27.763	51.341	160.5	18:05.463
14	1	3:13.152	56.242	1:26.721	50.189	173.3	49:27.110	6	1	3:14.854	56.357	1:27.802	50.695	160.5	21:20.317
15	1	3:13.360	55.996	1:27.091	50.273	175.7	52:40.470	7	1	3:13.788	56.478	1:27.246	50.064	155.6	24:34.105
16	1	3:37.835 B	55.364	1:36.394	1:06.077	174.8	56:18.305	8	1	3:11.924	56.356	1:25.962	49.606	158.3	27:46.029
								9	1	3:20.614 B	55.670	1:25.176	59.768	170.4	31:06.643
47	Ford Escort RS 1600 1972 1.Guy Fabrice MESTROT 2.Eric SECHAUD TC2							10	2	5:49.827	3:33.747	1:25.718	50.362	166.0	36:56.470
1	1	3:04.255	57.634	1:19.715	46.906	201.7	3:04.255	11	2	3:07.356	54.195	1:24.053	49.108	174.5	40:03.826
2	1	2:55.950	50.766	1:19.019	46.165	204.9	6:00.205	12	2	3:09.100	55.214	1:24.675	49.211	171.5	43:12.926
3	1	2:55.727	50.678	1:18.921	46.128	197.8	8:55.932	13	2	3:07.526	54.067	1:23.661	49.798	153.3	46:20.452
4	1	3:51.973	51.007	1:42.466	1:18.500	200.1	12:47.905	14	2	3:07.285	53.635	1:23.240	50.410	176.3	49:27.737
5	1	3:52.807	1:40.517	1:26.061	46.229	75.8	16:40.712	15	2	3:10.984	55.545	1:26.288	49.151	173.6	52:38.721
6	1	2:58.794	51.598	1:20.197	46.999	198.1	19:39.506	16	2	3:09.057	54.559	1:23.887	50.611	171.8	55:47.778
7	1	3:22.946	50.735	1:20.381	1:11.830	206.1	23:02.452	1	1	3:17.272	1:06.533	1:23.622	47.117	172.7	3:17.272
8	1	3:07.796 B	50.425	1:20.884	56.487	200.5	26:10.248	2	1	3:01.659	53.875	1:20.460	47.324	180.3	6:18.931
9	2	5:32.978	3:30.730	1:18.204	44.044	191.8	31:43.226	3	1	9:22.554	52.929	7:37.939	51.686	181.9	15:41.485
10	2	2:53.038	48.816	1:16.846	47.376	197.4	34:36.264	4	1	3:09.642	56.500	1:24.598	48.544	182.2	18:51.127
11	2	2:50.050	48.459	1:17.035	44.556	204.1	37:26.314	5	1	3:03.909	54.164	1:21.540	48.205	179.7	21:55.036
12	2	2:51.456	48.331	1:17.842	45.283	203.3	40:17.770								
13	2	2:50.032	48.674	1:17.241	44.117	198.1	43:07.802								
14	2	2:50.135	48.358	1:18.227	43.550	185.9	45:57.937								
15	2	2:49.870	48.364	1:17.780	43.726	190.7	48:47.807								
16	2	2:50.067	48.484	1:17.355	44.228	200.1	51:37.874								
56	Toyota Celica 1972 1.Dominique HOLVOET TC2														
1	1	3:17.272	1:06.533	1:23.622	47.117	172.7	3:17.272								
2	1	3:01.659	53.875	1:20.460	47.324	180.3	6:18.931								
3	1	9:22.554	52.929	7:37.939	51.686	181.9	15:41.485								
4	1	3:09.642	56.500	1:24.598	48.544	182.2	18:51.127								
5	1	3:03.909	54.164	1:21.540	48.205	179.7	21:55.036								
60	Ford Capri RS 3100 Cologne 1974 1.Armand MILLE TC2														
1	1	2:47.773	51.260	1:14.605	41.908	179.1	2:47.773								



HERITAGE TOURING CUP 1 SPA CLASSIC RACE

Sector Analysis

Lap under Red Flag							Invalidated Lap		Personal Best		Session Best		B Crossing the pit lane		
Lap	D	Time	Sector 1	Sector 2	Sector 3	T. Spd	Elapsed	Lap	D	Time	Sector 1	Sector 2	Sector 3	T. Spd	Elapsed
2	1	2:40.802	45.772	1:13.850	41.180	195.5	5:28.575	4	1	4:04.093	49.040	1:47.911	1:27.142	201.7	12:42.994
3	1	2:40.003	45.226	1:13.291	41.486	201.7	8:08.578	5	1	3:44.304	1:35.934	1:23.934	44.436	84.4	16:27.298
4	1	3:31.119	45.265	1:22.108	1:23.746	194.0	11:39.697	6	1	2:49.470	48.766	1:16.403	44.301	198.1	19:16.768
5	1	4:10.482	1:40.715	1:48.683	41.084	76.6	15:50.179	7	1	2:50.000	49.041	1:16.569	44.390	199.7	22:06.768
6	1	2:40.464	45.014	1:13.768	41.682	198.1	18:30.643	8	1	2:51.285	49.784	1:16.890	44.611	189.0	24:58.053
7	1	2:39.462	44.999	1:13.502	40.961	202.5	21:10.105	9	1	2:51.803	49.271	1:17.552	44.980	201.3	27:49.856
8	1	2:39.252	44.841	1:13.485	40.926	199.3	23:49.357	10	1	3:00.885 B	49.921	1:17.203	53.761	192.5	30:50.741
9	1	2:40.937	45.049	1:14.271	41.617	196.2	26:30.294	11	1	5:36.427	3:31.678	1:18.847	45.902	181.3	36:27.168
10	1	2:40.686	45.386	1:14.140	41.160	198.9	29:10.980	12	1	2:51.768	49.989	1:16.936	44.843	202.9	39:18.936
11	1	2:47.393 B	44.823	1:14.455	48.115	201.3	31:58.373	13	1	2:51.910	49.718	1:17.106	45.086	198.5	42:10.846
12	1	5:58.735	4:02.498	1:14.329	41.908	194.0	37:57.108	14	1	2:52.647	50.051	1:17.514	45.082	197.0	45:03.493
13	1	2:42.707	45.096	1:15.486	42.125	198.5	40:39.815	15	1	2:53.506	49.990	1:18.190	45.326	195.5	47:56.999
14	1	2:40.828	45.215	1:14.327	41.286	203.7	43:20.643	16	1	2:52.587	49.740	1:17.509	45.338	197.4	50:49.586
15	1	2:40.812	45.348	1:14.464	41.000	190.0	46:01.455	17	1	2:54.150	49.908	1:18.047	46.195	202.5	53:43.736
16	1	2:40.616	44.677	1:14.734	41.205	195.1	48:42.071	18	1	2:53.895	50.541	1:17.952	45.402	197.0	56:37.631
17	1	2:41.125	44.471	1:14.162	42.492	203.3	51:23.196								
18	1	2:42.475	44.947	1:15.526	42.002	194.0	54:05.671								

64	Ford Escort I RS 1600 1975															
	1.Hervé ORDIONI		TC2													
	1	1	2:57.736	54.122	1:18.503	45.111	173.3	2:57.736	1	2	2:55.040	52.738	1:17.503	44.799	195.1	2:55.040
	2	1	2:53.605	49.995	1:18.635	44.975	183.9	5:51.341	2	2	2:49.343	47.841	1:17.504	43.998	223.7	5:44.383
	3	1	2:54.157	49.857	1:19.072	45.228	183.2	8:45.498	3	2	2:45.975	47.075	1:15.479	43.421	202.9	8:30.358
	4	1	3:59.119	51.919	1:40.612	1:26.588	178.7	12:44.617	4	2	3:58.647	47.574	1:43.739	1:27.334	199.7	12:29.005
	5	1	3:46.981	1:36.876	1:24.941	45.164	86.4	16:31.598	5	2	3:50.457	1:40.905	1:25.548	44.004	86.8	16:19.462
	6	1	2:54.379	50.499	1:18.849	45.031	186.9	19:25.977	6	2	2:46.270	47.230	1:15.780	43.260	190.4	19:05.732
	7	1	2:54.146	50.940	1:18.476	44.730	194.4	22:20.123	7	2	2:49.885	47.147	1:17.926	44.812	205.7	21:55.617
	8	1	2:53.696	50.305	1:18.140	45.251	196.2	25:13.819	8	2	2:51.701	48.236	1:18.935	44.530	188.3	24:47.318
9	1	3:03.413 B	50.971	1:19.202	53.240	189.0	28:17.232	9	2	2:51.562	47.956	1:18.776	44.830	187.9	27:38.880	
10	1	5:33.838	3:28.529	1:18.486	46.823	175.1	33:51.070	10	2	3:07.520 B	47.964	1:20.250	59.306	191.1	30:46.400	
11	1	2:55.066	50.790	1:18.729	45.547	181.9	36:46.136	11	1	5:30.644	3:27.497	1:17.815	45.332	198.1	36:17.044	
12	1	2:56.213	50.133	1:19.761	46.319	187.3	39:42.349	12	1	2:48.209	48.597	1:15.906	43.706	212.1	39:05.253	
13	1	2:55.198	50.375	1:19.314	45.509	189.3	42:37.547	13	1	2:47.633	47.324	1:16.182	44.127	215.7	41:52.886	
14	1	2:55.674	50.288	1:19.758	45.628	191.1	45:33.221	14	1	2:47.335	48.242	1:15.715	43.378	209.1	44:40.221	
15	1	2:54.243	50.058	1:18.797	45.388	198.9	48:27.464	15	1	2:45.901	47.429	1:15.486	42.986	212.1	47:26.122	
16	1	2:56.658	50.276	1:20.373	46.009	191.1	51:24.122	16	1	2:48.854	48.313	1:16.278	44.263	210.4	50:14.976	
17	1	2:54.855	49.595	1:19.769	45.491	197.4	54:18.977	17	1	2:49.782	48.244	1:17.737	43.801	191.8	53:04.758	
								18	1	2:49.388	48.067	1:17.208	44.113	193.3	55:54.146	

71	BMW 3.0 CSL 1975															
	1.Ross HYETT		TC2													
	2.Nick HYETT															
	1	2	2:55.192	53.849	1:17.726	43.617	187.9	2:55.192	1	2	3:16.474	1:06.424	1:22.968	47.082	167.1	3:16.474
	2	2	2:51.878	49.021	1:18.391	44.466	189.0	5:47.070	2	2	3:01.822	52.792	1:20.857	48.173	184.5	6:18.296
	3	2	3:12.955 B	48.781	1:26.659	57.515	188.6	9:00.025	3	2	7:00.154	52.454	4:56.042	1:11.658	183.9	13:18.450
									4	2	3:48.222 B	1:25.015	1:23.923	59.284	122.4	17:06.672
									5	1	5:49.217	3:32.882	1:25.352	50.983	168.4	22:55.889
									6	1	3:04.335	53.226	1:22.668	48.441	183.6	26:00.224
									7	1	3:03.619	53.506	1:22.278	47.835	181.3	29:03.843

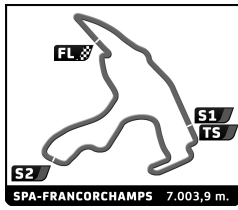
74	BMW 3.0 CSL 1975															
	1. LEO G.		TC2													
	1	1	3:25.355 B	1:03.468	1:21.597	1:00.290	141.2	3:25.355								

75	BMW 3.0 CSL 1974															
	1.Eric MESTDAGH		TC2													
	1	1	2:58.264	55.416	1:17.620	45.228	192.9	2:58.264								
	2	1	2:49.767	49.065	1:16.412	44.290	206.5	5:48.031								
	3	1	2:50.870	48.855	1:17.831	44.184	200.5	8:38.901								

83	BMW 635 CSi Gr. 2 1981															
	1.Christian TRABER		TC2													
	2.Nicolas TRABER															
	1	2	2:55.040	52.738	1:17.503	44.799	195.1	2:55.040								
	2	2	2:49.343	47.841	1:17.504	43.998	223.7	5:44.383								
	3	2	2:45.975	47.075	1:15.479	43.421	202.9	8:30.358								
	4	2	3:58.647	47.574	1:43.739	1:27.334	199.7	12:29.005								
	5	2	3:50.457	1:40.905	1:25.548	44.004	86.8	16:19.462								
	6	2	2:46.270	47.230	1:15.780	43.260	190.4	19:05.732								
	7	2	2:49.885	47.147	1:17.926	44.812	205.7	21:55.617								
8	2	2:51.701	48.236	1:18.935	44.530	188.3	24:47.318									
9	2	2:51.562	47.956	1:18.776	44.830	187.9	27:38.880									
10	2	3:07.520 B	47.964	1:20.250	59.306	191.1	30:46.400									
11	1	5:30.644	3:27.497	1:17.815	45.332	198.1	36:17.044									
12	1	2:48.209	48.597	1:15.906	43.706	212.1	39:05.253									
13	1	2:47.633	47.324	1:16.182	44.127	215.7	41:52.886									
14	1	2:47.335	48.242	1:15.715	43.378	209.1	44:40.221									
15	1	2:45.901	47.429	1:15.486	42.986	212.1	47:26.122									
16	1	2:48.854	48.313	1:16.278	44.263	210.4	50:14.976									
17	1	2:49.782	48.244	1:17.737	43.801	191.8	53:04.758									
18	1	2:49.388	48.067	1:17.208	44.113	193.3	55:54.146									

94	Alfa Romeo 1750 GTAm 1971															
	1.Hans LUGINBÜHL		TC2													
	2.Peter PRALLER															
	1	2	3:16.474	1:06.424	1:22.968	47.082	167.1	3:16.474								
	2	2	3:01.822	52.792	1:20.857	48.173	184.5	6:18.296								
	3	2	7:00.154	52.454	4:56.042	1:11.658	183.9	13:18.450								
	4	2	3:48.222 B	1:25.015	1:23.923	59.284	122.4	17:06.672								
	5	1	5:49.217	3:32.882	1:25.352	50.983	168.4	22:55.889								
	6	1	3:04.335	53.226	1:22.668	48.441	183.6	26:00.224								
	7	1	3:03.619	53.506	1:22.278	47.835	181.3	29:03.843								

127	Ford Escort I RS 1600 1975															
	1.Pantelis CHRISTOFOROU		TC2													
	1	1	2:54.124	52.034	1:17.441	44.649	198.5	2:54.124								
	2	1	2:52.854	48.987	1:18.982	44.885	204.9	5:46.978								
	3	1	2:52.521	49.49												



HERITAGE TOURING CUP 1 SPA CLASSIC RACE

Sector Analysis

Lap under Red Flag											Invalidated Lap	Personal Best	Session Best	B Crossing the pit lane	
Lap	D	Time	Sector 1	Sector 2	Sector 3	T. Spd	Elapsed	Lap	D	Time	Sector 1	Sector 2	Sector 3	T. Spd	Elapsed
5	1	3:44.935	1:36.419	1:24.429	44.087	82.9	16:28.947	16	1	2:57.445	52.100	1:19.593	45.752	192.2	52:26.297
6	1	2:50.910	48.781	1:17.672	44.457	210.8	19:19.857	17	1	2:55.910	51.110	1:19.207	45.593	187.6	55:22.207
7	1	2:52.904	49.283	1:18.481	45.140	210.4	22:12.761								
8	1	2:54.258	49.287	1:18.714	46.257	196.6	25:07.019								
9	1	2:53.238	49.484	1:18.684	45.070	205.3	28:00.257								
10	1	3:04.354	50.269	1:18.645	55.440	201.7	31:04.611								
11	1	5:37.980	3:32.913	1:18.113	46.954	189.0	36:42.591								
12	1	2:52.216	49.446	1:17.995	44.775	207.4	39:34.807								
13	1	2:53.432	49.098	1:19.078	45.256	203.3	42:28.239								
14	1	2:51.820	48.817	1:18.234	44.769	199.7	45:20.059								
15	1	2:54.117	49.572	1:18.985	45.560	202.5	48:14.176								
16	1	2:53.828	49.203	1:18.426	46.199	205.3	51:08.004								
17	1	2:53.075	49.340	1:18.496	45.239	198.9	54:01.079								
18	1	2:53.265	49.180	1:19.035	45.050	202.9	56:54.344								
138 BMW 3.0 CSL 1975 TC2 1.Franz WUNDERLICH															
1	1	2:47.082	49.930	1:15.153	41.999	195.1	2:47.082								
2	1	3:35.328	46.440	1:37.150	1:11.738	185.9	6:22.410								
140 Ford Escort RS 1600 1968 TC2 1.Thierry de LATRE DU BOSI 2.Alex de LATRE DU BOSQL															
1	1	3:09.765	1:01.743	1:21.565	46.457	166.8	3:09.765								
2	1	2:59.025	49.839	1:21.685	47.501	186.6	6:08.790								
3	1	2:55.837	49.930	1:20.119	45.788	171.5	9:04.627								
4	1	4:03.127	49.263	1:54.152	1:19.712	186.9	13:07.754								
5	1	3:35.786	1:28.241	1:22.197	45.348	77.5	16:43.540								
6	1	2:56.814	49.264	1:20.675	46.875	187.3	19:40.354								
7	1	2:54.059	50.074	1:18.875	45.110	193.6	22:34.413								
8	1	3:01.363	48.607	1:18.878	53.878	194.4	25:35.776								
9	2	16:50.848	...	1:21.577	46.764	173.0	42:26.624								
10	2	2:56.450	50.688	1:20.693	45.069	179.7	45:23.074								
11	2	2:55.501	49.416	1:20.411	45.674	185.9	48:18.575								
12	2	2:56.059	49.279	1:19.724	47.056	178.4	51:14.634								
13	2	2:56.404	49.094	1:21.563	45.747	187.3	54:11.038								
222 Alfa Romeo 1750 GTAm 1971 TC2 1.Stefano ROVERSI															
1	1	3:10.189	1:01.644	1:21.473	47.072	173.0	3:10.189								
2	1	2:59.494	51.644	1:21.429	46.421	181.0	6:09.683								
3	1	2:57.453	51.117	1:20.333	46.003	186.2	9:07.136								
4	1	4:08.240	51.799	1:56.253	1:20.188	157.8	13:15.376								
5	1	3:32.708	1:26.258	1:20.448	46.002	124.7	16:48.084								
6	1	3:00.139	52.209	1:21.847	46.083	181.6	19:48.223								
7	1	3:02.678	52.299	1:22.166	48.213	175.7	22:50.901								
8	1	3:00.245	52.179	1:21.526	46.540	186.6	25:51.146								
9	1	2:59.378	51.915	1:21.397	46.066	184.9	28:50.524								
10	1	2:59.031	52.379	1:20.419	46.233	181.0	31:49.555								
11	1	3:06.228	51.529	1:20.229	54.470	186.6	34:55.783								
12	1	5:45.163	3:37.948	1:20.647	46.568	181.9	40:40.946								
13	1	2:55.752	51.041	1:19.539	45.172	193.6	43:36.698								
14	1	2:56.006	51.098	1:19.233	45.675	195.1	46:32.704								
15	1	2:56.148	51.360	1:19.496	45.292	186.9	49:28.852								