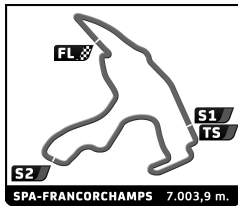


## GT3 REVIVAL SPA CLASSIC RACE 2

### Sector Analysis

Lap under Red Flag							Invalidated Lap		Personal Best		Session Best		B Crossing the pit lane			
Lap	D	Time	Sector 1	Sector 2	Sector 3	T. Spd	Elapsed	Lap	D	Time	Sector 1	Sector 2	Sector 3	T. Spd	Elapsed	
<b>2</b>	<b>Audi R8 LMS Ultra</b> 1. Marcus VON OEYNHAUSI 2. Christophe VON OEYNHA							PRO-AM2								
	1	2	2:32.122	44.879	1:09.828	37.415	240.6	2:32.122	1	1	2:25.752	42.576	1:06.735	36.441	243.4	2:25.752
	2	2	2:52.539	1:03.935	1:11.530	<b>37.074</b>	223.7	5:24.661	2	1	<b>2:22.006</b>	40.121	<b>1:05.459</b>	36.426	254.3	4:47.758
	3	2	2:29.317	<b>41.624</b>	1:08.462	39.231	240.6	7:53.978	3	1	2:22.140	39.961	1:05.604	36.575	256.2	7:09.898
	4	2	<b>2:29.191</b>	43.602	<b>1:07.454</b>	38.135	237.8	10:23.169	4	1	2:22.087	40.069	1:05.762	<b>36.256</b>	253.7	9:31.985
	5	2	2:30.399	41.913	1:08.900	39.586	240.6	12:53.568	5	1	2:26.416	40.091	1:05.703	40.622	254.3	11:58.401
	6	2	3:25.279	46.184	1:23.939	1:15.156	150.4	16:18.847	6	1	4:03.993	51.896	1:58.222	1:13.875	176.0	16:02.394
	7	2	3:30.403	1:02.121	1:25.654	1:02.628	144.8	19:49.250	7	1	3:34.771	59.690	1:33.424	1:01.657	138.5	19:37.165
<b>4</b>	<b>Aston Martin V12 Vantage GT3</b> 1. Guillaume DUMAREY							PRO-AM2								
	1	1	2:27.833	42.815	1:08.291	36.727	240.0	2:27.833	8	1	2:22.974	40.527	1:06.098	36.349	252.4	24:22.997
	2	1	2:23.858	40.400	1:06.584	36.874	251.2	4:51.691	9	1	2:22.915	40.527	1:06.052	36.505	256.9	26:45.412
	3	1	2:25.072	40.403	1:07.846	36.823	247.0	7:16.763	10	1	2:22.140	39.919	1:07.365	44.890	252.4	29:17.586
	4	1	2:23.774	40.395	1:06.601	36.778	250.0	9:40.537	11	1	2:32.174 <b>B</b>	39.919	1:07.365	44.890	252.4	29:17.586
	5	1	2:30.359	40.333	1:07.033	42.993	250.0	12:10.896	12	1	4:09.340	2:25.056	1:06.783	37.501	246.4	33:26.926
	6	1	3:55.957	46.520	1:54.672	1:14.765	160.0	16:06.853	13	1	4:25.614	1:01.828	1:59.382	1:24.404	104.4	37:52.540
	7	1	3:32.734	59.896	1:30.677	1:02.161	147.5	19:39.587	14	1	4:18.441	1:19.572	1:46.452	1:12.417	131.8	42:10.981
	8	1	<b>2:23.391</b>	40.286	<b>1:06.476</b>	36.629	250.6	22:02.978	15	1	3:36.943	58.889	1:33.405	1:04.649	108.3	45:47.924
	9	1	2:23.705	40.366	1:06.756	<b>36.583</b>	249.4	24:26.683	16	1	2:28.019	42.324	1:07.564	38.131	250.0	48:15.943
	10	1	2:24.847	<b>40.233</b>	1:07.887	36.727	250.6	26:51.530	17	1	2:23.368	40.647	1:06.423	36.298	250.6	50:39.311
	11	1	2:31.414 <b>B</b>	40.426	1:08.606	42.382	248.2	29:22.944								
	12	1	4:11.392	2:26.468	1:06.713	38.211	245.8	33:34.336								
	13	1	4:19.480	56.949	1:59.200	1:23.331	95.2	37:53.816								
	14	1	4:18.907	1:20.887	1:45.543	1:12.477	120.1	42:12.723								
15	1	3:36.568	58.644	1:34.347	1:03.577	140.8	45:49.291									
16	1	2:27.309	41.259	1:08.874	37.176	211.7	48:16.600									
17	1	2:25.999	40.692	1:08.441	36.866	244.6	50:42.599									
<b>8</b>	<b>Lamborghini Gallardo LP600</b> 1. Craig WILKINS							AM2								
	1	1	2:33.169	44.572	1:09.957	38.640	247.6	2:33.169	1	1	2:33.169	44.572	1:09.957	38.640	247.6	2:33.169
	2	1	2:30.156	42.179	1:09.738	38.239	242.3	5:03.325	3	1	<b>2:28.858</b>	<b>41.329</b>	<b>1:09.589</b>	<b>37.940</b>	245.2	7:32.183
<b>10</b>	<b>Ferrari 458 GT3 Evo</b> 1. Mauro RICCI 2. Benjamin RICCI							AM2								
	1	2	2:31.070	44.158	1:09.129	37.783	239.4	2:31.070	4	2	2:24.157	40.668	1:06.941	36.548	250.0	4:55.227
	2	2	2:24.157	40.668	1:06.941	36.548	250.0	4:55.227	5	2	2:23.792	<b>40.051</b>	1:06.793	36.948	255.6	7:19.019
	3	2	2:23.792	<b>40.051</b>	1:06.793	36.948	255.6	7:19.019	6	2	2:24.027	40.593	1:06.781	36.653	251.8	9:43.046
	4	2	2:24.027	40.593	1:06.781	36.653	251.8	9:43.046	7	2	2:30.860	40.713	1:08.146	42.001	250.6	12:13.906
	5	2	2:30.860	40.713	1:08.146	42.001	250.6	12:13.906	8	2	3:55.563	45.691	1:54.802	1:15.070	141.6	16:09.469
	6	2	3:55.563	45.691	1:54.802	1:15.070	141.6	16:09.469	9	2	3:31.851	1:00.458	1:29.753	1:01.640	124.8	19:41.320
	7	2	3:31.851	1:00.458	1:29.753	1:01.640	124.8	19:41.320	10	2	2:24.569	40.413	1:07.355	36.801	252.4	22:05.889
	8	2	2:24.569	40.413	1:07.355	36.801	252.4	22:05.889	11	2	<b>2:23.723</b>	40.360	<b>1:06.751</b>	36.612	253.1	24:29.612
	9	2	<b>2:23.723</b>	40.360	<b>1:06.751</b>	36.612	253.1	24:29.612	12	2	2:23.802	40.199	1:07.135	<b>36.468</b>	253.7	26:53.414
	10	2	2:23.802	40.199	1:07.135	<b>36.468</b>	253.7	26:53.414	13	1	4:07.595	2:15.942	1:11.794	39.859	244.6	33:33.834
	11	2	2:32.825 <b>B</b>	40.369	1:08.304	44.152	251.8	29:26.239	14	1	4:19.314	56.168	1:59.535	1:23.611	99.8	37:53.148
	12	1	4:07.595	2:15.942	1:11.794	39.859	244.6	33:33.834	15	1	4:18.868	1:20.894	1:45.422	1:12.552	105.1	42:12.016
	13	1	4:19.314	56.168	1:59.535	1:23.611	99.8	37:53.148	16	1	3:37.136	59.102	1:33.501	1:04.533	140.8	45:49.152
	14	1	4:18.868	1:20.894	1:45.422	1:12.552	105.1	42:12.016	17	1	2:31.911	42.224	1:11.084	38.603	228.7	48:21.063
	15	1	2:31.911	42.224	1:11.084	38.603	228.7	48:21.063								
	17	1	2:31.252	41.858	1:11.222	38.172	243.4	50:52.315								
<b>15</b>	<b>Corvette Callaway Z06R</b> 1. Dan HENREY							AM1								
	1	1	2:34.654	45.951	1:10.575	38.128	232.4	2:34.654	2	1	2:31.819	42.387	1:10.193	39.239	247.6	5:06.473
	2	1	2:31.819	42.387	1:10.193	39.239	247.6	5:06.473	3	1	2:28.890	<b>40.933</b>	1:10.006	37.951	250.0	7:35.363
	3	1	2:28.890	<b>40.933</b>	1:10.006	37.951	250.0	7:35.363	4	1	<b>2:28.873</b>	41.298	<b>1:09.810</b>	37.765	250.0	10:04.236
	4	1	<b>2:28.873</b>	41.298	<b>1:09.810</b>	37.765	250.0	10:04.236	5	1	2:39.758	41.383	1:14.978	43.397	251.2	12:43.994
	5	1	2:39.758	41.383	1:14.978	43.397	251.2	12:43.994	6	1	3:27.491	49.729	1:22.706	1:15.056	184.9	16:11.485
	6	1	3:27.491	49.729	1:22.706	1:15.056	184.9	16:11.485	7	1	3:31.171	1:00.323	1:29.382	1:01.466	150.6	19:42.656
<b>7</b>	<b>Aston Martin V12 Vantage GT3</b> 1. Jonathan MITCHELL							AM2								
	1	1	2:30.078	41.863	1:09.402	38.813	247.0	50:58.069								



## GT3 REVIVAL SPA CLASSIC RACE 2

### Sector Analysis

Lap under Red Flag Invalidated Lap Personal Best Session Best Crossing the pit lane

Lap	D	Time	Sector 1	Sector 2	Sector 3	T. Spd	Elapsed	Lap	D	Time	Sector 1	Sector 2	Sector 3	T. Spd	Elapsed
8	1	2:30.566	41.214	1:10.979	38.373	254.3	22:13.222	1	2	2:51.028	54.542	1:14.519	41.967	207.0	2:51.028
9	1	2:41.375 <b>B</b>	42.119	1:11.394	47.862	217.5	24:54.597	2	2	2:40.753	45.314	1:14.315	41.124	188.3	5:31.781
10	1	4:16.308	2:27.392	1:11.208	<b>37.708</b>	248.2	29:10.905	3	2	2:33.185	42.801	1:11.149	<b>39.235</b>	216.2	8:04.966
11	1	2:30.190	41.336	1:11.096	37.758	255.0	31:41.095	4	2	<b>2:32.743</b>	42.980	<b>1:10.457</b>	39.306	211.2	10:37.709
12	1	2:34.182	41.083	1:11.801	41.298	250.0	34:15.277	5	2	2:39.333	<b>42.686</b>	1:12.098	44.549	215.7	13:17.042
13	1	3:51.574	43.169	1:44.116	1:24.289	218.0	38:06.851	6	2	3:07.528	46.743	1:14.218	1:06.567	199.7	16:24.570
14	1	4:18.242	1:21.224	1:41.463	1:15.555	115.4	42:25.093	7	2	3:29.855	1:02.759	1:25.193	1:01.903	103.9	19:54.425
15	1	3:32.905	58.425	1:31.926	1:02.554	158.5	45:57.998	8	2	2:37.624	43.321	1:11.719	42.584	207.8	22:32.049
16	1	2:31.808	42.000	1:11.926	37.882	238.9	48:29.806	9	2	2:34.517	43.496	1:10.575	40.446	209.1	25:06.566
17	1	2:30.585	41.172	1:11.302	38.111	253.1	51:00.391	10	2	2:45.607 <b>B</b>	43.979	1:12.081	49.547	200.9	27:52.173

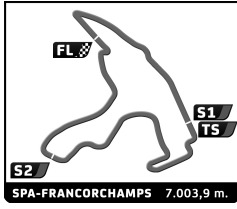
16		Aston Martin V12 Vantage GT3					PRO-AM2
		1. Dr Afschin FATEMI					
		2. Phil KEEN					
1	2	2:30.548	43.923	1:08.967	37.658	248.2	2:30.548
2	2	2:23.662	40.573	1:06.159	36.930	250.0	4:54.210
3	2	2:24.232	40.672	1:06.718	36.842	250.0	7:18.442
4	2	2:24.192	40.282	1:06.972	36.938	251.2	9:42.634
5	2	2:30.400	40.563	1:08.168	41.669	250.0	12:13.034
6	2	3:55.517	45.838	1:54.777	1:14.902	144.6	16:08.551
7	2	3:32.223	1:00.468	1:29.892	1:01.863	128.8	19:40.774
8	2	2:24.229	40.564	1:06.932	36.733	250.6	22:05.003
9	2	<b>2:22.444</b>	<b>40.175</b>	<b>1:05.792</b>	<b>36.477</b>	251.8	24:27.447
10	2	2:30.522 <b>B</b>	40.347	1:07.360	42.815	252.4	26:57.969
11	1	4:16.443	2:25.313	1:10.824	40.306	237.2	31:14.412
12	1	2:34.400	42.198	1:12.375	39.827	243.4	33:48.812
13	1	4:07.584	45.124	1:58.380	1:24.080	117.4	37:56.396
14	1	4:18.952	1:20.655	1:44.657	1:13.640	129.4	42:15.348
15	1	3:35.618	59.060	1:33.361	1:03.197	164.4	45:50.966
16	1	2:33.530	42.613	1:12.119	38.798	236.1	48:24.496
17	1	2:30.778	42.434	1:09.973	38.371	240.6	50:55.274

17		Ferrari 458 GT3 EVO					AM2
		1. Philippe COLANCONI					
1	1	2:37.735	48.703	1:10.808	38.224	238.3	2:37.735
2	1	2:31.328	43.251	1:09.928	38.149	211.7	5:09.063
3	1	<b>2:28.779</b>	41.730	<b>1:09.069</b>	37.980	247.0	7:37.842
4	1	2:29.578	41.734	1:09.219	38.625	242.9	10:07.420
5	1	2:40.323	42.092	1:14.733	43.498	244.6	12:47.743
6	1	3:28.364	49.472	1:23.335	1:15.557	168.7	16:16.107
7	1	3:30.832	1:01.022	1:26.515	1:03.295	141.0	19:46.939
8	1	2:30.087	42.157	1:09.157	38.773	244.0	22:17.026
9	1	2:30.426	<b>41.361</b>	1:09.771	39.294	246.4	24:47.452
10	1	3:56.854 <b>B</b>	42.772	1:11.482	2:02.600	239.4	28:44.306
11	1	2:49.205	59.704	1:10.842	38.659	231.3	31:33.511
12	1	2:36.145	41.710	1:10.117	44.318	245.2	34:09.656
13	1	3:52.375	44.496	1:44.338	1:23.541	204.5	38:02.031
14	1	4:20.720	1:22.700	1:42.374	1:15.646	126.1	42:22.751
15	1	3:33.065	57.554	1:32.556	1:02.955	155.6	45:55.816
16	1	2:34.251	44.373	1:11.940	<b>37.938</b>	213.9	48:30.067
17	1	2:31.666	42.244	1:10.475	38.947	241.7	51:01.733

18		Corvette Callaway Z06R					AM1
		1. Alfred MOSER					
		2. Toni SEILER					

20		Ford GT Motech					AM1
		1. Eric DEBARD					
1	1	2:34.873	45.715	1:11.286	37.872	230.8	2:34.873
2	1	2:31.048	43.061	1:09.408	38.579	241.7	5:05.921
3	1	2:27.239	41.412	1:08.699	37.128	250.0	7:33.160
4	1	2:31.448	44.028	1:09.704	37.716	248.2	10:04.608
5	1	2:40.282	<b>41.122</b>	1:15.561	43.599	250.6	12:44.890
6	1	3:28.165	49.546	1:23.016	1:15.603	176.0	16:13.055
7	1	3:29.887	1:00.944	1:28.148	1:00.795	148.8	19:42.942
8	1	2:35.892 <b>B</b>	41.242	1:08.234	46.416	244.0	22:18.834
9	1	4:15.152	2:27.863	1:07.777	39.512	247.6	26:33.986
10	1	<b>2:26.394</b>	41.814	1:07.747	<b>36.833</b>	242.9	29:00.380
11	1	2:26.847	42.014	<b>1:07.077</b>	37.756	245.2	31:27.227
12	1	2:31.921	41.504	1:08.435	41.982	247.6	33:59.148
13	1	3:59.839	47.426	1:48.407	1:24.366	216.2	37:58.987
14	1	4:20.331	1:21.615	1:43.178	1:15.538	135.8	42:19.318
15	1	3:33.630	57.436	1:33.579	1:02.615	159.0	45:52.948
16	1	2:32.159	41.698	1:11.416	39.045	245.2	48:25.107
17	1	2:31.169	41.822	1:10.632	38.715	245.8	50:56.276

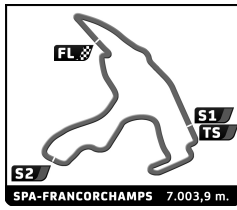
21		Audi R8 LMS Ultra					AM2
		1. Pierre-Olivier CALENDINI					
		2. Guillaume MAILLARD					
1	2	2:48.747	51.918	1:14.548	42.281	220.3	2:48.747
2	2	2:43.771	45.833	1:15.608	42.330	218.5	5:32.518
3	2	2:41.585	45.438	1:14.343	41.804	212.1	8:14.103
4	2	<b>2:39.382</b>	45.446	1:12.939	<b>40.997</b>	226.7	10:53.485
5	2	2:41.894	44.322	1:15.126	42.446	218.9	13:35.379
6	2	2:54.861	44.726	1:12.593	57.542	217.5	16:30.240
7	2	3:25.896	58.728	1:24.699	1:02.469	101.6	19:56.136
8	2	2:51.935 <b>B</b>	<b>44.302</b>	<b>1:12.558</b>	55.075	224.2	22:48.071
9	1	5:14.225	3:01.367	1:23.338	49.520	219.9	28:02.296
10	1	3:01.135	47.873	1:23.022	50.240	215.7	31:03.431
11	1	2:55.002	47.271	1:21.342	46.389	204.5	33:58.433
12	1	3:59.562	47.405	1:47.937	1:24.220	213.4	37:57.995
13	1	4:19.527	1:21.035	1:43.656	1:14.836	138.9	42:17.522



## GT3 REVIVAL SPA CLASSIC RACE 2

### Sector Analysis

Lap under Red Flag							Invalidated Lap		Personal Best	Session Best	B Crossing the pit lane				
Lap	D	Time	Sector 1	Sector 2	Sector 3	T. Spd	Elapsed	Lap	D	Time	Sector 1	Sector 2	Sector 3	T. Spd	Elapsed
<b>40</b> Ford GT Matech 1.Celia MARTIN 2.Lindsay BREWER PRO-AM2															
14	1	3:35.692	58.043	1:34.242	1:03.407	166.2	45:53.214	8	2	2:23.386	40.877	1:05.849	36.660	247.6	21:59.597
15	1	2:53.385	46.804	1:22.439	44.142	208.2	48:46.599	9	2	2:22.345	40.062	1:06.015	36.268	248.8	24:21.942
16	1	2:51.953	48.456	1:19.635	43.862	211.7	51:38.552	10	2	2:22.586	40.010	1:06.075	36.501	249.4	26:44.528
								11	2	2:32.457 B	40.304	1:06.840	45.313	248.2	29:16.985
								12	1	3:59.354	2:09.666	1:10.784	38.904	235.0	33:16.339
								13	1	4:31.338	1:06.841	2:00.921	1:23.576	76.3	37:47.677
								14	1	4:19.824	1:19.980	1:47.328	1:12.516	97.0	42:07.501
								15	1	3:38.206	58.243	1:35.024	1:04.939	132.1	45:45.707
								16	1	2:29.576	41.680	1:09.481	38.415	242.9	48:15.283
								17	1	2:30.314	41.675	1:10.229	38.410	229.2	50:45.597
<b>45</b> Audi R8 LMS Ultra 1.Sam YATES 2.Stuart HALL PRO-AM2															
1	2	2:40.800	49.421	1:12.611	38.768	226.7	2:40.800								
2	2	2:30.309	41.826	1:09.711	38.772	237.8	5:11.109								
3	2	2:30.480	41.953	1:09.980	38.547	238.9	7:41.589								
4	2	2:30.232	42.126	1:09.812	38.294	243.4	10:11.821								
5	2	2:39.130	41.804	1:13.732	43.594	236.7	12:50.951								
6	2	3:26.743	48.004	1:23.708	1:15.031	157.5	16:17.694								
7	2	3:30.619	1:01.693	1:26.304	1:02.622	142.0	19:48.313								
8	2	2:39.885 B	41.948	1:10.810	47.127	248.2	22:28.198								
9	1	4:06.578	2:15.983	1:09.359	41.236	237.8	26:34.776								
10	1	2:28.086	41.489	1:08.742	37.855	237.2	29:02.862								
11	1	2:28.646	41.243	1:09.237	38.166	242.3	31:31.508								
12	1	2:33.458	41.216	1:11.355	40.887	219.9	34:04.966								
13	1	3:56.080	46.806	1:45.742	1:23.532	176.0	38:01.046								
14	1	4:20.753	1:22.643	1:42.753	1:15.357	128.8	42:21.799								
15	1	3:32.860	57.352	1:32.765	1:02.743	173.6	45:54.659								
16	1	2:30.839	41.694	1:10.587	38.558	240.0	48:25.498								
17	1	2:30.811	41.876	1:10.774	38.161	242.9	50:56.309								
<b>49</b> Ferrari 458 GT3 Evo 1.Mario CORDONI AM2															
1	1	2:38.415	48.967	1:11.196	38.252	241.1	2:38.415								
2	1	2:29.651	41.698	1:09.963	37.990	248.2	5:08.066								
3	1	2:28.683	41.050	1:09.710	37.923	251.8	7:36.749								
4	1	2:28.511	41.459	1:08.999	38.053	251.2	10:05.260								
5	1	2:40.197	41.030	1:15.846	43.321	253.7	12:45.457								
6	1	3:28.494	49.555	1:24.026	1:14.913	179.1	16:13.951								
7	1	3:30.788	1:01.337	1:27.453	1:01.998	145.4	19:44.739								
8	1	2:28.820	40.997	1:09.594	38.229	254.3	22:13.559								
9	1	2:31.055	41.934	1:09.842	39.279	246.4	24:44.614								
10	1	2:39.462 B	42.445	1:10.728	46.289	249.4	27:24.076								
11	1	4:22.827	2:34.782	1:09.556	38.489	248.2	31:46.903								
12	1	2:32.200	41.293	1:10.990	39.917	251.8	34:19.103								
13	1	3:48.843	42.223	1:42.637	1:23.983	244.0	38:07.946								
14	1	4:18.890	1:20.825	1:41.522	1:16.543	113.2	42:26.836								
15	1	3:31.723	57.601	1:31.531	1:02.591	156.8	45:58.559								
16	1	2:29.850	41.743	1:10.226	37.881	234.5	48:28.409								
17	1	2:29.913	41.500	1:09.813	38.600	255.0	50:58.322								
<b>52</b> Ferrari 458 GT3 EVO 1.Stephan JOEBSTL 2.Thomas MUTSCH PRO-AM2															
1	2	2:28.185	43.467	1:08.120	36.598	250.6	2:28.185								
2	2	2:24.030	40.301	1:07.113	36.616	253.7	4:52.215								
3	2	2:23.767	39.896	1:07.374	36.497	256.9	7:15.982								
4	2	2:23.295	40.052	1:06.756	36.487	251.8	9:39.277								
5	2	2:31.082	40.327	1:07.595	43.160	253.7	12:10.359								
6	2	3:55.692	46.707	1:53.762	1:15.223	159.7	16:06.051								
7	2	3:32.630	1:00.146	1:30.700	1:01.784	156.3	19:38.681								
8	2	2:23.408	39.864	1:07.053	36.491	255.6	22:02.089								
9	2	2:23.405	39.629	1:07.515	36.261	256.2	24:25.494								
10	2	2:24.507	40.313	1:07.643	36.551	253.7	26:50.001								
11	2	2:32.160 B	40.225	1:07.443	44.492	253.1	29:22.161								
12	1	4:00.428	2:12.056	1:09.813	38.559	247.0	33:22.589								
13	1	4:25.772	1:01.543	2:00.528	1:23.701	77.9	37:48.361								
14	1	4:19.574	1:20.200	1:46.915	1:12.459	98.9	42:07.935								
15	1	3:38.350	58.373	1:34.928	1:05.049	135.4	45:46.285								
16	1	2:34.043	44.052	1:11.658	38.333	246.4	48:20.328								
17	1	2:33.810	42.435	1:12.376	38.999	247.6	50:54.138								
<b>58</b> Audi R8 LMS Ultra 1.Geoff ISRINGHAUSEN AM2															
1	2	2:23.720	41.407	1:05.916	36.397	245.2	2:23.720								
2	2	2:22.120	40.361	1:05.408	36.351	245.8	4:45.840								
3	2	2:21.835	40.162	1:05.472	36.201	248.8	7:07.675								
4	2	2:22.071	40.408	1:05.542	36.121	245.2	9:29.746								
5	2	2:26.343	40.328	1:05.621	40.394	245.8	11:56.089								
6	2	4:04.266	52.223	1:58.510	1:13.533	168.2	16:00.355								
7	2	3:35.856	1:00.188	1:33.822	1:01.846	145.4	19:36.211								



## GT3 REVIVAL SPA CLASSIC RACE 2

### Sector Analysis

Lap under Red Flag   Invalidated Lap   Personal Best   Session Best   Crossing the pit lane

Lap	D	Time	Sector 1	Sector 2	Sector 3	T. Spd	Elapsed	Lap	D	Time	Sector 1	Sector 2	Sector 3	T. Spd	Elapsed	
1	1	2:44.087	50.332	1:13.275	40.480	215.2	2:44.087	1	2	2:24.619	42.413	1:06.260	<b>35.946</b>	250.6	2:24.619	
2	1	2:34.989	43.164	1:11.436	40.389	238.9	5:19.076	2	2	2:21.889	39.533	1:06.269	36.087	255.6	4:46.508	
3	1	2:35.497	43.508	<b>1:11.192</b>	40.797	236.7	7:54.573	3	2	2:21.902	39.630	1:06.115	36.157	253.1	7:08.410	
4	1	2:35.604	43.680	1:11.931	39.993	231.3	10:30.177	4	2	2:22.228	39.956	1:06.033	36.239	255.0	9:30.638	
5	1	2:44.345	<b>43.004</b>	1:17.157	44.184	235.6	13:14.522	5	2	2:26.868	39.624	1:06.441	40.803	248.2	11:57.506	
6	1	3:06.848	47.279	1:14.414	1:05.155	201.7	16:21.370	6	2	4:03.581	51.518	1:58.632	1:13.431	168.2	16:01.087	
7	1	3:30.458	1:01.936	1:25.417	1:03.105	130.6	19:51.828	7	2	3:35.407	59.785	1:33.961	1:01.661	145.0	19:36.494	
8	1	2:36.344	43.856	1:11.892	40.596	235.0	22:28.172	8	2	<b>2:21.622</b>	39.788	<b>1:05.829</b>	36.005	258.8	21:58.116	
9	1	2:51.172	<b>B</b>	43.233	1:12.021	55.918	234.5	25:19.344	9	2	2:22.445	39.711	1:06.396	36.338	258.8	24:20.561
10	1	4:14.364	2:20.889	1:13.333	40.142	210.8	29:33.708	10	2	2:23.421	39.671	1:06.433	37.317	258.2	26:43.982	
11	1	2:35.743	43.352	1:11.818	40.573	237.2	32:09.451	11	2	2:31.562	<b>B</b>	<b>39.525</b>	1:07.106	44.931	259.5	29:15.544
12	1	2:41.003	43.122	1:15.251	42.630	238.3	34:50.454	12	1	4:09.682	2:24.812	1:07.749	37.121	253.1	33:25.226	
13	1	3:21.895	44.114	1:15.680	1:22.101	210.4	38:12.349	13	1	4:25.627	1:01.300	1:59.645	1:24.682	77.4	37:50.853	
14	1	4:17.160	1:20.037	1:41.404	1:15.719	127.3	42:29.509	14	1	4:18.970	1:19.275	1:46.768	1:12.927	103.5	42:09.823	
15	1	3:31.179	58.070	1:31.151	1:01.958	155.9	46:00.688	15	1	3:37.226	58.051	1:34.482	1:04.693	137.4	45:47.049	
16	1	2:35.205	43.098	1:11.814	40.293	235.0	48:35.893	16	1	2:28.893	41.269	1:09.244	38.380	253.1	48:15.942	
17	1	<b>2:34.430</b>	43.079	1:11.394	<b>39.957</b>	237.8	51:10.323	17	1	2:26.499	40.773	1:08.167	37.559	255.0	50:42.441	

**62** Aston Martin V12 Vantage GT3  
1. Franz WUNDERLICH  
2. Pascal HUTEAU AM2

1	2	2:50.607	54.172	1:13.474	42.961	199.7	2:50.607	
2	2	2:37.141	45.121	1:12.683	39.337	228.7	5:27.748	
3	2	2:31.976	42.675	1:09.775	39.526	234.5	7:59.724	
4	2	2:32.000	42.794	1:09.710	39.496	226.7	10:31.724	
5	2	2:44.219	42.793	1:16.795	44.631	222.7	13:15.943	
6	2	3:06.678	46.822	1:14.504	1:05.352	193.3	16:22.621	
7	2	3:31.066	1:02.758	1:25.471	1:02.837	119.0	19:53.687	
8	2	2:46.746	<b>B</b>	42.969	1:12.200	51.577	213.4	22:40.433
9	1	3:52.169	2:08.258	1:06.547	37.364	245.2	26:32.602	
10	1	2:24.595	41.333	1:06.720	36.542	242.3	28:57.197	
11	1	<b>2:22.644</b>	40.345	<b>1:06.013</b>	<b>36.286</b>	247.0	31:19.841	
12	1	2:24.544	<b>40.132</b>	1:07.674	36.738	250.0	33:44.385	
13	1	4:10.636	47.856	1:59.368	1:23.412	91.0	37:55.021	
14	1	4:18.698	1:20.329	1:45.725	1:12.644	113.3	42:13.719	
15	1	3:35.930	59.374	1:33.164	1:03.392	179.4	45:49.649	
16	1	2:27.107	41.711	1:08.630	36.766	246.4	48:16.756	
17	1	2:26.120	40.749	1:08.803	36.568	235.6	50:42.876	

**65** Mercedes-Benz SLS AMG GT3  
1. Heiko NEUMANN AM2

1	1	2:32.638	45.037	1:10.228	37.373	254.3	2:32.638	
2	1	2:24.431	41.288	<b>1:06.577</b>	36.566	251.8	4:57.069	
3	1	<b>2:22.863</b>	<b>39.620</b>	1:06.770	36.473	258.2	7:19.932	
4	1	2:23.858	40.003	1:07.632	<b>36.223</b>	252.4	9:43.790	
5	1	2:30.866	40.101	1:08.604	42.161	253.7	12:14.656	
6	1	3:55.836	46.572	1:54.208	1:15.056	173.6	16:10.492	
7	1	3:31.322	1:00.802	1:29.209	1:01.311	137.6	19:41.814	
8	1	2:34.503	<b>B</b>	40.388	1:08.648	45.467	250.6	22:16.317
9	1	4:06.972	2:20.643	1:08.181	38.148	250.6	26:23.289	
10	1	4:39.576	<b>B</b>	1:02.644	2:03.359	1:33.573	111.9	31:02.865

**69** Mercedes-Benz SLS AMG GT3  
1. Philip KADOORIE  
2. Rob HUFF PRO-AM2

**76** Porsche 997 GT3R  
1. Michel ETTOUATI AM2

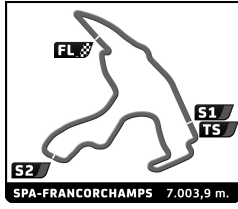
1	1	2:41.516	49.237	1:13.073	<b>39.206</b>	229.8	2:41.516
2	1	<b>2:32.962</b>	<b>41.817</b>	<b>1:10.363</b>	40.782	235.0	5:14.478
3	1	2:33.861	42.606	1:11.257	39.998	237.8	7:48.339
4	1	2:34.733	41.983	1:11.368	41.382	242.3	10:23.072
5	1	2:38.442	42.901	1:13.577	41.964	237.8	13:01.514
6	1	3:18.485	43.160	1:20.370	1:14.955	218.5	16:19.999
7	1	3:31.922	1:02.291	1:25.563	1:04.068	130.1	19:51.921

**80** Porsche 997 GT3R  
1. Steven BERNDTSON AMM  
2. Jose GARCIA AM2

1	2	2:50.320	51.787	1:15.367	43.166	230.3	2:50.320	
2	2	2:44.695	46.840	1:15.384	42.471	203.3	5:35.015	
3	2	2:40.560	43.671	1:15.514	41.375	223.7	8:15.575	
4	2	2:39.252	44.801	1:13.596	40.855	231.8	10:54.827	
5	2	2:41.949	44.161	1:15.696	42.092	230.8	13:36.776	
6	2	2:54.186	45.878	1:14.146	54.162	223.7	16:30.962	
7	2	3:26.059	58.923	1:24.656	1:02.480	94.1	19:57.021	
8	2	2:52.816	<b>B</b>	43.522	1:13.925	55.369	238.3	22:49.837
9	1	4:06.817	2:16.353	1:11.838	38.626	223.2	26:56.654	
10	1	2:31.620	43.043	1:09.914	38.663	236.7	29:28.274	
11	1	2:30.525	42.407	<b>1:09.695</b>	38.423	243.4	31:58.799	
12	1	2:32.112	41.690	1:10.529	39.893	244.6	34:30.911	
13	1	3:38.485	42.949	1:30.736	1:24.800	234.5	38:09.396	
14	1	4:18.191	1:20.225	1:41.281	1:16.685	120.1	42:27.587	
15	1	3:31.495	57.272	1:32.174	1:02.049	160.8	45:59.082	
16	1	2:31.613	42.171	1:11.156	38.286	232.4	48:30.695	
17	1	<b>2:30.004</b>	<b>41.586</b>	1:10.257	<b>38.161</b>	247.6	51:00.699	

**87** Ferrari 458 GT3 Evo  
1. Jean-Luc BEAUBELIQUE  
2. Jim PLA PRO-AM2

1	2	2:22.260	40.716	1:05.441	36.103	252.4	2:22.260
2	2	<b>2:20.761</b>	39.373	<b>1:05.331</b>	36.057	255.6	4:43.021
3	2	2:20.998	39.398	1:05.363	36.237	256.2	7:04.019

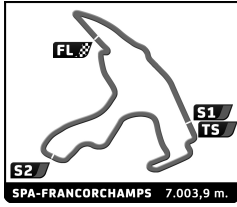


## GT3 REVIVAL SPA CLASSIC RACE 2

### Sector Analysis

Lap under Red Flag   Invalidated Lap   Personal Best   Session Best   Crossing the pit lane

Lap	D	Time	Sector 1	Sector 2	Sector 3	T. Spd	Elapsed	Lap	D	Time	Sector 1	Sector 2	Sector 3	T. Spd	Elapsed
4	2	2:21.377	39.485	1:05.723	36.169	255.6	9:25.396	17	1	2:31.863	42.736	1:10.444	38.683	244.0	50:59.591
5	2	2:26.933	39.525	1:05.853	41.555	252.4	11:52.329	<b>105</b> Nissan GTR Nismo GT3 1.Andrew BENTLEY PRO-AM2 2.Maxwell LYNN							
6	2	4:06.557	51.841	2:01.191	1:13.525	107.1	15:58.886	1	2	2:26.994	42.552	1:08.218	<b>36.224</b>	246.4	2:26.994
7	2	3:36.454	59.996	1:34.915	1:01.543	139.7	19:35.340	2	2	2:23.279	40.251	1:06.168	36.860	254.3	4:50.273
8	2	2:21.026	39.689	1:05.508	<b>35.829</b>	255.6	21:56.366	3	2	2:23.031	40.235	1:06.356	36.440	254.3	7:13.304
9	2	2:22.383	<b>39.333</b>	1:05.740	37.310	256.9	24:18.749	4	2	<b>2:22.825</b>	40.169	1:06.263	36.393	253.1	9:36.129
10	2	2:22.474	39.423	1:06.760	36.291	257.5	26:41.223	5	2	2:27.666	40.206	<b>1:06.128</b>	41.332	253.1	12:03.795
11	2	2:32.489	<b>B</b> 41.377	1:07.768	43.344	239.4	29:13.712	6	2	3:59.884	48.999	1:56.644	1:14.241	184.5	16:03.679
12	1	3:58.398	2:09.557	1:09.100	39.741	247.6	33:12.110	7	2	3:34.002	59.539	1:32.821	1:01.642	140.8	19:37.681
13	1	4:33.624	1:08.176	2:01.880	1:23.568	77.0	37:45.734	8	2	2:23.422	40.358	1:06.813	36.251	255.6	22:01.103
14	1	4:19.583	1:19.356	1:48.020	1:12.207	104.3	42:05.317	9	2	2:23.215	<b>40.040</b>	1:06.916	36.259	256.2	24:24.318
15	1	3:37.622	58.670	1:34.804	1:04.148	146.1	45:42.939	10	2	2:30.432	<b>B</b> 40.981	1:07.071	42.380	250.6	26:54.750
16	1	2:26.893	41.276	1:08.314	37.303	247.6	48:09.832	11	1	4:03.980	2:17.149	1:07.341	39.490	247.6	30:58.730
17	1	2:26.051	40.659	1:07.813	37.579	250.0	50:35.883	12	1	2:25.951	40.753	1:07.550	37.648	251.8	33:24.681
<b>90</b> Lamborghini Gallardo LP600 1.Marcus ANDERSON AM2								<b>123</b> Corvette Callaway Z06R 1.André WIGET AM1 2.Martin WACHTER							
1	1	2:44.528	51.103	1:13.101	40.324	217.5	2:44.528	1	2	2:52.984	53.202	1:15.301	44.481	192.5	2:52.984
2	1	<b>2:34.954</b>	44.010	<b>1:10.807</b>	40.137	238.3	5:19.482	2	2	2:42.715	46.453	1:15.052	41.210	189.7	5:35.699
3	1	2:35.490	43.258	1:11.697	40.535	232.9	7:54.972	3	2	<b>2:40.350</b>	<b>43.838</b>	1:15.154	41.358	203.7	8:16.049
4	1	2:36.078	43.901	1:11.809	40.368	231.3	10:31.050	4	2	2:40.461	46.315	1:14.214	<b>39.932</b>	211.2	10:56.510
5	1	2:44.001	<b>42.884</b>	1:16.957	44.160	239.4	13:15.051	5	2	2:42.871	45.440	1:15.100	42.331	204.9	13:39.381
6	1	3:06.903	47.224	1:14.582	1:05.097	205.7	16:21.954	6	2	2:54.553	45.129	1:14.636	54.788	202.1	16:33.934
7	1	3:30.795	1:02.478	1:25.500	1:02.817	109.3	19:52.749	7	2	3:25.379	58.127	1:24.583	1:02.669	79.4	19:59.313
8	1	2:46.487	<b>B</b> 43.267	1:12.200	51.020	209.9	22:39.236	8	2	2:56.485	<b>B</b> 44.697	<b>1:12.851</b>	58.937	206.1	22:55.798
9	1	4:08.758	2:15.578	1:11.590	41.590	237.8	26:47.994	9	1	4:40.800	2:33.099	1:21.551	46.150	203.3	27:36.598
10	1	2:37.985	43.016	1:13.199	41.770	199.3	29:25.979	10	1	2:52.127	45.330	1:19.224	47.573	200.1	30:28.725
11	1	2:35.509	43.390	1:12.216	<b>39.903</b>	236.1	32:01.488	11	1	2:47.164	45.235	1:17.645	44.284	213.9	33:15.889
12	1	2:35.079	43.058	1:10.947	41.074	238.9	34:36.567	12	1	4:31.056	1:05.899	2:01.312	1:23.845	76.1	37:46.945
13	1	3:34.609	43.498	1:25.758	1:25.353	236.7	38:11.176	13	1	4:19.385	1:19.426	1:47.785	1:12.174	104.0	42:06.330
14	1	4:17.443	1:19.829	1:40.625	1:16.989	122.2	42:28.619	14	1	3:38.461	58.465	1:35.165	1:04.831	144.2	45:44.791
15	1	3:31.049	57.781	1:31.325	1:01.943	154.7	45:59.668	15	1	2:54.172	47.995	1:21.987	44.190	193.3	48:38.963
16	1	2:37.736	43.179	1:12.360	42.197	234.0	48:37.404	16	1	2:46.092	44.487	1:18.390	43.215	203.3	51:25.055
17	1	2:35.785	43.541	1:11.527	40.717	237.8	51:13.189	<b>311</b> Porsche 997 GT3R 1.Heiko SCHARNHORST INV							
1	1	2:36.547	47.527	1:11.160	<b>37.860</b>	234.5	2:36.547	1	1	2:52.666	54.799	1:15.080	42.787	202.9	2:52.666
2	1	2:30.732	42.745	1:10.085	37.902	235.0	5:07.279	2	1	2:40.140	44.522	1:14.032	41.586	209.5	5:32.806
3	1	<b>2:29.040</b>	41.654	<b>1:09.347</b>	38.039	245.2	7:36.319	3	1	2:42.126	45.699	1:14.620	41.807	217.5	8:14.932
4	1	2:31.975	42.325	1:10.736	38.914	240.0	10:08.294	4	1	2:41.068	46.777	1:13.919	40.372	215.2	10:56.000
5	1	2:41.815	41.691	1:16.558	43.566	245.2	12:50.109	5	1	2:42.607	44.384	1:15.985	42.238	205.3	13:38.607
6	1	3:26.801	48.044	1:23.697	1:15.060	176.9	16:16.910	6	1	2:54.654	45.127	1:14.856	54.671	210.4	16:33.261
7	1	3:31.012	1:01.698	1:26.562	1:02.752	126.4	19:47.922	7	1	3:24.721	57.842	1:24.509	1:02.370	81.7	19:57.982
8	1	2:30.639	41.521	1:10.241	38.877	241.1	22:18.561	8	1	2:56.062	<b>B</b> 44.050	1:13.461	58.551	215.7	22:54.044
9	1	2:40.502	<b>B</b> 41.841	1:10.539	48.122	231.8	24:59.063	9	1	4:15.249	2:21.886	<b>1:13.056</b>	<b>40.307</b>	201.7	27:09.293
10	1	4:09.362	2:16.642	1:13.587	39.133	239.4	29:08.425	10	1	2:40.346	<b>43.623</b>	1:15.546	41.177	217.1	29:49.639
11	1	2:29.799	41.957	1:09.607	38.235	240.0	31:38.224								
12	1	2:34.320	<b>41.281</b>	1:09.938	43.101	241.7	34:12.544								
13	1	3:51.485	42.862	1:45.025	1:23.598	214.8	38:04.029								
14	1	4:19.441	1:22.619	1:41.847	1:14.975	118.1	42:23.470								
15	1	3:33.347	58.285	1:32.480	1:02.582	154.0	45:56.817								
16	1	2:30.911	42.379	1:09.966	38.566	238.9	48:27.728								



## GT3 REVIVAL SPA CLASSIC RACE 2

### Sector Analysis

Lap under Red Flag   Invalidated Lap   Personal Best   Session Best   B Crossing the pit lane

Lap	D	Time	Sector 1	Sector 2	Sector 3	T. Spd	Elapsed	Lap	D	Time	Sector 1	Sector 2	Sector 3	T. Spd	Elapsed	
11	1	2:39.355	44.066	1:14.182	41.107	217.1	32:28.994	4	1	2:24.266	<b>40.076</b>	1:07.315	36.875	253.1	9:42.373	
12	1	2:42.783	44.683	1:16.791	41.309	208.2	35:11.777	5	1	2:29.570	40.321	1:07.439	41.810	253.1	12:11.943	
13	1	3:02.264	44.178	1:14.577	1:03.509	214.8	38:14.041	6	1	3:55.886	46.312	1:54.495	1:15.079	152.1	16:07.829	
14	1	4:16.740	1:19.571	1:40.871	1:16.298	132.8	42:30.781	7	1	3:32.580	1:00.488	1:30.162	1:01.930	138.3	19:40.409	
15	1	3:31.034	58.185	1:31.590	1:01.259	147.3	46:01.815	8	1	2:32.062	<b>B</b>	40.213	1:07.343	44.506	251.8	22:12.471
16	1	2:38.958	44.007	1:14.557	40.394	218.0	48:40.773	9	1	3:56.858	2:12.543	1:07.230	37.085	248.2	26:09.329	
17	1	<b>2:38.061</b>	43.960	1:13.064	41.037	220.3	51:18.834	10	1	2:24.086	40.238	1:06.977	36.871	250.0	28:33.415	

**556** Ferrari 458 Italia GTD  
1. Pierre-Alain FRANCE  
2. Erwin FRANCE  
INV

1	2	2:41.942	50.026	1:12.797	39.119	226.7	2:41.942
2	2	2:31.243	42.505	1:09.607	39.131	241.1	5:13.185
3	2	2:29.425	41.921	1:09.310	38.194	246.4	7:42.610
4	2	2:29.915	41.754	1:09.974	38.187	237.8	10:12.525
5	2	2:40.588	41.766	1:14.220	44.602	236.7	12:53.113
6	2	3:25.359	46.423	1:23.625	1:15.311	155.1	16:18.472
7	2	3:30.440	1:01.870	1:25.783	1:02.787	152.6	19:48.912
8	2	2:45.517	<b>B</b>	<b>41.737</b>	1:11.045	52.735	22:34.429
9	1	3:55.942	2:09.105	<b>1:08.701</b>	38.136	235.0	26:30.371
10	1	<b>2:29.289</b>	42.223	1:08.941	38.125	240.6	28:59.660
11	1	2:30.611	42.729	1:09.773	<b>38.109</b>	212.6	31:30.271
12	1	2:33.476	41.804	1:10.205	41.467	238.9	34:03.747
13	1	3:56.365	47.024	1:45.651	1:23.690	195.5	38:00.112
14	1	4:21.013	1:22.490	1:42.715	1:15.808	132.8	42:21.125
15	1	3:33.155	57.170	1:33.124	1:02.861	161.8	45:54.280
16	1	2:31.602	42.189	1:10.815	38.598	226.7	48:25.882
17	1	2:31.704	42.469	1:10.521	38.714	227.7	50:57.586

**911** Porsche 997 GT3R  
1. Christian KUHN  
AM2

1	1	2:58.020	55.303	1:18.754	43.963	183.2	2:58.020
2	1	2:50.195	47.604	1:18.101	44.490	225.2	5:48.215
3	1	2:49.706	47.883	1:17.740	44.083	217.5	8:37.921
4	1	2:48.539	48.156	1:16.878	43.505	219.9	11:26.460
5	1	3:02.893	1:00.041	1:18.785	44.067	203.3	14:29.353
6	1	2:47.329	46.542	1:17.259	43.528	227.7	17:16.682
7	1	2:47.324	47.095	1:16.464	43.765	223.7	20:04.006
8	1	2:54.855	<b>B</b>	46.312	1:16.442	52.101	22:58.861
9	1	4:25.046	2:21.509	1:18.624	44.913	217.1	27:23.907
10	1	2:55.539	45.794	1:23.696	46.049	219.4	30:19.446
11	1	2:48.919	<b>45.118</b>	1:19.422	44.379	209.9	33:08.365
12	1	2:59.861	50.661	1:19.448	49.752	220.8	36:08.226
13	1	3:02.542	48.915	1:24.455	49.172	158.5	39:10.768
14	1	3:23.899	50.062	1:22.966	1:10.871	167.3	42:34.667
15	1	3:31.951	57.580	1:30.880	1:03.491	125.6	46:06.618
16	1	<b>2:44.414</b>	45.901	<b>1:15.862</b>	<b>42.651</b>	235.0	48:51.032
17	1	2:47.728	46.429	1:17.622	43.677	188.3	51:38.760

**997** Porsche 997 GT3R  
1. Jürg AEBERHARD  
PRO-AM2

1	1	2:29.869	43.833	1:08.997	37.039	236.7	2:29.869
2	1	<b>2:23.944</b>	40.217	<b>1:06.961</b>	36.766	251.2	4:53.813
3	1	2:24.294	40.181	1:07.351	<b>36.762</b>	252.4	7:18.107