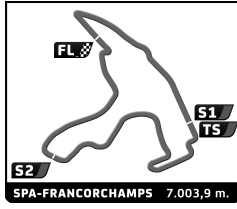


## GT3 REVIVAL SPA CLASSIC RACE 1

### Sector Analysis

Lap under Red Flag											Invalidated Lap	Personal Best	Session Best	B Crossing the pit lane		
Lap	D	Time	Sector 1	Sector 2	Sector 3	T. Spd	Elapsed	Lap	D	Time	Sector 1	Sector 2	Sector 3	T. Spd	Elapsed	
<b>2</b>		<b>Audi R8 LMS Ultra</b>					PRO-AM2									
		1. Marcus VON OEYNHAUSI														
		2. Christophe VON OEYNHA														
1	1	2:38.369	47.494	1:12.203	38.672	235.0	2:38.369	1	1	2:43.089	48.523	1:13.136	41.430	230.3	2:43.089	
2	1	2:29.793	42.240	1:09.061	38.492	234.5	5:08.162	2	1	2:29.982	41.955	1:09.919	<b>38.108</b>	242.9	5:13.071	
3	1	<b>2:29.024</b>	<b>41.894</b>	<b>1:08.868</b>	38.262	237.8	7:37.186	3	1	<b>2:29.701</b>	<b>41.188</b>	1:09.807	38.706	248.2	7:42.772	
4	1	2:29.715	42.352	1:09.134	<b>38.229</b>	236.7	10:06.901	4	1	2:31.161	41.585	1:11.211	38.365	246.4	10:13.933	
5	1	2:29.315	42.000	1:09.052	38.263	236.7	12:36.216	5	1	2:31.155	41.852	1:11.069	38.234	242.3	12:45.088	
6	1	2:32.235	42.483	1:09.796	39.956	235.6	15:08.451	6	1	2:35.674	41.495	<b>1:09.546</b>	44.633	241.1	15:20.762	
7	1	2:56.623	45.915	1:23.866	46.842	176.0	18:05.074	7	1	3:15.211	50.451	1:33.939	50.821	153.3	18:35.973	
8	1	4:17.370	52.942	1:52.070	1:32.358	113.9	22:22.444	8	1	3:49.640	53.686	1:25.243	1:30.711	162.0	22:25.613	
<b>4</b>		<b>Aston Martin V12 Vantage GT3</b>					PRO-AM2									
		1. Guillaume DUMAREY														
1	1	2:30.250	44.172	1:08.675	37.403	240.0	2:30.250	1	1	2:39.551	47.709	1:12.708	39.134	227.2	2:39.551	
2	1	2:25.865	41.038	1:07.573	37.254	244.0	4:56.115	2	1	2:31.544	<b>41.149</b>	1:11.402	38.993	231.8	5:11.095	
3	1	<b>2:24.279</b>	41.086	<b>1:06.558</b>	<b>36.635</b>	244.0	7:20.394	3	1	2:30.960	41.358	1:10.217	39.385	250.0	7:42.055	
4	1	2:24.739	<b>40.700</b>	1:07.048	36.991	245.2	9:45.133	4	1	2:34.241	41.769	1:13.177	39.295	247.0	10:16.296	
5	1	2:24.825	40.971	1:07.055	36.799	243.4	12:09.958	5	1	<b>2:30.129</b>	41.455	1:10.249	<b>38.425</b>	241.7	12:46.425	
6	1	2:24.592	40.803	1:07.039	36.750	244.6	14:34.550	6	1	2:37.081	41.341	<b>1:09.774</b>	45.966	223.2	15:23.506	
7	1	2:39.024	41.377	1:12.956	44.691	204.9	17:13.574	7	1	3:15.283	49.213	1:35.090	50.980	155.4	18:38.789	
8	1	4:55.853	1:32.737	1:56.503	1:26.613	88.5	22:09.427	8	1	3:49.782	52.428	1:25.279	1:32.075	145.2	22:28.571	
<b>5</b>		<b>Porsche 997 GT3R</b>					AM2									
		1. David HARRISON														
		2. Nathan LUCKEY														
1	1	2:45.275	50.544	1:12.069	42.662	230.3	2:45.275	1	1	2:46.641	51.140	1:13.503	41.998	218.5	2:46.641	
2	1	2:34.693	43.852	1:11.309	39.532	240.6	5:19.968	2	1	<b>2:34.062</b>	44.078	1:10.797	<b>39.187</b>	242.9	5:20.703	
3	1	2:33.511	42.675	1:11.178	39.658	232.9	7:53.479	3	1	2:36.049	44.468	<b>1:10.740</b>	40.841	241.7	7:56.752	
4	1	2:33.889	42.611	1:11.287	39.991	238.3	10:27.368	4	1	2:36.573	<b>42.523</b>	1:13.641	40.409	234.0	10:33.325	
5	1	<b>2:31.506</b>	<b>41.975</b>	<b>1:11.079</b>	<b>38.452</b>	234.0	12:58.874	5	1	2:37.575	43.322	1:12.162	42.091	227.2	13:10.900	
6	1	2:36.454	42.020	1:11.946	42.488	243.4	15:35.328	6	1	2:49.366	45.278	1:14.090	49.998	240.0	16:00.266	
7	1	3:06.268	44.503	1:30.512	51.253	181.3	18:41.596	7	1	3:07.426 <b>B</b>	45.499	1:17.101	1:04.826	213.4	19:07.692	
8	1	3:49.350	52.568	1:24.474	1:32.308	157.1	22:30.946	8	1	3:39.931	1:30.797	1:18.580	50.554	189.7	22:47.623	
<b>7</b>		<b>Aston Martin V12 Vantage GT3</b>					AM2									
		1. Jonathan MITCHELL														
1	1	2:29.860	43.487	1:08.824	37.549	243.4	2:29.860	1	1	2:44.315	49.412	1:12.803	42.100	226.2	2:44.315	
2	1	2:25.668	40.775	1:07.693	37.200	248.2	4:55.528	2	1	2:32.120	42.542	1:10.490	<b>39.088</b>	242.9	5:16.435	
3	1	<b>2:23.757</b>	<b>40.319</b>	<b>1:06.509</b>	<b>36.929</b>	250.6	7:19.285	3	1	<b>2:31.947</b>	42.929	<b>1:09.722</b>	39.296	237.2	7:48.382	
4	1	2:24.244	40.393	1:06.722	37.129	248.8	9:43.529	4	1	2:32.580	<b>41.976</b>	1:11.170	39.434	244.6	10:20.962	
5	1	2:25.136	40.430	1:07.151	37.555	249.4	12:08.665	5	1	2:32.356	42.483	1:10.744	39.129	240.0	12:53.318	
6	1	2:24.743	40.554	1:06.878	37.311	249.4	14:33.408	6	1	2:37.462	42.451	1:09.741	45.270	240.0	15:30.780	
7	1	2:39.269	41.674	1:13.391	44.204	207.0	17:12.677	7	1	3:09.636	44.811	1:33.360	51.465	192.2	18:40.416	
8	1	4:55.587	1:31.926	1:57.127	1:26.534	83.6	22:08.264	8	1	5:17.042 <b>B</b>	52.270	1:24.787	2:59.985	162.0	23:57.458	
<b>8</b>		<b>Lamborghini Gallardo LP600</b>					AM2									
		1. Craig WILKINS														
1	1	2:47.796	52.544	1:13.501	41.751	199.3	2:47.796	1	1	3:16.693	1:03.720	1:25.916	47.057	166.5	3:16.693	
2	1	<b>2:33.125</b>	43.149	1:11.157	<b>38.819</b>	241.1	5:20.921	2	1	2:58.440	49.126	1:22.536	<b>46.778</b>	169.3	6:15.133	
3	1	2:39.478 <b>B</b>	<b>41.653</b>	<b>1:09.501</b>	48.324	244.0	8:00.399	3	1	2:58.017	48.154	1:22.442	47.421	183.6	9:13.150	
4	1	<b>2:55.738</b>	<b>47.571</b>	<b>1:20.548</b>				4	1	<b>2:55.738</b>	<b>47.571</b>	<b>1:20.548</b>	47.619	177.5	12:08.888	
5	1	3:10.651	52.737	1:25.342	52.572	167.3	15:19.539	5	1	3:10.651	52.737	1:25.342	52.572	167.3	15:19.539	
6	1	3:15.961	51.172	1:33.814	50.975	156.6	18:35.500	6	1	3:15.961	51.172	1:33.814	50.975	156.6	18:35.500	
7	1	3:48.653	53.538	1:25.228	1:29.887	160.8	22:24.153	7	1	3:48.653	53.538	1:25.228	1:29.887	160.8	22:24.153	
<b>10</b>		<b>Ferrari 458 GT3 Evo</b>					AM2									
		1. Mauro RICCI														
		2. Benjamin RICCI														

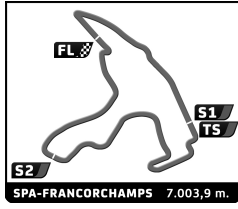


## GT3 REVIVAL SPA CLASSIC RACE 1

### Sector Analysis

Lap under Red Flag    Invalidated Lap    Personal Best    Session Best    Crossing the pit lane

Lap	D	Time	Sector 1	Sector 2	Sector 3	T. Spd	Elapsed	Lap	D	Time	Sector 1	Sector 2	Sector 3	T. Spd	Elapsed
<b>20</b>	Ford GT Matech 1. Eric DEBAR							AM1							
1	1	2:36.141	46.512	1:11.653	37.976	236.1	2:36.141								
2	1	2:28.666	41.529	1:09.207	37.930	247.6	5:04.807								
3	1	<b>2:27.468</b>	41.438	1:08.629	<b>37.401</b>	246.4	7:32.275								
4	1	2:27.500	<b>41.355</b>	<b>1:08.364</b>	37.781	247.6	9:59.775								
5	1	2:28.002	41.614	1:08.726	37.662	245.2	12:27.777								
6	1	2:29.803	41.663	1:09.379	38.761	245.8	14:57.580								
7	1	2:55.853	45.451	1:14.315	56.087	208.2	17:53.433								
8	1	4:25.724	1:00.441	1:53.327	1:31.956	88.1	22:19.157								
<b>21</b>	Audi R8 LMS Ultra 1. Pierre-Olivier CALENDINI 2. Guillaume MAILLARD							AM2							
1	1	3:13.761	1:04.109	1:21.468	48.184	198.1	3:13.761								
2	1	3:00.381	49.141	1:24.760	46.480	184.5	6:14.142								
3	1	2:55.344	47.630	1:22.855	<b>44.859</b>	199.3	9:09.486								
4	1	<b>2:53.788</b>	<b>47.409</b>	<b>1:21.247</b>	45.132	217.5	12:03.274								
5	1	2:57.431	47.496	1:21.735	48.200	204.1	15:00.705								
6	1	3:03.798	52.998	1:23.918	46.882	181.9	18:04.503								
7	1	4:16.836	52.885	1:51.959	1:31.992	116.2	22:21.339								
<b>35</b>	Audi R8 LMS Ultra 1. Armand MILLE							PRO-AM2							
1	1	2:55.419	48.130	1:12.450	54.839	237.2	2:55.419								
2	1	2:32.558	44.479	1:09.226	38.853	229.8	5:27.977								
3	1	<b>2:30.134</b>	<b>41.815</b>	1:09.608	38.711	240.0	7:58.111								
4	1	2:30.257	41.935	<b>1:09.139</b>	39.183	239.4	10:28.368								
5	1	2:30.705	42.143	1:10.219	<b>38.343</b>	241.1	12:59.073								
<b>40</b>	Ford GT Matech 1. Celia MARTIN 2. Lindsay BREWER							PRO-AM2							
1	1	2:48.661	52.175	1:15.126	41.360	191.8	2:48.661								
2	1	2:34.944	43.780	1:11.671	39.493	213.0	5:23.605								
3	1	2:32.352	42.350	<b>1:10.245</b>	39.757	226.7	7:55.957								
4	1	2:32.023	<b>41.404</b>	1:10.355	40.264	218.9	10:27.980								
5	1	<b>2:31.438</b>	41.516	1:11.810	<b>38.112</b>	215.2	12:59.418								
6	1	2:37.458	41.935	1:11.815	43.708	240.6	15:36.876								
7	1	3:05.530	44.102	1:30.514	50.914	180.3	18:42.406								
8	1	3:50.220	52.801	1:24.348	1:33.071	160.5	22:32.626								
<b>45</b>	Audi R8 LMS Ultra 1. Sam YATES 2. Stuart HALL							PRO-AM2							
1	1	2:46.957	51.879	1:13.658	41.420	196.6	2:46.957								
2	1	2:34.711	44.391	1:11.136	39.184	207.4	5:21.668								
3	1	2:31.456	42.710	1:09.696	39.050	238.9	7:53.124								
4	1	2:33.540	42.748	1:11.050	39.742	235.0	10:26.664								
5	1	<b>2:30.243</b>	42.576	1:09.075	<b>38.592</b>	234.0	12:56.907								
6	1	2:35.066	<b>42.377</b>	<b>1:08.806</b>	43.883	230.8	15:31.973								
7	1	3:09.197	45.503	1:32.231	51.463	168.7	18:41.170								
8	1	3:48.858	52.329	1:24.489	1:32.040	160.0	22:30.028								
<b>47</b>	Audi R8 LMS Ultra 1. Mark COLE 2. Alvaro PARENTE							PRO-AM2							
1	1	2:40.034	48.417	1:12.830	38.787	229.8	2:40.034								
2	1	2:31.471	41.867	1:10.508	39.096	243.4	5:11.505								
3	1	2:31.015	41.960	1:09.557	39.498	244.0	7:42.520								
4	1	2:32.531	42.374	1:11.433	38.724	246.4	10:15.051								
5	1	<b>2:30.705</b>	42.037	1:09.977	<b>38.691</b>	238.3	12:45.756								
6	1	2:37.221	<b>41.784</b>	<b>1:09.267</b>	46.170	242.3	15:22.977								
7	1	3:14.996	49.074	1:35.095	50.827	159.5	18:37.973								
8	1	3:49.120	52.544	1:25.318	1:31.258	150.8	22:27.093								
<b>52</b>	Ferrari 458 GT3 EVO 1. Stephan JOEBSTL 2. Thomas MUTSCH							PRO-AM2							
1	1	2:47.647	51.450	1:13.754	42.443	207.4	2:47.647								
2	1	2:35.758	43.824	1:12.272	39.662	206.1	5:23.405								
3	1	2:33.783	42.667	1:11.307	39.809	220.8	7:57.188								
4	1	2:33.207	42.684	1:11.324	39.199	248.2	10:30.395								
5	1	<b>2:31.511</b>	<b>41.871</b>	<b>1:10.533</b>	<b>39.107</b>	241.7	13:01.906								
6	1	2:37.032	42.530	1:11.157	43.345	250.6	15:38.938								
7	1	3:05.082	44.244	1:30.028	50.810	190.0	18:44.020								
8	1	3:50.938	53.323	1:23.526	1:34.089	153.7	22:34.958								
<b>58</b>	Audi R8 LMS Ultra 1. Geoff ISRINGHAUSEN							AM2							
1	1	2:58.453	59.300	1:16.233	42.920	196.6	2:58.453								
2	1	2:40.018	44.375	<b>1:13.610</b>	42.033	226.2	5:38.471								
3	1	2:42.741	44.698	1:15.887	42.156	207.0	8:21.212								
4	1	2:40.523	43.935	1:14.987	<b>41.601</b>	205.7	11:01.735								
5	1	<b>2:39.516</b>	<b>43.544</b>	1:14.192	41.780	225.7	13:41.251								
6	1	2:52.445	43.813	1:17.992	50.640	213.0	16:33.696								
7	1	3:22.600	51.673	1:33.907	57.020	164.1	19:56.296								
8	1	3:23.434	56.610	1:28.772	58.052	156.6	23:19.730								
<b>62</b>	Aston Martin V12 Vantage GT3 1. Franz WUNDERLICH 2. Pascal HUTEAU							AM2							
1	1	2:50.699	53.990	1:15.244	41.465	199.3	2:50.699								
2	1	2:35.310	43.512	1:12.276	39.522	210.8	5:26.009								
3	1	2:34.509	43.026	1:11.973	<b>39.510</b>	215.2	8:00.518								
4	1	<b>2:34.406</b>	<b>42.864</b>	<b>1:11.784</b>	39.758	222.7	10:34.924								
5	1	2:36.201	43.068	1:13.122	40.011	218.5	13:11.125								
6	1	2:44.464	43.745	1:11.998	48.721	226.2	15:55.589								
7	1	2:50.864	45.770	1:14.401	50.693	179.4	18:46.453								
8	1	3:51.674	53.124	1:23.522	1:35.028	144.0	22:38.127								
<b>64</b>	Audi R8 LMS Ultra 1. Pierre THIRIET							PRO-AM2							
1	1	2:35.363	46.576	1:10.553	38.234	242.9	2:35.363								
2	1	2:27.141	41.314	1:08.486	37.341	247.6	5:02.504								
3	1	2:25.561	41.166	1:07.484	36.911	246.4	7:28.065								
4	1	2:24.789	40.864	<b>1:07.118</b>	36.807	248.8	9:52.854								
5	1	<b>2:24.705</b>	40.645	1:07.343	<b>36.717</b>	249.4	12:17.559								

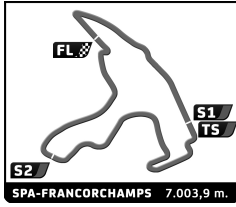


## GT3 REVIVAL SPA CLASSIC RACE 1

### Sector Analysis

Lap under Red Flag    Invalidated Lap    Personal Best    Session Best    Crossing the pit lane

Lap	D	Time	Sector 1	Sector 2	Sector 3	T. Spd	Elapsed	Lap	D	Time	Sector 1	Sector 2	Sector 3	T. Spd	Elapsed
<b>65</b>	Mercedes-Benz SLS AMG GT3 1.Heiko NEUMANN AM2							7	1	2:56.969	48.751	1:14.673	53.545	208.7	17:57.582
								8	1	4:22.512	57.921	1:52.661	1:31.930	98.9	22:20.094
1	1	2:34.031	44.589	1:12.099	37.343	247.6	2:34.031								
2	1	2:26.065	40.961	1:08.477	36.627	252.4	5:00.096								
3	1	2:26.492	40.751	1:08.130	37.611	232.9	7:26.588								
4	1	<b>2:24.709</b>	<b>40.142</b>	<b>1:07.727</b>	36.840	254.3	9:51.297								
5	1	2:25.350	40.491	1:08.340	36.519	245.2	12:16.647								
6	1	2:26.636	41.319	1:08.951	<b>36.366</b>	251.2	14:43.283								
7	1	2:48.529	41.702	1:20.753	46.074	245.8	17:31.812								
8	1	4:44.705	1:18.010	1:55.245	1:31.450	91.4	22:16.517								
<b>69</b>	Mercedes-Benz SLS AMG GT3 1.Philip KADOORIE 2.Rob HUFF PRO-AM2														
1	1	2:33.463	44.918	1:11.333	37.212	228.2	2:33.463								
2	1	2:25.997	40.847	1:08.359	36.791	251.2	4:59.460								
3	1	2:25.450	41.097	<b>1:07.703</b>	<b>36.650</b>	250.0	7:24.910								
4	1	2:25.895	<b>40.703</b>	1:08.240	36.952	251.2	9:50.805								
5	1	<b>2:25.295</b>	40.731	1:07.888	36.676	251.8	12:16.100								
6	1	2:28.615	41.736	1:10.183	36.696	247.6	14:44.715								
7	1	2:47.796	43.746	1:17.882	46.168	209.1	17:32.511								
8	1	4:44.773	1:18.165	1:55.051	1:31.557	89.0	22:17.284								
<b>76</b>	Porsche 997 GT3R 1.Michel ETTOUATI AM2														
1	1	2:51.727	54.305	1:15.328	42.094	183.2	2:51.727								
2	1	<b>2:38.301</b>	42.935	<b>1:13.457</b>	<b>41.909</b>	204.5	5:30.028								
3	1	2:39.560	<b>42.890</b>	1:13.721	42.949	236.1	8:09.588								
4	1	2:39.837	43.088	1:14.407	42.342	227.7	10:49.425								
5	1	2:41.716	43.222	1:13.882	44.612	225.7	13:31.141								
6	1	2:53.505	43.239	1:17.930	52.336	230.8	16:24.646								
7	1	3:27.844 <b>B</b>	49.197	1:29.619	1:09.028	163.8	19:52.490								
8	1	4:45.871	2:27.814	1:25.334	52.723	176.0	24:38.361								
<b>80</b>	Porsche 997 GT3R 1.Steven BERNDTSON AMM 2.Jose GARCIA AM2														
1	1	2:45.545	50.825	1:13.148	41.572	234.5	2:45.545								
2	1	2:33.193	42.797	1:11.126	39.270	238.3	5:18.738								
3	1	2:33.245	42.266	<b>1:10.701</b>	40.278	238.3	7:51.983								
4	1	2:36.181	42.618	1:12.075	41.488	239.4	10:28.164								
5	1	<b>2:32.332</b>	43.143	1:11.018	<b>38.171</b>	238.3	13:00.496								
6	1	2:37.530	<b>41.680</b>	1:12.251	43.599	243.4	15:38.026								
7	1	3:05.421	44.223	1:30.304	50.894	187.9	18:43.447								
8	1	3:50.290	53.056	1:23.771	1:33.463	153.7	22:33.737								
<b>87</b>	Ferrari 458 GT3 Evo 1.Jean-Luc BEAUBELIQUE 2.Jim PLA PRO-AM2														
1	1	2:37.499	47.323	1:11.866	38.310	238.9	2:37.499								
2	1	2:29.811	41.517	1:09.410	38.884	247.0	5:07.310								
3	1	2:28.237	41.224	1:09.104	37.909	248.2	7:35.547								
4	1	<b>2:27.812</b>	41.314	<b>1:08.855</b>	<b>37.643</b>	246.4	10:03.359								
5	1	2:27.838	<b>40.860</b>	1:09.083	37.895	248.8	12:31.197								
6	1	2:29.416	40.972	1:09.528	38.916	248.8	15:00.613								
<b>90</b>	Lamborghini Gallardo LP600 1.Marcus ANDERSON AM2														
1	1	2:56.273	58.332	1:14.684	43.257	209.5	2:56.273								
2	1	2:41.393	44.543	1:14.898	41.952	197.8	5:37.666								
3	1	2:36.741	44.904	1:11.836	<b>40.001</b>	232.9	8:14.407								
4	1	<b>2:35.298</b>	43.194	<b>1:11.778</b>	40.326	236.1	10:49.705								
5	1	2:39.714	43.852	1:13.526	42.336	234.0	13:29.419								
6	1	2:41.028	<b>42.687</b>	1:12.107	46.234	235.6	16:10.447								
7	1	3:01.753 <b>B</b>	50.362	1:15.741	55.650	205.7	19:12.200								
8	1	4:28.580	2:27.164	1:15.864	45.552	204.5	23:40.780								
<b>91</b>	Porsche 997 GT3R 1.Duncan MACKELLAR AM2														
1	1	2:52.393	54.561	1:15.918	<b>41.914</b>	180.6	2:52.393								
2	1	2:55.690 <b>B</b>	<b>43.590</b>	<b>1:15.041</b>	57.059	186.2	5:48.083								
3	1	4:44.174	2:37.202	1:19.965	47.007	165.2	10:32.257								
4	1	3:09.799 <b>B</b>	46.921	1:21.274	1:01.604	154.4	13:42.056								
<b>97</b>	Porsche 997 GT3R 1.Scott O'DONNELL AM2														
1	1	2:49.053	52.663	1:15.091	41.299	184.9	2:49.053								
2	1	2:36.059	43.697	1:13.200	<b>39.162</b>	201.7	5:25.112								
3	1	2:34.697	43.257	1:12.166	39.274	202.9	7:59.809								
4	1	<b>2:34.472</b>	<b>42.675</b>	<b>1:12.065</b>	39.732	211.2	10:34.281								
5	1	2:37.272	42.916	1:13.509	40.847	219.9	13:11.553								
6	1	2:47.177	43.311	1:12.679	51.187	218.5	15:58.730								
7	1	2:51.486	44.684	1:15.172	51.630	200.5	18:50.216								
8	1	3:49.864	50.647	1:24.572	1:34.645	145.6	22:40.080								
<b>105</b>	Nissan GTR Nismo GT3 1.Andrew BENTLEY 2.Maxwell LYNN PRO-AM2														
1	1	2:32.130	44.773	1:09.922	37.435	244.6	2:32.130								
2	1	2:25.538	40.666	1:07.752	37.120	250.0	4:57.668								
3	1	2:25.431	40.563	1:07.778	37.090	251.8	7:23.099								
4	1	<b>2:24.784</b>	<b>40.329</b>	<b>1:07.629</b>	<b>36.826</b>	252.4	9:47.883								
5	1	2:25.440	40.445	1:07.929	37.066	251.8	12:13.323								
6	1	2:26.356	41.219	1:08.296	36.841	246.4	14:39.679								
7	1	2:50.895	41.678	1:23.753	45.464	207.4	17:30.574								
8	1	4:41.543	1:17.866	1:55.855	1:27.822	93.5	22:12.117								
<b>123</b>	Corvette Callaway Z06R 1.André WIGET 2.Martin WACHTER AM1														
1	1	3:05.344	1:02.157	1:18.248	44.939	193.6	3:05.344								
2	1	2:47.289	45.579	1:19.330	42.380	184.5	5:52.633								
3	1	2:45.199	45.107	1:17.658	42.434	182.6	8:37.832								
4	1	<b>2:44.065</b>	44.736	<b>1:17.000</b>	<b>42.329</b>	193.6	11:21.897								
5	1	2:44.974	44.346	1:17.405	43.223	195.1	14:06.871								
6	1	3:02.171	<b>44.159</b>	1:24.166	53.846	202.1	17:09.042								
7	1	4:57.705	1:33.768	1:57.682	1:26.255	88.5	22:06.747								
8	1	<b>6:42.424 B</b>	1:38.336	3:01.593	2:02.495	77.1	28:49.171								



## GT3 REVIVAL SPA CLASSIC RACE 1

### Sector Analysis

Lap under Red Flag							Invalidated Lap		Personal Best	Session Best	B Crossing the pit lane					
Lap	D	Time	Sector 1	Sector 2	Sector 3	T. Spd	Elapsed	Lap	D	Time	Sector 1	Sector 2	Sector 3	T. Spd	Elapsed	
<b>311</b>	Porsche 997 GT3R 1.Heiko SCHARNHORST															INV
1	1	2:58.167	58.353	1:16.785	43.029	193.6	2:58.167									
2	1	2:41.928			41.206		5:40.095									
3	1	2:41.473	45.029	1:14.770	41.674	182.2	8:21.568									
4	1	2:41.942	44.888	1:15.388	41.666	190.7	11:03.510									
5	1	<b>2:39.188</b>	<b>44.271</b>	<b>1:14.141</b>	<b>40.776</b>	215.2	13:42.698									
6	1	2:53.246	45.262	1:20.959	47.025	209.5	16:35.944									
7	1	3:21.924	50.538	1:34.905	56.481	158.5	19:57.868									
8	1	3:23.173	56.509	1:28.498	58.166	145.0	23:21.041									
<b>556</b>	Ferrari 458 Italia GTD 1.Pierre-Alain FRANCE 2.Erwin FRANCE															INV
1	1	2:54.856	55.405	1:16.653	42.798	197.8	2:54.856									
2	1	2:42.536	45.443	<b>1:14.605</b>	42.488	211.2	5:37.392									
3	1	2:42.805	45.465	1:15.688	41.652	196.2	8:20.197									
4	1	2:42.141	44.383	1:16.618	<b>41.140</b>	207.4	11:02.338									
5	1	<b>2:39.889</b>	<b>44.008</b>	1:14.612	41.269	212.6	13:42.227									
6	1	2:54.579	44.645	1:23.491	46.443	212.6	16:36.806									
7	1	3:23.534	50.187	1:35.548	57.799	151.7	20:00.340									
8	1	3:21.662	54.512	1:29.264	57.886	134.7	23:22.002									
<b>911</b>	Porsche 997 GT3R 1.Christian KUHN															AM2
1	1	3:13.983	1:04.344	1:21.906	47.733	186.6	3:13.983									
2	1	2:51.358	48.749	1:19.071	43.538	200.9	6:05.341									
3	1	2:51.430	46.135	1:20.840	44.455	189.3	8:56.771									
4	1	2:50.156	46.809	1:19.973	43.374	176.9	11:46.927									
5	1	<b>2:47.485</b>	46.160	<b>1:19.069</b>	<b>42.256</b>	204.5	14:34.412									
6	1	2:55.552	<b>45.709</b>	1:24.431	45.412	194.0	17:29.964									
7	1	4:41.167	1:17.420	1:56.268	1:27.479	86.1	22:11.131									
<b>997</b>	Porsche 997 GT3R 1.Lee MAXTED-PAGE 2.Jürg AEBERHARD															PRO-AM2
1	1	2:49.782	52.826	1:15.873	41.083	200.5	2:49.782									
2	1	2:34.705	43.111	<b>1:12.209</b>	<b>39.385</b>	221.8	5:24.487									
3	1	2:34.749	<b>42.227</b>	1:12.236	40.286	216.6	7:59.236									
4	1	<b>2:34.527</b>	42.432	1:12.407	39.688	209.1	10:33.763									
5	1	2:35.876	43.087	1:12.591	40.198	220.3	13:09.639									
6	1	2:39.324	42.408	1:13.665	43.251	220.8	15:48.963									
7	1	2:56.562	43.236	1:22.603	50.723	219.4	18:45.525									
8	1	3:50.741	53.125	1:23.558	1:34.058	154.9	22:36.266									