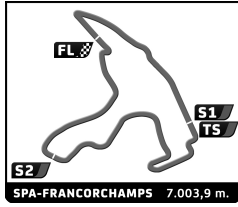


## GT3 REVIVAL SPA CLASSIC PRE QUALIFYING

### Sector Analysis

Lap under Red Flag    Invalidated Lap    Personal Best    Session Best    Crossing the pit lane

Lap	D	Time	Sector 1	Sector 2	Sector 3	T. Spd	Elapsed	Lap	D	Time	Sector 1	Sector 2	Sector 3	T. Spd	Elapsed			
<b>1</b>	<b>Audi R8 LMS Ultra</b> 1. Jean-Lou RIHON 2. Nick PADMORE							AM2	8	1	4:05.987 <b>B</b>	42.657	1:50.089	1:33.241	245.8	30:40.286		
	9	1	7:55.078	6:03.801	1:11.088	40.189	203.3		38:35.364									
	10	1	2:20.673	39.861	1:04.920	<b>35.892</b>	253.1		40:56.037									
	11	1	2:20.751	39.714	1:04.817	36.220	254.3		43:16.788									
	12	1	2:32.786 <b>B</b>	39.628	1:05.471	47.687	248.8		45:49.574									
<b>4</b>	<b>Aston Martin V12 Vantage GT3</b> 1. Guillaume DUMAREY							PRO-AM2	1	1	<del>2:39.846</del>	44.276	1:16.475	39.095	169.8	3:25.620		
	2	1	2:28.815	42.078	1:08.831	<b>37.906</b>	242.3		5:54.435									
	3	1	2:31.385	41.602	1:10.765	39.018	238.3		8:25.820									
	4	1	2:32.157	41.715	1:12.050	38.392	199.3		10:57.977									
	5	1	2:43.151 <b>B</b>	41.238	1:11.957	49.956	222.7		13:41.128									
	6	1	4:22.818	2:36.461	<b>1:08.284</b>	38.073	241.7		18:03.946									
	7	1	2:43.914 <b>B</b>	41.344	1:10.709	51.861	244.6		20:47.860									
	8	1	7:06.744	5:10.213	1:08.574	47.957	240.6		27:54.604									
	9	1	4:11.785	1:39.038	1:54.618	38.129	75.7		32:06.389									
	10	1	<b>2:28.085</b>	<b>41.019</b>	1:08.631	38.435	245.8		34:34.474									
	11	1	<del>2:30.285</del>	41.434	1:10.005	38.846	240.0		37:04.759									
	12	1	2:43.563 <b>B</b>	45.986	1:09.273	48.304	239.4		39:48.322									
	<b>5</b>	<b>Porsche 997 GT3R</b> 1. David HARRISON 2. Nathan LUCKEY							AM2	1	1	2:40.738	43.299	1:13.729	43.710	211.2	3:46.105	
		2	1	3:02.781	50.610	1:22.828	49.343			156.6	6:48.886							
		3	1	<del>2:31.047</del>	42.183	1:09.670	39.194			238.9	9:19.933							
		4	1	3:10.078	49.529	1:26.879	53.670			159.0	12:30.011							
5		1	2:30.247	42.042	1:09.775	38.430	242.3	15:00.258										
6		1	2:34.394	41.606	1:09.736	43.052	242.3	17:34.652										
7		1	3:08.774 <b>B</b>	51.673	1:21.867	55.234	145.2	20:43.426										
8		1	<del>5:02.340</del>	2:42.086	1:39.744	40.510	226.7	25:45.766										
9		1	2:43.451	41.770	1:08.509	53.172	244.0	28:29.217										
10		1	3:49.834	1:18.372	1:49.823	41.639	92.7	32:19.051										
11		1	<b>2:28.703</b>	41.352	1:09.432	<b>37.919</b>	240.6	34:47.754										
12		1	2:29.046	<b>41.154</b>	<b>1:07.946</b>	39.946	246.4	37:16.800										
13		1	2:42.830	45.260	1:14.490	43.080	242.9	39:59.630										
14		1	2:28.988	42.099	1:08.435	38.454	243.4	42:28.618										
15		1	2:32.886	41.535	1:11.169	40.182	246.4	45:01.504										
<b>7</b>		<b>Aston Martin V12 Vantage GT3</b> 1. Jonathan MITCHELL								AM2	1	1	2:33.438	43.128	1:11.781	38.529	233.4	2:47.291
	2	1	2:35.735 <b>B</b>	40.856	1:09.764	45.115	248.8	5:23.026										
	3	1	11:27.358	9:31.779	1:15.135	40.444	207.4	16:50.384										
	4	1	2:38.702	43.008	1:11.126	44.568	232.4	19:29.086										
	5	1	2:22.064	39.903	1:05.139	37.022	253.1	21:51.150										
	6	1	<b>2:20.389</b>	40.006	<b>1:04.407</b>	35.976	253.7	24:11.539										
	7	1	2:22.760	<b>39.625</b>	1:05.009	38.126	254.3	26:34.299										
	<b>8</b>	<b>Lamborghini Gallardo LP600</b> 1. Craig WILKINS							AM2		1	1	2:39.846	44.276	1:16.475	39.095	169.8	3:25.620
		2	1	2:28.815	42.078	1:08.831	<b>37.906</b>	242.3			5:54.435							
3		1	2:31.385	41.602	1:10.765	39.018	238.3	8:25.820										
4		1	2:32.157	41.715	1:12.050	38.392	199.3	10:57.977										
5		1	2:43.151 <b>B</b>	41.238	1:11.957	49.956	222.7	13:41.128										
6		1	4:22.818	2:36.461	<b>1:08.284</b>	38.073	241.7	18:03.946										
7		1	2:43.914 <b>B</b>	41.344	1:10.709	51.861	244.6	20:47.860										
8		1	7:06.744	5:10.213	1:08.574	47.957	240.6	27:54.604										
9		1	4:11.785	1:39.038	1:54.618	38.129	75.7	32:06.389										
10		1	<b>2:28.085</b>	<b>41.019</b>	1:08.631	38.435	245.8	34:34.474										
11		1	<del>2:30.285</del>	41.434	1:10.005	38.846	240.0	37:04.759										
12		1	2:43.563 <b>B</b>	45.986	1:09.273	48.304	239.4	39:48.322										
<b>10</b>	<b>Ferrari 458 GT3 Evo</b> 1. Mauro RICCI 2. Benjamin RICCI							AM2	1	1	2:45.738	48.719	1:16.820	40.199	207.0	3:14.517		
	2	1	2:32.186	42.824	1:10.976	38.386	238.9		5:46.703									
	3	1	2:30.272	41.854	1:09.841	38.577	246.4		8:16.975									
	4	1	2:29.282	41.303	1:09.625	38.354	243.4		10:46.257									
	5	1	2:30.165	41.881	1:09.957	38.327	242.9		13:16.422									
	6	1	<del>2:43.543</del>	42.003	1:09.917	51.623	245.2		15:59.965									
	7	1	7:25.860	5:18.091	1:22.904	44.865	158.8		23:25.825									
	8	1	2:38.371	45.074	1:14.779	38.518	192.2		26:04.196									
	9	1	3:29.363	41.759	1:18.542	1:29.062	245.2		29:33.559									
	10	1	3:30.102	1:37.907	1:13.850	38.345	135.4		33:03.661									
	11	1	2:28.333	41.446	1:09.159	37.728	244.0		35:31.994									
	12	1	2:28.522	40.988	1:08.832	38.702	248.8		38:00.516									
	13	1	2:35.103 <b>B</b>	41.480	1:08.237	45.386	247.6		40:35.619									
	14	1	<del>3:59.394</del>	2:15.423	1:07.564	36.407	247.6		44:35.013									
	15	1	<b>2:21.994</b>	<b>40.014</b>	<b>1:05.795</b>	<b>36.185</b>	252.4		46:57.007									
<b>16</b>	<b>Aston Martin V12 Vantage GT3</b> 1. Dr Afschin FATEMI 2. Phil KEEN							PRO-AM2	1	1	2:38.683	44.855	1:14.875	38.953	209.1	3:10.425		
	2	1	2:33.211	43.685	1:10.422	39.104	233.4		5:43.636									
	3	1	2:33.117	42.707	1:10.492	39.918	232.9		8:16.753									
	4	1	<del>2:30.527</del>	42.909	1:09.260	38.358	241.7		10:47.280									
	5	1	2:46.540 <b>B</b>	42.053	1:10.365	54.122	241.1		13:33.820									
	6	2	6:08.983	4:23.217	1:08.429	37.337	240.6		19:42.803									
	7	2	<del>2:25.432</del>	40.889	1:07.465	37.078	247.0		22:08.235									
	8	2	2:23.461	40.458	1:06.195	36.808	247.6		24:31.696									
	9	2	<b>2:23.026</b>	40.413	1:06.175	<b>36.438</b>	248.8		26:54.722									
	10	2	4:01.284 <b>B</b>	<b>40.214</b>	1:45.054	1:36.016	248.8		30:56.006									
	11	2	<del>3:56.963</del>	1:55.995	1:11.959	49.009	242.3		34:52.969									
	12	2	2:24.041	40.393	<b>1:05.871</b>	37.777	249.4		37:17.010									

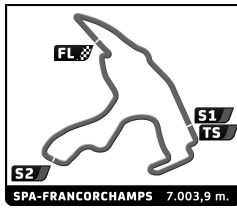


## GT3 REVIVAL SPA CLASSIC PRE QUALIFYING

### Sector Analysis

Lap under Red Flag    Invalidated Lap    Personal Best    Session Best    Crossing the pit lane

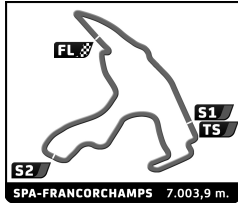
Lap	D	Time	Sector 1	Sector 2	Sector 3	T. Spd	Elapsed	Lap	D	Time	Sector 1	Sector 2	Sector 3	T. Spd	Elapsed		
13	2	2:28.986	41.220	1:06.445	41.321	248.2	39:45.996	<b>21</b>	Audi R8 LMS Ultra 1.Pierre-Olivier CALENDINI 2.Guillaume MAILLARD	1	1	3:12.373	54.313	1:27.871	50.189	149.0	3:36.748
14	2	2:29.720	40.405	1:06.096	43.219	249.4	42:15.716			2	1	3:04.641	51.302	1:24.825	48.514	176.9	6:41.389
<b>17</b>		Ferrari 458 GT3 EVO 1.Philippe COLANCON					AM2	3	1	3:02.642	51.466	1:24.500	46.676	207.0	9:44.031		
1	1	2:44.650	47.910	1:15.878	40.862	207.4	3:03.019	4	1	3:11.110	1:03.115	1:21.786	46.209	187.3	12:55.141		
2	1	2:36.787	43.050	1:12.485	41.252	237.2	5:39.806	5	1	2:58.163	48.227	1:21.328	48.608	184.9	15:53.304		
3	1	2:48.041	43.392	1:23.996	40.653	242.9	8:27.847	6	1	2:56.290	47.660	1:21.205	47.425	195.9	18:49.594		
4	1	<del>2:33.141</del>	42.739	1:11.275	39.127	239.4	11:00.988	7	1	3:10.383	47.833	1:21.529	1:01.021	183.2	21:59.977		
5	1	2:32.095	42.562	1:10.451	39.082	240.6	13:33.083	8	1	8:45.685	5:18.392	1:55.735	1:31.558	188.6	30:45.662		
6	1	2:38.127	42.479	1:12.170	43.478	242.9	16:11.210	9	1	<del>2:55.436</del>	59.066	1:14.402	41.968	204.9	33:41.098		
7	1	2:33.530	42.193	1:10.225	41.112	242.9	18:44.740	10	1	<del>2:38.333</del>	44.440	1:12.889	41.004	220.3	36:19.431		
8	1	2:31.109	41.947	1:10.466	38.696	236.1	21:15.849	11	1	<del>2:37.794</del>	44.128	1:12.662	41.004	227.2	38:57.225		
9	1	2:29.951	41.739	<b>1:08.978</b>	39.234	245.2	23:45.800	12	1	2:38.095	44.180	1:13.034	40.881	224.7	41:35.320		
10	1	7:55.235	41.741	1:09.694	6:03.800	245.2	31:41.035	13	1	2:38.488	44.766	1:13.301	<b>40.421</b>	203.3	44:13.808		
11	1	2:56.903	1:02.365	1:11.834	42.704	230.3	34:37.938	14	1	<b>2:37.295</b>	<b>44.099</b>	<b>1:12.292</b>	40.904	229.2	46:51.103		
12	1	<del>2:30.823</del>	41.776	1:10.689	38.358	245.2	37:08.761	<b>35</b>	Audi R8 LMS Ultra 1.Armand MILLE	1	1	2:39.587	44.476	1:13.377	41.734	210.8	2:54.554
13	1	2:31.102	42.292	1:10.203	38.607	241.1	39:39.863	2	1	2:33.014	43.381	1:10.096	39.537	229.2	5:27.568		
14	1	<b>2:28.997</b>	<b>41.591</b>	1:09.135	<b>38.271</b>	244.6	42:08.860	3	1	2:32.514	42.589	1:10.824	39.101	235.6	8:00.082		
15	1	3:50.287	44.595	1:13.787	1:51.905	208.7	45:59.147	4	1	2:37.040	42.537	1:07.548	46.955	235.6	10:37.122		
<b>18</b>		Corvette Callaway Z06R 1.Alfred MOSER 2.Toni SEILER					AM1	5	1	4:20.754	2:31.798	1:08.475	40.481	216.6	14:57.876		
1	1	3:01.998	49.163	1:24.327	48.508	163.3	3:54.226	6	1	2:28.726	41.800	1:08.143	38.783	242.3	17:26.602		
2	1	2:59.432	50.088	1:22.940	46.404	169.6	6:53.658	7	1	<b>2:26.060</b>	41.777	<b>1:07.005</b>	<b>37.278</b>	240.0	19:52.662		
3	1	2:53.132	47.090	1:20.917	45.125	184.9	9:46.790	8	1	2:27.061	41.523	1:07.238	38.300	243.4	22:19.723		
4	1	<del>2:54.305</del>	47.209	1:21.113	45.983	176.9	12:41.095	9	1	2:28.565	43.139	1:07.305	38.121	240.6	24:48.288		
5	1	2:57.494	48.590	1:22.558	46.346	198.1	15:38.589	10	1	2:41.256	41.544	1:07.600	52.112	245.2	27:29.544		
6	1	2:56.885	47.111	1:24.014	45.760	173.6	18:35.474	11	1	6:28.938	4:40.420	1:10.031	38.487	215.7	33:58.482		
7	1	3:35.050	50.039	1:37.301	1:07.710	171.8	22:10.524	12	1	2:28.195	41.855	1:07.695	38.645	241.7	36:26.677		
8	1	11:25.353	9:22.529	1:20.588	42.236	135.8	33:35.877	13	1	2:28.208	41.294	1:08.547	38.367	244.0	38:54.885		
9	1	2:35.711	43.390	1:12.110	40.211	206.1	36:11.588	14	1	2:27.531	41.557	1:07.855	38.119	241.1	41:22.416		
10	1	2:34.879	43.269	1:11.682	<b>39.928</b>	190.0	38:46.467	15	1	2:40.438	42.066	1:10.185	48.187	235.6	44:02.854		
11	1	<b>2:34.067</b>	<b>42.674</b>	<b>1:11.096</b>	40.297	190.0	41:20.534	<b>40</b>	Ford GT Matech 1.Celia MARTIN 2.Lindsay BREWER	1	1	9:58.337	8:07.648	<b>1:12.345</b>	38.344	223.7	10:54.819
12	1	2:56.492	43.085	1:15.131	58.276	207.4	44:17.026	2	1	<b>2:32.563</b>	41.518	1:12.784	<b>38.261</b>	247.6	13:27.382		
<b>20</b>		Ford GT Matech 1.Éric DEBARD					AM1	3	1	3:45.734	<b>41.156</b>	2:08.912	55.666	246.4	17:13.116		
1	1	<del>2:38.487</del>	45.331	1:13.686	39.470	214.8	3:18.230	4	2	8:29.627	6:05.305	1:23.424	1:00.898	186.6	25:42.743		
2	1	2:32.345	42.420	1:10.600	39.325	217.1	5:50.575	5	2	11:18.880	9:03.878	1:19.387	55.615	228.2	37:01.623		
3	1	2:32.353	41.574	1:11.875	38.904	216.6	8:22.928	<b>44</b>	Mercedes-Benz SLS AMG GT3 1.Dennis BUSCH 2.Marc BUSCH	1	1	3:02.474	41.652	1:25.677	55.145	205.7	4:14.128
4	1	2:30.819	42.058	1:10.659	38.102	228.2	10:53.747	2	1	<b>2:26.341</b>	40.693	<b>1:07.965</b>	37.683	247.0	6:40.469		
5	1	2:28.053	41.535	1:08.369	38.149	242.3	13:21.800	3	1	2:44.141	<b>40.378</b>	1:11.665	52.098	235.6	9:24.610		
6	1	2:43.696	41.322	1:10.822	51.552	246.4	16:05.496	4	1	22:14.222	...	1:57.442	53.460	79.1	31:38.832		
7	1	5:58.213	4:09.544	1:10.572	38.097	197.0	22:03.709	5	1	2:28.695	41.934	1:09.308	37.453	247.6	34:07.527		
8	1	<del>2:27.880</del>	41.585	1:08.555	37.740	245.2	24:31.589	6	1	2:27.442	41.428	1:08.611	<b>37.403</b>	248.8	36:34.969		
9	1	2:28.693	41.337	1:09.573	37.783	243.4	27:00.282	7	1	2:47.422	41.367	1:11.230	54.825	248.8	39:22.391		
10	1	3:58.470	44.621	1:38.849	1:35.000	208.7	30:58.752										
11	1	6:17.726	4:11.930	1:23.414	42.382	156.6	37:16.478										
12	1	<del>2:30.523</del>	43.990	1:08.844	37.689	244.0	39:47.001										
13	1	<b>2:24.559</b>	<b>40.533</b>	1:07.019	37.007	250.6	42:11.560										
14	1	<del>2:24.601</del>	40.983	1:06.787	<b>36.831</b>	248.8	44:36.161										
15	1	<del>2:24.478</del>	40.617	<b>1:06.562</b>	37.299	251.2	47:00.639										



## GT3 REVIVAL SPA CLASSIC PRE QUALIFYING

### Sector Analysis

Lap under Red Flag							Invalidated Lap		Personal Best		Session Best		B Crossing the pit lane		
Lap	D	Time	Sector 1	Sector 2	Sector 3	T. Spd	Elapsed	Lap	D	Time	Sector 1	Sector 2	Sector 3	T. Spd	Elapsed
<b>45</b>		Audi R8 LMS Ultra		1.Sam YATES		PRO-AM2		12	1	2:30.438	41.417	<b>1:10.483</b>	38.538	252.4	38:36.408
		2.Stuart HALL						13	1	<del>2:30.496</del>	<b>40.839</b>	1:10.985	38.672	253.1	41:06.904
1	1	2:37.945	45.529	1:12.213	40.203	185.6	3:05.283	14	1	2:31.878	41.449	1:10.600	39.829	251.8	43:38.782
2	1	2:35.044	43.326	1:10.326	41.392	225.2	5:40.327	15	1	<b>2:30.192</b>	41.179	1:10.772	<b>38.241</b>	251.2	46:08.974
3	1	<del>2:33.841</del>	43.764	1:11.063	39.014	221.8	8:14.168								
4	1	2:31.083	42.886	1:10.166	38.031	218.5	10:45.251								
5	1	2:31.830	42.687	1:10.772	38.371	235.6	13:17.081								
6	1	2:32.898	43.452	1:09.753	39.693	225.2	15:49.979								
7	1	2:43.993 <b>B</b>	42.489	1:09.970	51.534	232.9	18:33.972								
8	1	5:31.884	3:45.132	1:08.377	38.375	237.2	24:05.856								
9	1	2:29.396	42.227	1:07.877	39.292	237.2	26:35.252								
10	1	3:50.667	42.025	1:37.675	1:30.967	237.2	30:25.919								
11	1	2:52.408	1:07.002	1:07.641	37.765	230.8	33:18.327								
12	1	2:26.073	41.309	1:06.917	37.847	239.4	35:44.400								
13	1	<del>2:25.212</del>	41.242	<b>1:06.134</b>	37.836	244.0	38:09.612								
14	1	2:26.204	<b>40.871</b>	1:07.729	37.604	242.3	40:35.816								
15	1	2:27.883	41.598	1:08.344	37.941	240.0	43:03.699								
16	1	<b>2:24.637</b>	40.930	1:06.754	<b>36.953</b>	242.3	45:28.336								
<b>47</b>		Audi R8 LMS Ultra		1.Mark COLE		PRO-AM2									
		2.Alvaro PARENTE													
1	1	2:38.927	45.134	1:14.025	39.768	220.8	2:50.867								
2	1	<del>2:30.063</del>	42.467	1:09.252	38.344	240.6	5:20.930								
3	1	2:26.861	41.963	1:07.274	37.624	241.7	7:47.791								
4	1	2:26.925	41.551	1:07.546	37.828	244.0	10:14.716								
5	1	2:27.704	41.268	1:08.817	37.619	244.0	12:42.420								
6	1	2:27.519	41.844	1:07.527	38.148	242.3	15:09.939								
7	1	2:50.930 <b>B</b>	41.400	1:12.644	56.886	244.6	18:00.869								
8	1	3:57.844	2:13.488	1:07.315	37.041	242.3	21:58.713								
9	1	2:23.093	40.446	1:06.237	36.410	248.2	24:21.806								
10	1	2:21.785	40.084	1:05.505	36.196	249.4	26:43.591								
11	1	4:11.091 <b>B</b>	41.027	1:50.541	1:39.523	238.3	30:54.682								
12	1	3:23.330	1:38.646	1:08.230	36.454	243.4	34:18.012								
13	1	<b>2:21.082</b>	39.884	<b>1:05.279</b>	<b>35.919</b>	251.2	36:39.094								
14	1	<del>2:24.101</del>	40.028	1:07.472	36.601	251.2	39:03.195								
15	1	2:22.936	39.822	1:05.742	37.372	251.2	41:26.131								
16	1	2:21.652	<b>39.817</b>	1:05.796	36.039	251.2	43:47.783								
17	1	2:51.153 <b>B</b>	40.171	1:17.445	53.537	247.6	46:38.936								
<b>49</b>		Ferrari 458 GT3 Evo		1.Mario CORDONI		AM2									
1	1	2:35.832	43.934	1:11.782	40.116	239.4	2:54.115								
2	1	2:33.819	42.478	1:11.095	40.246	246.4	5:27.934								
3	1	2:44.907 <b>B</b>	43.339	1:11.981	49.587	247.6	8:12.841								
4	1	5:00.932	3:10.431	1:11.480	39.021	237.8	13:13.773								
5	1	2:33.689	41.817	1:10.996	40.876	247.0	15:47.462								
6	1	2:32.325	41.750	1:11.427	39.148	250.0	18:19.787								
7	1	2:31.535	41.754	1:10.996	38.785	248.2	20:51.322								
8	1	<del>2:32.277</del>	41.801	1:10.525	39.951	250.0	23:23.599								
9	1	2:35.445	42.287	1:11.843	41.315	229.8	25:59.044								
10	1	3:12.967 <b>B</b>	41.668	1:14.957	1:16.342	248.8	29:12.011								
11	1	6:53.959	5:04.724	1:10.797	38.438	245.8	36:05.970								
<b>52</b>		Ferrari 458 GT3 EVO		1.Stephan JOEBSTL		PRO-AM2									
		2.Thomas MUTSCH													
1	1	2:47.522	45.347	1:17.866	44.309	185.2	3:31.884								
2	1	<b>2:34.130</b>	43.272	<b>1:11.777</b>	<b>39.081</b>	245.8	6:06.014								
3	1	2:45.645 <b>B</b>	<b>42.280</b>	1:11.904	51.461	247.0	8:51.659								
4	1	6:33.406 <b>B</b>	3:57.385	1:19.121	1:16.900	218.5	15:25.065								
<b>58</b>		Audi R8 LMS Ultra		1.Geoff ISRINGHAUSEN		AM2									
1	1	2:51.245	47.924	1:19.656	43.665	193.3	3:32.717								
2	1	2:40.620	44.845	1:13.866	41.909	219.4	6:13.337								
3	1	2:39.849	44.026	1:13.395	42.428	225.7	8:53.186								
4	1	2:37.865	43.465	1:12.893	41.507	230.8	11:31.051								
5	1	2:37.947	43.976	1:12.578	41.393	229.8	14:08.998								
6	1	2:50.636 <b>B</b>	43.311	1:12.655	54.670	236.1	16:59.634								
7	1	5:19.020	3:23.118	1:14.180	41.722	217.5	22:18.654								
8	1	2:38.748	44.545	1:12.884	41.319	212.6	24:57.402								
9	1	2:38.472	<b>43.223</b>	1:11.754	43.495	235.6	27:35.874								
10	1	4:06.475	1:13.745	1:57.194	55.536	81.5	31:42.349								
11	1	2:43.135	45.570	1:15.761	41.804	209.1	34:25.484								
12	1	2:38.972	43.632	1:13.907	41.433	219.4	37:04.456								
13	1	2:44.270	47.479	1:12.522	44.269	207.4	39:48.726								
14	1	<b>2:35.945</b>	43.547	<b>1:11.244</b>	41.154	238.3	42:24.671								
15	1	2:36.311	43.497	1:11.730	<b>41.084</b>	236.7	45:00.982								
<b>62</b>		Aston Martin V12 Vantage GT3		1.Franz WUNDERLICH		AM2									
		2.Pascal HUTEAU													
1	1	2:40.642	47.527	1:13.508	39.607	192.2	3:08.523								
2	1	2:34.189	44.785	1:10.506	38.898	226.7	5:42.712								
3	1	2:35.245	42.954	1:10.418	41.873	230.8	8:17.957								
4	1	2:38.730	46.860	1:12.792	39.078	218.9	10:56.687								
5	1	2:34.671	42.344	1:11.482	40.845	220.8	13:31.358								
6	1	2:45.502 <b>B</b>	42.446	1:11.867	51.189	230.3	16:16.860								
7	1	4:57.029	2:56.902	1:18.491	41.636	173.0	21:13.889								
8	1	2:33.120	43.480	1:09.795	39.845	210.8	23:47.009								
9	1	2:33.687	42.288	1:08.467	42.932	235.0	26:20.696								
10	1	3:49.732 <b>B</b>	42.511	1:27.991	1:39.230	232.4	30:10.428								
11	2	4:23.399	2:38.834	1:07.113	37.452	241.7	34:33.827								
12	2	2:23.758	41.036	1:06.266	36.456	246.4	36:57.585								
13	2	2:24.828	40.441	1:07.294	37.093	248.8	39:22.413								
14	2	2:22.116	40.318	1:05.548	<b>36.250</b>	247.6	41:44.529								
15	2	<del>2:24.020</del>	40.184	1:06.333	37.503	248.8	44:08.549								
16	2	<b>2:22.031</b>	<b>40.011</b>	<b>1:05.384</b>	36.636	249.4	46:30.580								
<b>64</b>		Audi R8 LMS Ultra		1.Pierre THIRIET		PRO-AM2									
1	1	2:33.287	43.775	1:10.929	38.583	189.3	2:58.385								
2	1	2:29.609	41.449	1:08.661	39.499	242.3	5:27.994								



## GT3 REVIVAL SPA CLASSIC PRE QUALIFYING

### Sector Analysis

Lap under Red Flag							Invalidated Lap		Personal Best		Session Best		B Crossing the pit lane		
Lap	D	Time	Sector 1	Sector 2	Sector 3	T. Spd	Elapsed	Lap	D	Time	Sector 1	Sector 2	Sector 3	T. Spd	Elapsed
3	1	2:30.022	42.181	1:10.241	37.600	245.2	7:58.016	2	1	2:48.536	45.627	1:19.660	43.249	181.6	6:11.466
4	1	<del>2:24.348</del>	40.714	1:06.467	37.167	247.0	10:22.364	3	1	2:42.161	42.880	1:14.411	44.870	197.4	8:53.627
5	1	2:24.356	40.547	1:06.179	37.630	249.4	12:46.720	4	1	2:50.070 B	43.607	1:13.577	52.886	199.7	11:43.697
6	1	2:23.529	40.533	<b>1:05.961</b>	37.035	250.0	15:10.249	5	1	<del>2:10.042</del>	5:15.668	1:13.300	41.074	218.9	18:53.739
7	1	2:32.291	41.982	1:12.334	37.975	187.6	17:42.540	6	1	<del>2:40.125</del>	43.270	1:14.891	41.964	222.7	21:33.864
8	1	2:26.408	40.698	1:07.463	38.247	250.0	20:08.948	7	1	2:37.661	42.641	1:13.784	41.236	220.8	24:11.525
9	1	2:39.018 B	40.379	1:07.185	51.454	250.0	22:47.966	8	1	2:35.992	42.563	1:12.627	40.802	213.9	26:47.517
10	1	4:53.739	3:00.606	1:07.408	45.725	242.3	27:41.705	9	1	4:00.626	42.584	1:48.351	1:29.691	210.8	30:48.143
11	1	4:23.618	1:43.548	2:01.284	38.786	72.0	32:05.323	10	1	2:53.280	56.576	1:15.572	41.132	214.8	33:41.423
12	1	2:24.534	40.715	1:07.184	36.635	250.6	34:29.857	11	1	2:36.603	43.107	1:12.755	40.741	228.7	36:18.026
13	1	2:23.704	40.316	1:06.802	<b>36.586</b>	250.0	36:53.561	12	1	2:35.555	42.140	1:12.603	40.812	222.3	38:53.581
14	1	2:24.137	40.883	1:06.555	36.699	245.8	39:17.698	13	1	<b>2:34.053</b>	41.905	<b>1:11.470</b>	40.678	242.9	41:27.634
15	1	<b>2:22.974</b>	<b>40.173</b>	1:05.963	36.838	251.8	41:40.672	14	1	2:34.275	<b>41.625</b>	1:11.942	40.708	238.3	44:01.909
16	1	2:40.722 B	40.617	1:10.229	49.876	248.2	44:21.394	15	1	2:34.740	41.921	1:12.143	<b>40.676</b>	244.0	46:36.649

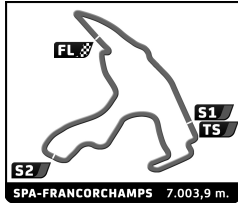
65	Mercedes-Benz SLS AMG GT3	AM2					
1.	Heiko NEUMANN						
1	1	4:13.619	2:24.523	1:09.282	39.814	244.6	4:43.140
2	1	2:29.072	40.747	1:11.905	36.420	250.6	7:12.212
3	1	<del>2:25.093</del>	40.344	1:07.771	36.978	252.4	9:37.305
4	1	<del>2:34.921 B</del>	40.368	1:08.625	45.928	251.2	12:12.226
5	1	2:34.036 B					14:46.262
6	1	3:25.412	1:17.048	1:21.547	46.817	162.3	18:11.674
7	1	2:48.698	55.524	1:15.193	37.981	150.8	21:00.372
8	1	<del>2:23.195</del>	39.930	1:06.989	36.276	253.7	23:23.567
9	1	<b>2:26.725</b>	42.236	1:07.592	36.897	245.8	25:50.292
10	1	2:47.779	40.001	1:06.303	1:01.475	255.6	28:38.071
11	1	3:42.430	1:36.679	1:29.273	36.478	78.0	32:20.501
12	1	<del>2:22.154</del>	40.076	1:06.714	<b>35.364</b>	253.1	34:42.655
13	1	3:11.544	39.595	1:07.495	1:24.454	256.9	37:54.199
14	1	<del>2:25.229</del>	41.177	1:07.749	36.303	253.7	40:19.428
15	1	<del>2:21.846</del>	39.754	1:06.247	35.845	256.9	42:41.274
16	1	<del>2:21.325</del>	<b>39.461</b>	<b>1:05.630</b>	36.234	256.9	45:02.599

77	McLaren MP4-12C GT3	AM2					
1.	Matthew HOLME						
2.	Andrew JAMIESON						
1	1	2:54.255	45.750	1:27.910	40.595	144.8	3:27.799
2	1	<del>2:34.888</del>	42.265	1:14.126	38.497	236.1	6:02.687
3	1	<del>2:30.845</del>	42.245	1:10.495	38.105	247.0	8:33.532
4	1	2:29.475	41.836	1:09.814	37.825	248.2	11:03.007
5	1	2:42.492	41.390	1:22.859	38.243	240.6	13:45.499
6	1	2:29.037	41.751	1:09.097	38.189	249.4	16:14.536
7	1	2:33.445	41.366	1:10.559	41.520	251.2	18:47.981
8	1	2:53.077 B	41.569	1:16.551	54.957	245.8	21:41.058
9	1	4:30.575	2:40.100	1:11.422	39.053	218.0	26:11.633
10	1	3:30.309	41.534	1:19.645	1:29.130	250.0	29:41.942
11	1	3:33.240	1:33.641	1:10.547	49.052	208.2	33:15.182
12	1	2:27.068	40.883	1:08.652	37.533	250.6	35:42.250
13	1	2:27.335	40.564	<b>1:08.374</b>	38.397	251.8	38:09.585
14	1	2:31.027	41.389	1:10.245	39.393	232.4	40:40.612
15	1	2:29.250	<b>40.239</b>	1:10.634	38.377	252.4	43:09.862
16	1	<b>2:26.758</b>	40.543	1:08.707	<b>37.508</b>	251.8	45:36.620

69	Mercedes-Benz SLS AMG GT3	PRO-AM2					
1.	Philip KADOORIE						
2.	Rob HUFF						
1	1	2:46.020	49.168	1:14.092	42.760	192.5	3:06.896
2	1	2:31.982	42.626	1:09.841	39.515	230.8	5:38.878
3	1	2:29.372	41.290	1:10.323	37.759	250.0	8:08.250
4	1	<del>2:25.799</del>	40.706	1:08.207	36.886	253.7	10:34.049
5	1	<del>2:25.026</del>	40.214	1:08.077	36.735	255.0	12:59.075
6	1	2:37.108 B	41.710	1:08.159	47.239	249.4	15:36.183
7	1	8:13.878	5:58.925	1:23.294	51.659	181.9	23:50.061
8	1	<del>2:41.517</del>	42.321	1:09.031	50.165	244.0	26:31.578
9	1	3:58.196 B	40.331	1:41.789	1:36.076	251.8	30:29.774
10	1	7:34.630	5:50.714	1:07.244	36.672	247.6	38:04.404
11	1	<b>2:24.270</b>	40.270	1:07.321	36.679	253.1	40:28.674
12	1	<del>2:22.991</del>	41.327	1:05.883	<b>35.781</b>	248.8	42:51.665
13	1	<del>2:20.508</del>	<b>39.873</b>	<b>1:04.743</b>	35.892	255.0	45:12.173

80	Porsche 997 GT3R	AM2					
1.	Steven BERNDTSON AMM						
2.	Jose GARCIA						
1	1	2:48.819	45.935	1:18.905	43.979	181.0	3:38.641
2	1	2:48.445	48.673	1:16.349	43.423	228.2	6:27.086
3	1	2:46.331	44.912	1:18.303	43.116	195.5	9:13.417
4	1	<del>2:39.587</del>	44.662	1:13.256	41.669	234.0	11:53.004
5	1	<del>2:38.728</del>	44.237	1:13.332	41.159	234.0	14:31.732
6	1	<del>2:37.341</del>	43.993	1:12.795	40.553	234.0	17:09.073
7	1	2:39.173	43.955	1:13.522	41.696	236.1	19:48.246
8	1	<del>2:57.790 B</del>	44.934	1:14.725	58.131	221.3	22:46.036
9	1	4:35.226	2:38.626	1:14.753	41.847	191.5	27:21.262
10	1	3:57.971	1:00.400	1:50.247	1:07.324	90.1	31:19.233
11	1	2:34.705	44.458	1:10.979	39.268	233.4	33:53.938
12	1	2:34.095	42.836	1:11.008	40.251	238.3	36:28.033
13	1	<b>2:33.067</b>	42.763	1:11.263	<b>39.041</b>	240.6	39:01.100
14	1	2:35.062	<b>42.357</b>	1:11.665	41.040	235.6	41:36.162
15	1	2:35.545	43.514	<b>1:10.956</b>	41.075	237.8	44:11.707
16	1	2:34.305	42.414	1:11.761	40.130	242.9	46:46.012

76	Porsche 997 GT3R	AM2					
1.	Michel ETTOUATI						
1	1	3:02.680	52.073	1:24.781	45.826	137.6	3:22.930




## GT3 REVIVAL SPA CLASSIC PRE QUALIFYING

### Sector Analysis

Lap under Red Flag   Invalidated Lap   Personal Best   Session Best   Crossing the pit lane

Lap	D	Time	Sector 1	Sector 2	Sector 3	T. Spd	Elapsed	Lap	D	Time	Sector 1	Sector 2	Sector 3	T. Spd	Elapsed	
<b>82</b>		<b>Aston Martin V12 Vantage GT3</b> 1.Christian ALBRECHT 2.Kyle TILLEY						PRO-AM2								
1	2	3:04.186	1:02.557	1:22.039	39.590	164.6	3:48.959									
2	2	2:34.816	41.887	1:12.077	40.852	235.6	6:23.775									
3	2	2:39.742 <b>B</b>	43.155	1:10.345	46.242	244.6	9:03.517									
4	2	9:35.514	7:45.796	1:11.600	38.118	225.7	18:39.031									
5	2	2:37.318 <b>B</b>	41.616	1:09.819	45.883	250.0	21:16.349									
6	1	4:49.920	2:55.976	1:08.800	45.144	217.5	26:06.269									
7	1	3:23.975	40.506	1:16.237	1:27.232	232.9	29:30.244									
8	1	3:26.023	1:40.939	1:08.048	37.036	149.3	32:56.267									
9	1	2:23.508	40.247	1:06.311	36.950	251.8	35:19.775									
10	1	2:27.019	41.553	1:07.579	37.887	245.8	37:46.794									
11	1	<b>2:23.318</b>	40.498	<b>1:06.157</b>	36.663	249.4	40:10.112									
12	1	2:23.355	40.061	1:06.718	<b>36.576</b>	253.7	42:33.467									
13	1	2:34.142 <b>B</b>	<b>39.709</b>	1:07.259	47.174	253.7	45:07.609									
<b>87</b>		<b>Ferrari 458 GT3 Evo</b> 1.Jean-Luc BEAUBELIQUE 2.Jim PLA						PRO-AM2								
1	1	2:28.377	42.661	1:09.040	36.676	242.3	2:54.605									
2	1	2:23.502	<b>39.942</b>	1:07.184	36.376	253.7	5:18.107									
3	1	2:21.918	40.069	1:05.772	36.077	250.6	7:40.025									
4	1	<b>2:21.506</b>	39.965	<b>1:05.599</b>	<b>35.942</b>	253.1	10:01.531									
5	1	2:34.368 <b>B</b>	42.339	1:06.729	45.300	246.4	12:35.899									
6	2	<del>2:50.085</del> <b>B</b>	52.517	1:06.189	51.379	253.7	15:25.984									
7	2	4:59.812	3:06.065	1:13.822	39.925	240.0	20:25.796									
8	2	<del>2:33.292</del>	42.829	1:10.784	39.589	242.3	22:58.998									
9	2	2:34.962	42.404	1:12.782	39.776	210.4	25:33.960									
10	2	2:51.604 <b>B</b>	42.178	1:09.788	59.638	244.6	28:25.564									
11	2	5:43.725	3:40.635	1:19.885	43.205	164.9	34:09.289									
12	2	2:32.504	42.640	1:10.593	39.271	228.7	36:41.793									
13	2	2:27.177	41.293	1:07.741	38.143	249.4	39:08.970									
14	2	2:26.174	41.171	1:07.178	37.825	250.0	41:35.144									
15	2	2:44.389 <b>B</b>	40.922	1:08.041	55.426	250.6	44:19.533									
<b>91</b>		<b>Porsche 997 GT3R</b> 1.Duncan MACKELLAR						AM2								
1	1	2:49.208	45.808	1:19.130	44.270	187.6	3:40.133									
2	1	2:55.936	48.900	1:24.342	42.694	164.1	6:36.069									
3	1	2:43.115	44.129	1:16.091	42.895	224.2	9:19.184									
4	1	2:58.583 <b>B</b>	44.979	1:17.122	56.482	171.5	12:17.767									
5	1	4:21.295	2:26.893	1:13.925	40.477	206.5	16:39.062									
6	1	<b>2:35.118</b>	43.348	<b>1:11.823</b>	<b>39.947</b>	218.5	19:14.180									
7	1	2:38.479	43.372	1:12.991	42.116	229.8	21:52.659									
8	1	2:37.658	<b>42.994</b>	1:12.675	41.989	227.7	24:30.317									
9	1	3:41.182 <b>B</b>	56.038	1:31.768	1:13.376	139.1	28:11.499									
<b>96</b>		<b>Porsche 997 Cup S</b> 1.Allan DIPPIE						AM1								
1	1	2:50.572	46.673	1:19.627	44.272	191.1	3:39.333									
2	1	2:51.750	49.311	1:18.966	43.473	190.7	6:31.083									
3	1	2:46.407	45.303	1:16.823	44.281	208.7	9:17.490									
4	1	2:43.085	44.494	1:15.055	43.536	210.4	12:00.575									
5	1	2:46.758	46.117	1:18.869	<b>41.772</b>	206.1	14:47.333									
6	1	<b>2:41.664</b>	44.964	<b>1:14.794</b>	41.906	213.4	17:28.997									
7	1	2:44.283	45.613	1:15.632	43.038	222.3	20:13.280									
8	1	2:43.263	44.785	1:16.187	42.291	218.5	22:56.543									
9	1	2:54.122 <b>B</b>	<b>44.256</b>	1:16.019	53.847	229.2	25:50.665									
10	1	5:52.863	3:04.443	1:53.281	55.139	126.4	31:43.528									
11	1	2:45.931	46.828	1:16.222	42.881	206.1	34:29.459									
12	1	2:46.471	46.593	1:16.767	43.111	201.3	37:15.930									
13	1	2:45.265	47.304	1:14.825	43.136	221.8	40:01.195									
14	1	2:49.786	49.759	1:17.062	42.965	208.2	42:50.981									
15	1	2:47.085	47.521	1:16.278	43.286	205.7	45:38.066									
<b>97</b>		<b>Porsche 997 GT3R</b> 1.Scott O'DONNELL						AM2								
1	1	2:43.705	45.978	1:17.592	40.135	207.8	3:13.896									
2	1	2:32.489	42.414	1:11.504	38.571	236.1	5:46.385									
3	1	2:35.564	43.011	1:13.534	39.019	240.0	8:21.949									
4	1	2:37.657	43.331	1:15.712	38.614	192.5	10:59.606									
5	1	2:32.736	41.863	1:12.053	38.820	231.3	13:32.342									
6	1	2:37.535	42.374	1:12.448	42.713	223.2	16:09.877									
7	1	2:51.988 <b>B</b>	42.188	1:12.547	57.253	241.7	19:01.865									
8	1	4:19.144	2:28.804	1:11.126	39.214	224.2	23:21.009									
9	1	2:34.430	42.451	1:12.936	39.043	228.2	25:55.439									
10	1	3:08.653 <b>B</b>	41.971	1:13.070	1:13.612	234.0	29:04.092									
11	1	5:16.464	3:20.611	1:16.174	39.679	236.7	34:20.556									
12	1	2:31.385	42.155	1:10.467	38.763	240.6	36:51.941									
13	1	2:31.908	41.753	1:11.046	39.109	241.7	39:23.849									
14	1	<del>2:30.680</del>	41.450	<b>1:10.457</b>	38.773	230.8	41:54.529									
15	1	2:31.080	41.562	1:11.147	<b>38.371</b>	234.0	44:25.609									
16	1	<b>2:30.410</b>	<b>41.315</b>	1:10.527	38.568	240.6	46:56.019									
<b>105</b>		<b>Nissan GTR Nismo GT3</b> 1.Andrew BENTLEY 2.Maxwell LYNN						PRO-AM2								
1	1	2:36.511	45.998	1:11.080	39.433	215.2	3:05.804									



## GT3 REVIVAL SPA CLASSIC PRE QUALIFYING

### Sector Analysis

Lap under Red Flag													Invalidated Lap	Personal Best	Session Best	B Crossing the pit lane
Lap	D	Time	Sector 1	Sector 2	Sector 3	T. Spd	Elapsed	Lap	D	Time	Sector 1	Sector 2	Sector 3	T. Spd	Elapsed	
<b>997</b> Porsche 997 GT3R																
1. Lee MAXTED-PAGE PRO-AM2																
2. Jürg AEBERHARD																
7	1	5:50.402	3:21.414	1:45.150	43.838	92.5	32:26.122									
8	1	2:49.947	46.769	1:18.857	44.321	196.2	35:16.069									
9	1	2:47.213	46.279	1:16.908	44.026	194.0	38:03.282									
10	1	2:47.754	45.841	1:18.255	43.658	207.8	40:51.036									
11	1	2:51.612	46.248	1:20.122	45.242	202.1	43:42.648									
12	1	2:51.325	47.823	1:16.919	46.583	214.8	46:33.973									
<b>123</b> Corvette Callaway Z06R																
1. André WIGET AM1																
2. Martin WACHTER																
1	1	2:50.470	47.303	1:19.565	43.602	160.8	3:36.210									
2	1	2:46.408	45.729	1:18.166	42.513	194.0	6:22.618									
3	1	2:55.338	46.558	1:20.262	48.518	185.2	9:17.956									
4	1	2:43.547	45.584	1:16.427	41.536	182.9	12:01.503									
5	1	2:48.665	45.716	1:20.544	42.405	181.9	14:50.168									
6	1	2:40.927	43.833	1:15.788	41.306	204.1	17:31.095									
7	1	2:43.019	44.142	1:16.420	42.457	213.9	20:14.114									
8	1	2:43.343	44.282	1:16.573	42.488	202.1	22:57.457									
9	1	2:42.720	43.695	1:17.408	41.617	205.3	25:40.177									
10	1	3:07.459 B	43.120	1:15.205	41.091	209.1	28:47.636									
11	2	6:09.597	4:08.024	1:18.095	43.478	173.0	34:57.233									
12	2	2:46.197	45.725	1:16.096	44.376	210.8	37:43.430									
13	2	2:42.948	44.841	1:15.729	42.378	208.7	40:26.378									
14	2	2:44.537	45.190	1:16.459	42.888	207.0	43:10.915									
15	2	2:43.681	45.490	1:16.143	42.048	177.2	45:54.596									
<b>556</b> Ferrari 458 Italia GTD																
1. Pierre-Alain FRANCE INV																
2. Erwin FRANCE																
1	1	2:38.429	44.202	1:14.781	39.446	217.5	3:15.514									
2	1	2:32.067	42.936	1:10.631	38.500	227.2	5:47.581									
3	1	2:31.327	42.378	1:10.809	38.140	224.7	8:18.908									
4	1	2:30.217	41.991	1:09.778	38.448	236.1	10:49.125									
5	1	2:50.773 B	42.285	1:10.504	57.984	240.0	13:39.898									
6	2	5:27.173	3:37.550	1:10.489	39.134	229.8	19:07.071									
7	2	2:46.239 B	41.840	1:09.886	54.513	239.4	21:53.310									
8	1	9:13.366 B	3:16.029	1:15.678	4:41.659	203.3	31:06.676									
<b>911</b> Porsche 997 GT3R																
1. Christian KUHN AM2																
1	1	2:54.025	48.898	1:21.373	43.754	169.6	3:34.772									
2	1	2:50.447	45.959	1:21.513	42.975	213.9	6:25.219									
3	1	2:49.471	45.856	1:19.864	43.751	183.9	9:14.690									
4	1	2:45.033	44.954	1:16.879	43.200	217.1	11:59.723									
5	1	3:07.587 B	46.293	1:20.752	1:00.542	201.3	15:07.310									
6	1	11:28.410 B	9:10.741	1:18.820	58.849	189.0	26:35.720									