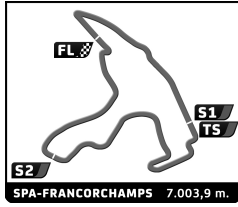


GT3 REVIVAL SPA CLASSIC FREE PRACTICE 1

Sector Analysis

Lap under Red Flag Invalidated Lap Personal Best Session Best Crossing the pit lane

Lap	D	Time	Sector 1	Sector 2	Sector 3	T. Spd	Elapsed	Lap	D	Time	Sector 1	Sector 2	Sector 3	T. Spd	Elapsed
1 Audi R8 LMS Ultra 1. Jean-Lou RIHON 2. Nick PADMORE AM2								14	1	2:26.198	40.951	1:08.380	36.867	231.8	41:43.539
								15	1	2:26.139	41.423	1:07.493	37.223	241.7	44:09.678
								16	1	2:24.668	40.981	1:07.031	36.656	244.0	46:34.346
1	1	1:35.898			57.380		1:35.898								
2	1	2:39.390	45.303	1:15.045	39.042	179.7	4:15.288								
3	1	2:33.006	46.827	1:08.319	37.860	230.8	6:48.294								
4	1	2:26.491	42.222	1:07.149	37.120	236.7	9:14.785								
5	1	2:25.204	41.492	1:06.333	37.379	240.0	11:39.989								
6	1	2:40.041	41.235	1:08.745	50.061	241.1	14:20.030								
7	1	6:03.262	4:07.689	1:14.606	40.967	193.3	20:23.292								
8	1	2:35.059	43.696	1:11.985	39.378	213.0	22:58.351								
9	1	2:34.419	43.595	1:11.951	38.873	182.2	25:32.770								
10	1	2:35.263	44.871	1:11.169	39.223	238.3	28:08.033								
11	1	2:31.089	42.918	1:09.257	38.914	238.3	30:39.122								
12	1	2:30.222	42.538	1:09.171	38.513	234.0	33:09.344								
13	1	4:28.921	1:25.812	2:11.830	51.279	78.6	37:38.265								
14	1	2:31.285	43.561	1:09.272	38.452	240.6	40:09.550								
15	1	2:30.555	42.636	1:09.393	38.526	237.2	42:40.105								
16	1	2:29.195	42.683	1:08.337	38.175	239.4	45:09.300								
2 Audi R8 LMS Ultra 1. Marcus VON OEYNHAUSI 2. Christophe VON OEYNHA PRO-AM															
1	1	1:37.691			1:02.448		1:37.691								
2	1	3:32.959	1:30.359	1:14.898	47.702	206.1	5:10.650								
3	1	5:07.302	3:17.638	1:11.614	38.050	217.5	10:17.952								
4	1	2:31.402	42.296	1:10.357	38.749	231.8	12:49.354								
5	1	2:28.326	42.158	1:08.748	37.420	236.7	15:17.680								
6	1	2:29.942	41.837	1:08.790	39.315	236.7	17:47.622								
7	1	2:29.952	42.567	1:10.017	37.368	237.8	20:17.574								
8	1	2:29.402	41.806	1:08.937	38.659	240.6	22:46.976								
9	1	2:27.244	41.952	1:08.121	37.171	238.3	25:14.220								
10	1	2:34.276	41.624	1:07.406	45.246	238.9	27:48.496								
11	1	5:38.397	3:22.353	1:11.646	1:04.398	191.8	33:26.893								
12	1	4:18.248	1:37.978	1:58.826	41.444	81.6	37:45.141								
13	1	2:38.552	48.845	1:11.304	38.403	234.0	40:23.693								
14	1	2:28.932	42.168	1:08.885	37.879	236.1	42:52.625								
15	1	2:48.934	42.750	1:10.744	55.440	236.7	45:41.559								
4 Aston Martin V12 Vantage GT3 1. Guillaume DUMAREY PRO-AM															
1	1	1:44.825			52.797		1:44.825								
2	1	2:50.726	46.805	1:12.869	51.052	202.5	4:35.551								
3	1	5:07.716	3:15.285	1:11.948	40.483	202.9	9:43.267								
4	1	2:30.699	42.655	1:09.761	38.283	222.3	12:13.966								
5	1	2:38.577	41.925	1:09.398	47.254	230.3	14:52.543								
6	1	5:25.005	3:34.720	1:11.452	38.833	214.3	20:17.548								
7	1	2:30.661	42.628	1:09.329	38.704	235.6	22:48.209								
8	1	2:27.031	41.614	1:07.954	37.463	236.1	25:15.240								
9	1	2:28.015	41.320	1:07.681	39.014	242.9	27:43.255								
10	1	2:27.176	41.076	1:08.271	37.829	242.9	30:10.431								
11	1	2:28.374	42.311	1:08.136	37.927	235.0	32:38.805								
12	1	3:54.369	41.244	1:48.075	1:25.050	240.0	36:33.174								
13	1	2:44.167	58.743	1:08.379	37.045	219.9	39:17.341								
5 Porsche 997 GT3R 1. David HARRISON 2. Nathan LUCKEY AM2								14	1	2:26.198	40.951	1:08.380	36.867	231.8	41:43.539
								15	1	2:26.139	41.423	1:07.493	37.223	241.7	44:09.678
								16	1	2:24.668	40.981	1:07.031	36.656	244.0	46:34.346
1	1	2:59.828	4.171	1:42.383	1:13.274	106.3	2:59.828								
2	1	10:57.716	8:18.849	1:35.324	1:03.543	171.0	13:57.544								
3	1	7:11.862	4:52.858	1:29.344	49.660	146.3	21:09.406								
4	1	2:52.578	55.254	1:18.024	39.300	141.0	24:01.984								
5	1	2:31.597	43.719	1:09.689	38.189	232.9	26:33.581								
6	1	2:27.576	41.937	1:08.018	37.621	241.1	29:01.157								
7	1	2:37.555	41.875	1:08.026	47.654	240.6	31:38.712								
8	2	6:25.413	3:53.208	1:51.066	41.139	112.1	38:04.125								
9	2	2:30.715	43.280	1:09.630	37.805	232.9	40:34.840								
10	2	2:46.967	48.718	1:15.282	42.967	182.6	43:21.807								
11	2	2:37.080	42.472	1:11.449	43.159	235.0	45:58.887								
7 Aston Martin V12 Vantage GT3 1. Jonathan MITCHELL AM2															
1	1	2:10.588	0.414	1:25.927	44.247		2:10.588								
2	1	2:44.101	48.455	1:16.290	39.356	166.0	4:54.689								
3	1	2:48.345	44.723	1:13.020	50.602	188.6	7:43.034								
4	1	5:52.509	4:01.011	1:12.521	38.977	220.8	13:35.543								
5	1	2:28.409	41.579	1:09.954	36.876	241.1	16:03.952								
6	1	2:25.629	40.600	1:08.066	36.963	237.8	18:29.581								
7	1	2:23.451	40.233	1:06.718	36.500	251.8	20:53.032								
8	1	2:30.421	41.845	1:10.673	37.903	237.2	23:23.453								
9	1	2:24.774	40.050	1:07.649	37.075	248.8	25:48.227								
10	1	2:24.510	40.245	1:07.675	36.590	253.1	28:12.737								
11	1	2:24.551	40.724	1:07.080	36.747	250.6	30:37.288								
12	1	2:22.363	40.264	1:05.948	36.151	252.4	32:59.651								
13	1	4:30.123	1:02.055	2:02.067	1:26.001	104.0	37:29.774								
14	1	4:34.201	2:35.708	1:19.165	39.328	219.4	42:03.975								
15	1	2:25.057	40.138	1:08.528	36.391	244.6	44:29.032								
16	1	2:22.386	40.143	1:06.212	36.031	253.7	46:51.418								
8 Lamborghini Gallardo LP600 1. Craig WILKINS AM2															
1	1	2:08.217			42.941		2:08.217								
2	1	2:44.005	49.287	1:13.456	41.262	217.5	4:52.222								
3	1	2:35.732	44.827	1:08.904	42.001	236.7	7:27.954								
4	1	2:28.331	42.428	1:08.366	37.537	194.0	9:56.285								
5	1	2:29.022	43.782	1:07.686	37.554	233.4	12:25.307								
6	1	2:25.887	41.												

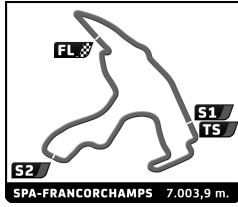


GT3 REVIVAL SPA CLASSIC FREE PRACTICE 1

Sector Analysis

Lap under Red Flag Invalidated Lap Personal Best Session Best Crossing the pit lane

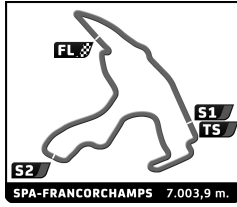
Lap	D	Time	Sector 1	Sector 2	Sector 3	T. Spd	Elapsed	Lap	D	Time	Sector 1	Sector 2	Sector 3	T. Spd	Elapsed
10	1	2:24.306	40.915	1:06.549	36.842	242.9	45:12.647	Ferrari 458 GT3 Evo 1. Benjamin RICCI 2. Mauro RICCI AM2							
1	1	1:19.832			52.540		1:19.832								
2	1	2:32.088	43.817	1:10.535	37.736	239.4	3:51.920								
3	1	2:25.882	40.899	1:07.731	37.252	245.2	6:17.802								
4	1	2:24.044	40.746	1:06.822	36.473	247.0	8:41.843								
5	1	2:26.389	41.020	1:06.998	38.371	245.8	11:08.232								
6	1	2:28.095	40.904	1:10.037	37.154	237.8	13:36.327								
7	1	2:34.684 B	41.113	1:08.477	45.094	245.2	16:11.011								
8	2	7:05.525	5:08.320	1:16.515	40.690	179.7	23:16.536								
9	2	2:33.396	42.874	1:11.415	39.107	214.8	25:49.932								
10	2	2:30.014	42.345	1:09.829	37.840	230.8	28:19.946								
11	2	2:29.220	41.431	1:09.720	38.069	244.0	30:49.166								
12	2	2:35.218	43.800	1:09.234	42.184	237.2	33:24.384								
13	2	4:35.662	1:39.410	1:58.669	57.583	81.8	38:00.046								
14	2	5:04.632	3:16.225	1:09.556	38.851	238.3	43:04.678								
15	2	2:24.906	41.149	1:07.149	36.608	243.4	45:29.584								
15	1	4:44.831	25.723	3:01.030	1:18.078	99.6	4:44.831	Corvette Callaway Z06R 1. Dan HENREY AM1							
2	1	8:04.398	5:57.434	1:22.939	44.025	152.6	12:49.229								
3	1	2:45.411	45.905	1:17.808	41.698	208.7	15:34.640								
4	1	2:39.480	43.592	1:15.748	40.140	217.5	18:14.120								
5	1	2:36.920	43.278	1:12.766	40.876	234.0	20:51.040								
6	1	2:35.537	43.309	1:13.250	38.978	232.9	23:26.577								
7	1	2:44.915	42.628	1:11.540	50.747	237.2	26:11.492								
8	1	6:44.149	4:52.712	1:11.787	39.650	215.7	32:55.641								
9	1	4:06.228	57.520	1:41.695	1:27.013	103.9	37:01.869								
10	1	2:38.345	46.960	1:12.550	38.835	231.3	39:40.214								
11	1	2:31.705	42.501	1:10.998	38.206	242.9	42:11.919								
12	1	2:29.925	41.836	1:09.929	38.170	249.4	44:41.854								
13	1	2:38.175	42.819	1:15.157	40.199	227.2	47:20.029								
16	1	1:36.884			55.687		1:36.884	Aston Martin V12 Vantage GT3 1. Dr Afschin FATEMI 2. Phil KEEN PRO-AM							
2	1	2:43.280	45.332	1:17.667	40.281	195.9	4:20.164								
3	1	2:35.807	43.941	1:12.024	39.842	215.7	6:55.971								
4	1	2:37.604	44.309	1:14.474	38.821	231.8	9:33.575								
5	1	2:32.359	42.763	1:10.053	39.543	240.0	12:05.934								
6	1	2:29.429	42.890	1:08.431	38.108	238.9	14:35.363								
7	1	2:34.548	43.308	1:11.656	39.584	237.8	17:09.911								
8	1	2:39.078	43.188	1:10.139	45.751	239.4	19:48.989								
9	1	2:49.826	43.990	1:13.175	52.661	240.6	22:38.815								
10	1	6:44.722	4:59.514	1:08.394	36.814	223.2	29:23.537								
11	1	2:22.857	40.897	1:05.680	36.280	243.4	31:46.394								
12	1	3:38.690	40.715	1:11.035	1:46.940	244.0	35:25.084								
13	1	5:01.109	3:15.677	1:07.359	38.073	242.9	40:26.193								
14	1	2:31.281	40.443	1:08.940	41.898	247.0	42:57.474								
15	1	2:22.412	40.662	1:05.308	36.442	244.6	45:19.886								
17	1	1:23.001			53.931		1:23.001	Ferrari 458 GT3 EVO 1. Philippe COLANCON AM2							
2	1	2:42.405	45.495	1:14.145	42.765	209.1	4:05.406								
3	1	2:33.117	44.056	1:10.250	38.811	228.7	6:38.523								
4	1	2:31.874	42.786	1:09.666	39.422	238.3	9:10.397								
5	1	2:30.316	42.765	1:08.584	38.967	237.8	11:40.713								
6	1	2:32.538	42.998	1:11.038	38.502	237.8	14:13.251								
7	1	2:31.278	44.662	1:08.514	38.102	231.8	16:44.529								
8	1	2:28.549	42.118	1:08.257	38.174	238.9	19:13.078								
9	1	6:49.330	43.167	1:09.896	4:56.267	238.9	26:02.408								
10	1	2:53.459	1:05.641	1:09.496	38.322	218.0	28:55.867								
11	1	2:32.326	42.036	1:09.864	40.426	243.4	31:28.193								
12	1	3:10.396	44.385	1:11.264	1:14.747	234.0	34:38.589								
13	1	3:45.846	1:35.898	1:31.838	38.110	77.4	38:24.435								
14	1	2:31.812	42.002	1:09.558	40.252	239.4	40:56.247								
15	1	2:27.564	41.914	1:07.636	38.014	238.9	43:23.811								
16	1	2:32.049	41.991	1:10.198	39.860	240.6	45:55.860								
18	1	2:07.178			51.702		2:07.178	Corvette Callaway Z06R 1. Alfred MOSER 2. Toni SEILER AM1							
2	1	3:10.732	52.772	1:27.571	50.389	157.1	5:17.910								
3	1	3:01.475	50.193	1:23.870	47.412	173.9	8:19.385								
4	1	2:59.857	47.294	1:22.886	49.677	189.0	11:19.242								
5	1	3:08.193	51.443	1:25.868	50.882	178.1	14:27.435								
6	1	3:26.191	51.918	1:28.264	1:06.009	164.9	17:53.626								
7	1	5:58.471	3:50.404	1:21.232	46.835	189.7	23:52.097								
8	1	2:57.845	47.785	1:23.812	46.248	200.1	26:49.942								
9	1	3:03.120	47.266	1:26.973	48.881	197.0	29:53.062								
10	1	3:02.163	47.887	1:24.908	49.368	191.1	32:55.225								
11	1	4:09.239	1:00.377	1:41.503	1:27.359	101.5	37:04.464								
12	1	2:59.755	52.408	1:19.748	47.599	190.4	40:04.219								
13	1	3:05.392	48.469	1:25.048	51.875	174.8	43:09.611								
14	1	3:23.666	51.984	1:29.948	1:01.734	178.4	46:33.277								
20	1	1:19.373			52.865		1:19.373	Ford GT Match 1. Eric DEBARD AM1							
2	1	2:50.430	47.774	1:13.684	48.972	193.6	4:09.803								
3	1	8:15.239	6:15.994	1:18.340	40.905	212.1	12:25.042								
4	1	2:34.612	44.033	1:10.790	39.789	231.8	14:59.654								
5	1	2:30.721	42.543	1:08.850	39.328	237.2	17:30.375								
6	1	2:28.409	42.304	1:08.685	37.420	238.9	19:58.784								
7	1	2:27.610	41.567	1:07.818	38.225	244.6	22:26.394								
8	1	2:53.862	41.389	1:17.473	55.000	228.2	25:20.256								
9	1	11:11.543	7:57.483	1:49.014	1:25.046	151.9	36:31.799								
10	1	2:47.979	1:00.680	1:10.086	37.213	212.1	39:19.778								
11	1	2:30.430	41.248	1:10.457	38.725	239.4	41:50.208								
12	1	2:27.886	43.006	1:07.351	37.529	241.7	44:18.094								
13	1	2:25.770	40.866	1:07.866	37.038	248.2	46:43.864								



GT3 REVIVAL SPA CLASSIC FREE PRACTICE 1

Sector Analysis

Lap under Red Flag											Invalidated Lap	Personal Best	Session Best	B Crossing the pit lane		
Lap	D	Time	Sector 1	Sector 2	Sector 3	T. Spd	Elapsed	Lap	D	Time	Sector 1	Sector 2	Sector 3	T. Spd	Elapsed	
21		Audi R8 LMS Ultra										AM2				
		1. Pierre-Olivier CALENDINI														
		2. Guillaume MAILLARD														
1	1	1:37.101			1:00.017		1:37.101	2	1	2:38.265	44.494	1:11.555	42.216	228.7	4:32.382	
2	1	3:16.586	55.392	1:29.596	51.598	159.7	4:53.687	3	1	2:30.852	42.995	1:08.846	39.011	233.4	7:03.234	
3	1	3:08.600	52.376	1:27.687	48.537	198.5	8:02.287	4	1	2:32.507	42.786	1:10.279	39.442	236.7	9:35.741	
4	1	3:04.362	50.734	1:26.296	47.332	201.7	11:06.649	5	1	2:28.637	42.171	1:07.897	38.569	236.1	12:04.378	
5	1	3:01.967	49.799	1:24.744	47.424	186.9	14:08.616	6	1	2:25.923	41.821	1:06.466	37.636	236.1	14:30.301	
6	1	3:22.141	50.694	1:36.740	54.707	198.1	17:30.757	7	1	2:25.805	41.444	1:06.454	37.907	238.3	16:56.106	
7	1	3:19.800	B 48.831	1:24.123	1:06.846	206.1	20:50.557	8	1	2:36.197	43.937	1:13.190	39.070	204.5	19:32.303	
8	1	7:53.802	5:50.900	1:19.111	43.791	213.4	28:44.359	9	1	2:24.916	41.346	1:06.105	37.465	239.4	21:57.219	
9	1	2:43.563	45.160	1:16.880	41.523	231.3	31:27.922	10	1	2:36.500	B 41.520	1:07.833	47.147	235.6	24:33.719	
10	1	3:46.322	45.446	1:17.778	1:43.098	216.6	35:14.244	11	1	6:31.957	4:40.027	1:12.057	39.873	193.3	31:05.676	
11	1	3:48.779	1:52.285	1:14.638	41.856	129.9	39:03.023	12	1	2:41.113	45.835	1:11.736	43.542	206.1	33:46.789	
12	1	2:39.794	44.210	1:13.925	41.659	228.7	41:42.817	13	1	4:12.366	1:29.289	2:01.604	41.473	87.3	37:59.155	
13	1	2:37.362	44.155	1:12.487	40.720	230.8	44:20.179	14	1	2:33.278	43.977	1:10.641	38.660	207.4	40:32.433	
14	1	2:33.384	43.301	1:10.804	39.279	235.0	46:53.563	15	1	2:34.733	44.333	1:10.507	39.893	190.0	43:07.166	
								16	1	2:32.111	43.316	1:10.139	38.656	209.9	45:39.277	
35		Audi R8 LMS Ultra										PRO-AM				
		1. Armand MILLE														
1	1	1:24.773			52.750		1:24.773	1	1	1:18.547			53.368		1:18.547	
2	1	2:39.295	44.522	1:13.751	41.022	202.5	4:04.068	2	1	4:41.431	B 2:29.716	1:18.726	52.989	197.0	5:59.978	
3	1	2:32.560	43.815	1:09.660	39.085	207.0	6:36.628	3	1	8:27.324	B 5:43.062	1:41.408	1:02.854	197.0	14:27.302	
4	1	3:28.484	B 43.398	1:48.626	56.460	215.2	10:05.112									
5	1	5:20.599	3:24.385	1:15.408	40.806	178.7	15:25.711						49.005		1:10.648	
6	1	2:32.633	43.187	1:09.917	39.529	206.1	17:58.344	2	1	2:26.094	41.928	1:07.889	36.277	238.3	3:36.742	
7	1	2:32.667	44.768	1:09.426	39.473	200.9	20:32.011	3	1	2:21.494	40.552	1:05.132	35.810	241.1	5:58.236	
8	1	2:33.198	43.250	1:09.881	40.067	209.5	23:05.209	4	1	2:25.235	40.373	1:08.085	36.777	244.0	8:23.471	
9	1	2:51.590	B 43.926	1:12.351	55.313	181.3	25:56.799	5	1	2:37.791	B 40.962	1:09.258	47.571	242.9	11:01.262	
10	1	6:09.602	4:19.129	1:10.663	39.810	193.3	32:06.401	6	1	7:25.049	5:42.578	1:06.185	36.286	238.3	18:26.311	
11	1	3:54.969	B 43.703	1:31.973	1:39.293	207.4	36:01.370	7	1	2:23.115	40.376	1:06.253	36.486	244.0	20:49.426	
12	1	4:30.574	2:37.095	1:13.416	40.063	192.9	40:31.944	8	1	2:40.049	B 40.498	1:11.632	47.919	245.2	23:29.475	
13	1	2:33.692	43.226	1:10.093	40.373	209.5	43:05.636	9	1	4:20.902	2:34.028	1:08.738	38.136	237.8	27:50.377	
14	1	2:31.646	42.530	1:09.138	39.978	221.3	45:37.282	10	1	2:28.577	42.273	1:08.220	38.084	240.6	30:18.954	
44		Mercedes-Benz SLS AMG GT3										AM2				
		1. Dennis BUSCH														
		2. Marc BUSCH														
1	1	1:11.523			48.396		1:11.523	11	1	2:30.223	41.440	1:09.203	39.580	241.7	32:49.177	
2	1	2:28.920	42.043	1:09.313	37.564	237.2	3:40.443	12	1	4:09.594	41.832	1:59.105	1:28.657	177.8	36:58.771	
3	1	2:25.567	41.033	1:07.919	36.615	235.0	6:06.010	13	1	2:53.560	47.413	1:24.870	41.277	235.0	39:52.331	
4	1	2:23.839	40.512	1:06.246	37.081	250.6	8:29.849	14	1	2:29.279	41.834	1:07.941	39.504	240.0	42:21.610	
5	1	2:39.959	B 40.402	1:08.669	50.888	251.2	11:09.808	15	1	2:28.887	41.728	1:09.045	38.114	240.0	44:50.497	
6	1	5:01.414	3:13.481	1:09.873	38.060	245.8	16:11.222	16	1	2:51.364	43.550	1:19.565	48.249	233.4	47:41.861	
7	1	2:34.367	B 40.216	1:06.466	47.685	253.1	18:45.589									
8	1	6:10.692	4:20.591	1:12.282	37.819	216.6	24:56.281									
9	1	2:27.942	41.459	1:08.448	38.035	247.6	27:24.223									
10	1	2:26.217	41.167	1:07.809	37.241	248.2	29:50.440									
11	1	2:25.743	40.919	1:07.450	37.374	248.2	32:16.183									
12	1	4:14.214	B 45.196	1:52.537	1:36.481	241.1	36:30.397									
45		Audi R8 LMS Ultra										PRO-AM				
		1. Sam YATES														
		2. Stuart HALL														
1	1	1:54.117			42.518		1:54.117									
46		Audi R8 LMS										AM2				
		1. Jeff SMITH														
1	1	1:18.547					1:18.547									
2	1	4:41.431	B 2:29.716	1:18.726	52.989	197.0	5:59.978									
3	1	8:27.324	B 5:43.062	1:41.408	1:02.854	197.0	14:27.302									
47		Audi R8 LMS Ultra										PRO-AM				
		1. Mark COLE														
		2. Alvaro PARENTE														
1	1	1:10.648					1:10.648									
2	1	2:26.094	41.928	1:07.889	36.277	238.3	3:36.742									
3	1	2:21.494	40.552	1:05.132	35.810	241.1	5:58.236									
4	1	2:25.235	40.373	1:08.085	36.777	244.0	8:23.471									
5	1	2:37.791	B 40.962	1:09.258	47.571	242.9	11:01.262									
6	1	7:25.049	5:42.578	1:06.185	36.286	238.3	18:26.311									
7	1	2:23.115	40.376	1:06.253	36.486	244.0	20:49.426									
8	1	2:40.049	B 40.498	1:11.632	47.919	245.2	23:29.475									
9	1	4:20.902	2:34.028	1:08.738	38.136	237.8	27:50.377									
10	1	2:28.577	42.273	1:08.220	38.084	240.6	30:18.954									
11	1	2:30.223	41.440	1:09.203	39.580	241.7	32:49.177									
12	1	4:09.594	41.832	1:59.105	1:28.657	177.8	36:58.771									
13	1	2:53.560	47.413	1:24.870	41.277	235.0	39:52.331									
14	1	2:29.279	41.834	1:07.941	39.504	240.0	42:21.610									
15	1	2:28.887	41.728	1:09.045	38.114	240.0	44:50.497									
16	1	2:51.364	43.550	1:19.565	48.249	233.4	47:41.861									
49		Ferrari 458 GT3 Evo										AM2				
		1. Mario CORDONI														
1	1	1:33.200			51.582		1:33.200									
2	1	2:44.185	46.248	1:17.426	40.511	218.0	4:17.385									
3	1	2:39.397	45.146	1:14.535	39.716	227.7	6:56.782									
4	1	2:50.746	B 42.619	1:16.697	51.430	243.4	9:47.528									
5	1	10:20.493														

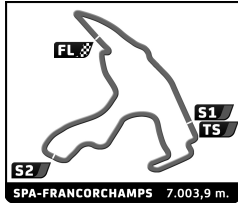


GT3 REVIVAL SPA CLASSIC FREE PRACTICE 1

Sector Analysis

Lap under Red Flag Invalidated Lap Personal Best Session Best Crossing the pit lane

Lap	D	Time	Sector 1	Sector 2	Sector 3	T. Spd	Elapsed	Lap	D	Time	Sector 1	Sector 2	Sector 3	T. Spd	Elapsed
11	1	2:31.840	42.452	1:10.813	38.575	244.0	40:13.979	13	1	2:23.740	40.714	1:06.046	36.980	244.6	42:27.723
12	1	2:40.809 B	41.525	1:10.151	49.133	246.4	42:54.788	14	1	2:27.103	41.036	1:08.959	37.108	230.8	44:54.826
52 Ferrari 458 GT3 EVO 1. Stephan JOEBSTL 2. Thomas MUTSCH PRO-AM								65 Mercedes-Benz SLS AMG GT3 1. Heiko NEUMANN AM2							
1	1	1:50.164 B			1:07.704		1:50.164	1	1	1:09.208			48.523		1:09.208
2	2	5:34.103	3:41.816	1:09.987	42.300	232.9	7:24.267	2	1	2:30.721	41.908	1:11.338	37.475	240.6	3:39.929
3	2	2:27.088	41.619	1:07.388	38.081	245.8	9:51.355	3	1	2:28.561	41.268	1:09.498	37.795	245.8	6:08.490
4	2	2:24.857	40.725	1:07.537	36.595	244.6	12:16.212	4	1	2:23.752	40.489	1:06.863	36.400	250.6	8:32.242
5	2	2:23.870	40.850	1:06.763	36.257	249.4	14:40.082	5	1	2:26.368	40.358	1:08.485	37.525	251.8	10:58.610
6	2	2:35.501 B	40.296	1:09.002	46.203	226.2	17:15.583	6	1	2:36.489	43.955	1:10.524	42.010	235.0	13:35.099
7	1	9:37.955 B	7:30.814	1:15.239	51.902	209.9	26:53.538	7	1	2:50.815 B	46.812	1:14.114	49.889	216.2	16:25.914
8	1	3:16.468	1:27.157	1:11.566	37.745	236.1	30:10.006	8	1	6:25.399	4:39.149	1:09.495	36.755	245.2	22:51.313
9	1	2:31.969	43.101	1:10.863	38.005	221.3	32:41.975	9	1	2:26.019	40.661	1:09.065	36.293	238.9	25:17.332
10	1	4:15.895	44.475	2:02.748	1:28.672	162.8	36:57.870	10	1	2:24.982	40.388	1:07.470	37.124	249.4	27:42.314
11	1	2:37.193	48.017	1:10.264	38.912	238.3	39:35.063	11	1	2:25.344	40.126	1:08.748	36.470	251.8	30:07.658
12	1	2:29.889	42.286	1:09.287	38.316	239.4	42:04.952	12	1	2:39.384 B	43.240	1:07.076	49.068	246.4	32:47.042
13	1	2:35.091	42.330	1:11.347	41.414	242.9	44:40.043	13	1	7:38.849	5:51.843	1:08.932	38.074	200.5	40:25.891
14	1	2:59.124 B	42.569	1:20.501	56.054	241.7	47:39.167	14	1	2:26.842	40.259	1:09.199	37.384	238.3	42:52.733
62 Aston Martin V12 Vantage GT3 1. Franz WUNDERLICH 2. Pascal HUTEAU AM2								76 Porsche 997 GT3R 1. Michel ETTOUATI AM2							
1	1	1:47.868 B			1:07.004		1:47.868	1	1	1:27.297			49.298		1:27.297
2	1	3:39.447	1:39.520	1:18.569	41.358	167.3	5:27.315	2	1	2:47.607	45.607	1:16.424	45.576	202.9	4:14.904
3	1	2:34.668	43.788	1:11.699	39.181	223.2	8:01.983	3	1	2:47.926	49.325	1:16.725	41.876	210.4	7:02.830
4	1	2:34.558	43.959	1:11.744	38.855	208.2	10:36.541	4	1	2:41.385	45.496	1:14.118	41.771	218.5	9:44.215
5	1	2:31.036	43.033	1:09.244	38.759	222.7	13:07.577	5	1	2:40.405	44.922	1:14.191	41.292	228.7	12:24.620
6	1	2:42.918 B	42.611	1:11.334	48.973	219.9	15:50.495	6	1	2:39.313	44.540	1:13.736	41.037	212.6	15:03.933
7	2	6:32.244	4:45.027	1:09.407	37.810	227.2	22:22.739	7	1	2:55.269 B	43.539	1:13.686	58.044	225.7	17:59.202
8	2	2:25.956	41.545	1:07.378	37.033	239.4	24:48.695	8	1	6:28.892	4:34.050	1:14.230	40.612	212.6	24:28.094
9	2	2:25.554	41.818	1:06.762	36.974	238.9	27:14.249	9	1	2:38.200	43.626	1:12.620	41.954	231.8	27:06.294
10	2	2:25.662	41.068	1:07.698	36.896	241.7	29:39.911	10	1	2:39.030	42.597	1:15.130	41.303	212.6	29:45.324
11	2	2:24.353	40.942	1:06.616	36.795	242.3	32:04.264	11	1	2:36.098	42.597	1:12.317	41.184	228.7	32:21.422
12	2	3:45.907 B	41.066	1:30.444	1:34.397	242.9	35:50.171	12	1	4:14.050 B	43.608	1:50.547	1:39.895	218.9	36:35.472
13	2	4:07.925	2:24.131	1:06.718	37.076	238.9	39:58.096	13	1	4:20.434	2:25.511	1:13.853	41.070	215.7	40:55.906
14	2	2:24.335	40.822	1:06.752	36.761	233.4	42:22.431	14	1	2:35.458	44.441	1:11.225	39.792	232.4	43:31.364
15	2	2:23.229	40.882	1:05.772	36.575	240.6	44:45.660	15	1	2:34.537	42.585	1:11.838	40.114	232.4	46:05.901
16	2	2:34.091	40.566	1:12.990	40.535	240.0	47:19.751								
64 Audi R8 LMS Ultra 1. Pierre THIRIET PRO-AM								77 McLaren MP4-12C GT3 1. Matthew HOLME 2. Andrew JAMIESON AM2							
1	1	1:30.065			50.310		1:30.065	1	1	1:52.627			46.007		1:52.627
2	1	3:03.123	52.366	1:22.832	47.925	161.8	4:33.188	2	1	2:47.412	50.892	1:16.751	39.769	168.7	4:40.039
3	1	2:52.898	49.955	1:16.389	46.554	176.0	7:26.086	3	1	2:33.104	42.054	1:09.766	41.284	231.3	7:13.143
4	1	3:00.690 B	50.152	1:16.716	53.822	180.6	10:26.776	4	1	2:31.425	42.384	1:10.881	38.160	240.6	9:44.568
5	1	6:44.716	4:49.007	1:13.272	42.437	202.1	17:11.492	5	1	2:31.155	42.362	1:11.312	37.481	233.4	12:15.723
6	1	2:37.097	44.628	1:12.104	40.365	204.5	19:48.589	6	1	2:28.351	42.294	1:08.603	37.454	245.8	14:44.074
7	1	2:29.322	42.244	1:08.303	38.775	225.2	22:17.911	7	1	2:31.171	41.255	1:10.263	39.653	236.1	17:15.245
8	1	2:27.315	41.432	1:07.030	38.853	237.2	24:45.226	8	1	2:28.726	41.200	1:09.960	37.566	248.8	19:43.971
9	1	2:24.151	41.001	1:06.047	37.103	244.0	27:09.377	9	1	2:46.979 B	42.689	1:14.574	49.716	223.2	22:30.950
10	1	2:25.286	40.618	1:07.541	37.127	245.2	29:34.663	10	1	6:14.962	4:19.773	1:14.335	40.854	196.6	28:45.912
11	1	2:32.438 B	40.644	1:06.191	45.603	246.4	32:07.101	11	1	2:39.201	43.401	1:16.497	39.303	233.4	31:25.113
12	1	7:56.882	6:11.748	1:07.458	37.676	223.7	40:03.983								

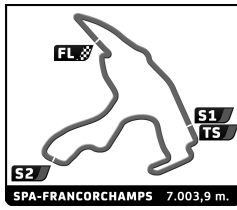


GT3 REVIVAL SPA CLASSIC FREE PRACTICE 1

Sector Analysis

Lap under Red Flag Invalidated Lap Personal Best Session Best Crossing the pit lane

Lap	D	Time	Sector 1	Sector 2	Sector 3	T. Spd	Elapsed	Lap	D	Time	Sector 1	Sector 2	Sector 3	T. Spd	Elapsed
80 Porsche 997 GT3R 1. Steven BERNDTSON AMM 2. Jose GARCIA															
1	1	1:44.652			56.023		1:44.652								
2	1	2:40.064	46.451	1:12.616	40.997	222.3	4:24.716								
3	1	2:32.523	43.080	1:12.118	38.325	235.0	6:58.239								
4	1	2:32.839	42.410	1:12.618	38.811	222.3	9:32.078								
5	1	2:33.540	42.913	1:10.113	40.514	236.7	12:05.618								
6	1	2:32.578	43.605	1:10.274	38.699	220.8	14:38.196								
7	1	2:32.942	42.294	1:11.068	39.580	217.5	17:11.138								
8	1	2:45.455 B	42.721	1:13.100	49.634	207.8	19:56.593								
9	2	4:49.909	2:53.172	1:14.692	42.045	217.1	24:46.502								
10	2	2:39.881	45.198	1:13.754	40.929	229.8	27:26.383								
11	2	2:40.121	44.634	1:13.464	42.023	234.0	30:06.504								
12	2	2:43.248	45.995	1:15.250	42.003	227.2	32:49.752								
13	2	4:10.274	44.022	1:57.217	1:29.035	227.7	37:00.026								
14	2	2:43.727	49.707	1:13.376	40.644	231.3	39:43.753								
15	2	2:38.503	44.188	1:12.784	41.531	234.5	42:22.256								
16	2	2:36.450	43.735	1:12.395	40.320	237.2	44:58.706								
17	2	3:06.349	44.165	1:25.221	56.963	232.9	48:05.055								
90 Lamborghini Gallardo LP600 1. Marcus ANDERSON															
1	1	2:34.524		2.022	1:38.671	53.831	112.2	2:34.524							
2	1	3:07.192	57.300	1:24.749	45.143	131.8	5:41.716								
3	1	2:51.807	48.438	1:18.918	44.451	158.8	8:33.523								
4	1	2:45.934	45.010	1:15.438	45.486	195.1	11:19.457								
5	1	2:48.965	46.989	1:17.384	44.592	199.7	14:08.422								
6	1	2:40.136	45.398	1:14.203	40.535	209.9	16:48.558								
7	1	2:45.021	47.283	1:15.480	42.258	203.7	19:33.579								
8	1	2:53.211 B	43.867	1:12.487	56.857	223.2	22:26.790								
9	1	5:43.602	3:46.889	1:16.210	40.503	198.5	28:10.392								
10	1	2:37.388	43.869	1:11.593	41.926	226.2	30:47.780								
91 Porsche 997 GT3R 1. Duncan MACKELLAR															
1	1	2:57.226 B				1:18.183	2:57.226								
2	1	8:05.368	5:50.997	1:25.942	48.429	169.0	11:02.594								
3	1	3:10.414 B	45.785	1:19.987	1:04.642	207.0	14:13.008								
4	1	22:30.498 B	...	1:51.067	1:40.492	160.3	36:43.506								
5	1	3:46.509	1:44.236	1:16.385	45.888	209.9	40:30.015								
6	1	2:43.064	43.345	1:18.109	41.610	209.5	43:13.079								
7	1	2:45.390	46.792	1:14.332	44.266	206.5	45:58.469								
96 Porsche 997 Cup S 1. Allan DIPPPE															
1	1	3:08.799 B	23.568	1:37.907	1:07.324	125.3	3:08.799								
2	1	4:10.331	1:55.219	1:24.736	50.376	166.5	7:19.130								
3	1	2:53.782	47.751	1:21.324	44.707	187.9	10:12.912								
4	1	2:49.608	46.260	1:19.630	43.718	192.5	13:02.520								
5	1	2:48.104	46.058	1:18.268	43.778	197.0	15:50.624								
6	1	2:47.687	45.487	1:18.862	43.338	194.7	18:38.311								
7	1	2:46.586	45.634	1:17.820	43.132	195.5	21:24.897								
8	1	2:56.982 B	45.194	1:16.319	55.469	208.2	24:21.879								
9	1	4:48.388	2:48.225	1:17.762	42.401	198.1	29:10.267								
10	1	2:44.083	46.097	1:16.542	41.444	182.2	31:54.350								
11	1	4:04.692 B	47.778	1:35.407	1:41.507	209.5	35:59.042								
12	1	4:20.106	2:19.051	1:18.875	42.180	200.9	40:19.148								
13	1	2:46.388	44.971	1:15.826	45.591	207.8	43:05.536								
14	1	2:43.694	45.698	1:15.601	42.395	198.5	45:49.230								
97 Porsche 997 GT3R 1. Scott O'DONNELL															
1	1	2:28.401	20.897	1:21.577	45.927	153.3	2:28.401								
2	1	2:43.615	46.808	1:16.082	40.725	201.7	5:12.016								
3	1	2:38.567	43.367	1:15.756	39.444	231.3	7:50.583								
4	1	2:35.753	43.896	1:12.901	38.956	229.2	10:26.336								
5	1	2:49.229 B	43.110	1:11.872	54.247	235.0	13:15.565								
6	1	4:35.151	2:44.192	1:11.789	39.170	201.7	17:50.716								
7	1	2:32.982	42.586	1:10.987	39.409	237.2	20:23.698								
8	1	2:35.305	43.646	1:13.037	38.622	197.4	22:59.003								
9	1	2:33.029	42.964	1:11.646	38.419	207.4	25:32.032								
10	1	2:32.610	42.111	1:12.076	38.423	211.2	28:04.642								
82 Aston Martin V12 Vantage GT3 1. Christian ALBRECHT 2. Kyle TILLEY															
1	1	1:10.823			48.469		1:10.823								
2	1	2:38.650 B	42.948	1:09.955	45.747	221.3	3:49.473								
3	2	5:29.705	3:42.913	1:09.138	37.654	212.6	9:19.178								
4	2	2:24.855	41.447	1:06.546	36.862	245.2	11:44.033								
5	2	2:26.788	40.413	1:08.494	37.881	250.0	14:10.821								
6	2	2:24.093	42.170	1:05.283	36.640	243.4	16:34.914								
7	2	2:22.093	40.364	1:05.222	36.507	246.4	18:57.007								
8	2	2:30.229 B	40.327	1:04.962	44.940	247.6	21:27.236								
9	2	6:49.085	4:57.226	1:13.362	38.497	206.1	28:16.321								
10	2	2:29.074	41.798	1:07.893	39.383	238.9	30:45.395								
11	2	2:24.669	40.932	1:06.508	37.229	247.6	33:10.064								
12	2	4:28.410	1:27.982	2:10.503	49.925	74.4	37:38.474								
13	2	2:28.547	41.496	1:07.394	39.657	242.3	40:07.021								
14	2	2:32.134 B	40.852	1:06.009	45.273	245.2	42:39.155								
87 Ferrari 458 GT3 Evo 1. Jean-Luc BEAUBELIQUE 2. Jim PLA															
1	1	1:28.764 B			1:04.924		1:28.764								
2	2	9:14.542 B	7:08.943	1:13.772	51.827	182.2	10:43.306								
3	2	8:55.051 B	6:55.027	1:11.982	48.042	190.0	19:38.357								
4	2	19:49.988	...	1:07.112	38.201	242.9	39:28.345								
5	2	2:23.572	40.559	1:05.626	37.387	247.0	41:51.917								
6	2	2:24.160	41.261	1:06.304	36.595	243.4	44:16.077								
7	2	2:21.681	40.694	1:05.125	35.862	247.6	46:37.758								

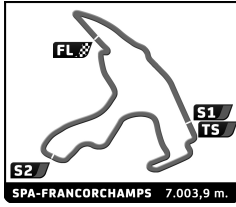


GT3 REVIVAL SPA CLASSIC FREE PRACTICE 1

Sector Analysis

Lap under Red Flag Invalidated Lap Personal Best Session Best Crossing the pit lane

Lap	D	Time	Sector 1	Sector 2	Sector 3	T. Spd	Elapsed	Lap	D	Time	Sector 1	Sector 2	Sector 3	T. Spd	Elapsed
11	1	2:31.283	42.248	1:10.733	38.302	231.8	30:35.925	7	1	2:37.215	44.239	1:12.914	40.062	222.7	26:56.797
12	1	2:30.768	41.949	1:10.299	38.520	238.9	33:06.693	8	1	3:30.537 B	49.279	1:31.124	1:10.134	186.6	30:27.334
13	1	4:16.517	58.217	2:00.582	1:17.718	108.2	37:23.210	556 Ferrari 458 Italia GTD 1. Pierre-Alain FRANCE 2. Erwin FRANCE INV							
14	1	2:33.535	42.156	1:11.702	39.677	230.8	39:56.745	1	1	1:45.519		51.633		1:45.519	
15	1	2:30.406	41.661	1:10.517	38.228	239.4	42:27.151	2	1	2:48.110	46.808	1:15.056	46.246	200.9	4:33.629
16	1	2:31.896	41.402	1:11.520	38.974	240.0	44:59.047	3	1	2:58.076 B	45.344	1:12.039	1:00.693	216.2	7:31.705
17	1	3:04.673	42.327	1:24.866	57.480	240.0	48:03.720	4	1	6:48.220	4:46.111	1:19.378	42.731	194.4	14:19.925
105 Nissan GTR Nismo GT3 1. Andrew BENTLEY 2. Maxwell LYNN PRO-AM								5	1	2:41.207	44.727	1:15.171	41.309	216.6	17:01.132
1	1	1:20.468			52.404		1:20.468	6	1	2:38.063	44.354	1:13.200	40.509	214.8	19:39.195
2	1	2:31.918	45.636	1:08.999	37.283	201.3	3:52.386	7	1	2:40.894	44.203	1:14.110	42.581	218.5	22:20.089
3	1	2:34.976	43.274	1:12.873	38.829	185.6	6:27.362	8	1	2:53.225 B	44.158	1:15.639	53.428	217.1	25:13.314
4	1	2:22.147	40.762	1:05.186	36.199	244.6	8:49.509	9	2	5:57.094	4:05.506	1:12.470	39.118	205.3	31:10.408
5	1	2:27.247	40.632	1:04.801	41.814	246.4	11:16.756	10	2	2:39.596	43.791	1:10.003	45.802	231.3	33:50.004
6	1	2:28.107	40.403	1:06.356	41.348	248.2	13:44.863	11	2	4:08.196	1:39.510	1:49.677	39.009	88.1	37:58.200
7	1	2:25.852	40.093	1:07.768	37.991	249.4	16:10.715	12	2	2:30.445	42.546	1:09.196	38.703	219.9	40:28.645
8	1	2:22.110	40.234	1:05.559	36.317	248.2	18:32.825	13	2	2:29.780	42.067	1:09.189	38.524	234.0	42:58.425
9	1	2:33.452 B	40.983	1:07.819	44.650	229.8	21:06.277	14	2	2:29.360	42.550	1:08.687	38.123	234.0	45:27.785
10	1	5:54.958	4:06.775	1:10.064	38.119	238.9	27:01.235	911 Porsche 997 GT3R 1. Christian KUHN AM2							
11	1	2:29.700	42.739	1:09.436	37.525	202.9	29:30.935	1	1	1:54.374 B			1:06.092		1:54.374
12	1	2:26.449	41.461	1:07.599	37.389	247.0	31:57.384	2	1	3:08.887	1:01.901	1:21.886	45.100	198.5	5:03.261
13	1	3:28.396	43.526	1:15.745	1:29.125	239.4	35:25.780	3	1	2:52.594	46.494	1:22.759	43.341	207.8	7:55.855
14	1	3:34.137	1:44.156	1:12.395	37.586	179.1	38:59.917	4	1	2:56.064	49.226	1:22.239	44.599	211.2	10:51.919
15	1	2:24.771	41.102	1:06.960	36.709	245.8	41:24.688	5	1	2:55.309	47.406	1:21.654	46.249	195.5	13:47.228
16	1	2:23.921	40.746	1:06.651	36.524	246.4	43:48.609	6	1	3:01.462 B	46.452	1:19.707	55.303	206.5	16:48.690
17	1	2:23.789	40.801	1:06.350	36.638	248.2	46:12.398	7	1	6:19.419	4:17.530	1:18.721	43.168	205.7	23:08.109
123 Corvette Callaway Z06R 1. André WIGET 2. Martin WACHTER AM1								8	1	2:47.782	45.623	1:19.172	42.987	215.2	25:55.891
1	1	1:55.957			50.137		1:55.957	9	1	2:47.400	45.805	1:18.259	43.336	225.2	28:43.291
2	1	2:57.799	50.240	1:23.358	44.201	157.1	4:53.756	10	1	2:43.660	44.751	1:17.167	41.742	209.5	31:26.951
3	1	2:49.762	45.285	1:20.450	44.027	188.6	7:43.518	11	1	3:50.330	45.478	1:20.339	1:44.513	209.9	35:17.281
4	1	2:57.430 B	45.455	1:19.177	52.798	200.5	10:40.948	12	1	3:51.455	1:50.717	1:18.446	42.292	146.3	39:08.736
5	1	6:49.198	4:44.654	1:20.382	44.162	176.9	17:30.146	13	1	3:02.273 B	47.123	1:18.051	57.099	190.7	42:11.009
6	1	2:41.846	43.912	1:16.497	41.437	206.1	20:11.992	997 Porsche 997 GT3R 1. Lee MAXTED-PAGE 2. Jürg AEBERHARD PRO-AM							
7	1	2:44.563	44.311	1:18.722	41.530	197.8	22:56.555	1	1	2:34.064	32.171	1:20.619	41.274	158.3	2:34.064
8	1	2:58.609 B	44.949	1:18.905	54.755	180.3	25:55.164	2	1	2:28.718	42.319	1:08.487	37.912	229.2	5:02.782
9	2	5:24.256	3:19.092	1:20.737	44.427	148.2	31:19.420	3	1	2:26.990	41.089	1:08.849	37.052	240.6	7:29.772
10	2	3:56.437	49.674	1:22.907	1:43.856	169.0	35:15.857	4	1	2:22.202	40.594	1:06.359	36.349	238.9	9:53.074
11	2	3:53.566	1:51.602	1:17.922	44.042	140.8	39:09.423	5	1	2:33.835 B	40.385	1:08.256	45.194	247.0	12:26.909
12	2	2:48.615	48.010	1:18.315	42.290	178.7	41:58.038	6	1	3:44.608	2:00.211	1:07.235	37.162	241.7	16:11.517
13	2	2:42.541	45.058	1:15.147	42.336	198.1	44:40.579	7	1	2:24.989	40.630	1:06.449	37.910	247.6	18:36.506
14	2	2:40.449	44.299	1:15.493	40.657	190.4	47:21.028	8	1	2:22.347	40.254	1:06.659	36.434	245.8	20:59.853
311 Porsche 997 GT3R 1. Heiko SCHARNHORST INV								9	1	2:43.495 B	42.560	1:08.346	52.589	234.5	23:43.348
1	1	1:58.363			44.991		1:58.363	10	1	5:13.794	3:12.958	1:16.153	44.683	181.9	28:57.142
2	1	2:51.286	48.236	1:17.680	45.370	177.5	4:49.649	11	1	2:34.966	42.838	1:12.393	39.735	226.7	31:32.108
3	1	3:07.861 B	47.849	1:18.230	1:01.782	204.1	7:57.510	12	1	3:47.013	44.579	1:16.739	1:45.695	213.0	35:19.121
4	1	5:48.739	3:44.374	1:19.521	44.844	194.4	13:46.249	13	1	3:47.238	1:49.231	1:17.376	40.631	161.0	39:06.359
5	1	2:54.643 B	45.330	1:14.159	55.154	191.8	16:40.892	14	1	2:35.946	42.851	1:12.503	40.592	218.0	41:42.305
6	1	7:38.690			40.727		24:19.582	15	1	2:32.327	42.671	1:10.604	39.052	234.0	44:14.632



GT3 REVIVAL SPA CLASSIC FREE PRACTICE 1

Sector Analysis

Lap under Red Flag Invalidated Lap Personal Best Session Best B Crossing the pit lane

Lap	D	Time	Sector 1	Sector 2	Sector 3	T. Spd	Elapsed	Lap	D	Time	Sector 1	Sector 2	Sector 3	T. Spd	Elapsed
16	1	2:35.535	42.349	1:12.573	40.613	225.7	46:50.167								