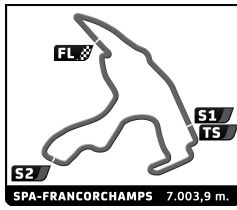


ENDURANCE RACING LEGENDS 2 - GT2 SPA CLASSIC RACE 1

Sector Analysis

Lap under Red Flag Invalidated Lap Personal Best Session Best Crossing the pit lane

| Lap | D | Time | Sector 1 | Sector 2 | Sector 3 | T. Spd | Elapsed | Lap | D | Time | Sector 1 | Sector 2 | Sector 3 | T. Spd | Elapsed |
|-----------|--|-------------------|---------------|-----------------|---------------|--------|-----------|------|---|------|----------|----------|----------|--------|---------|
| 9 | Porsche 996 GT3 RS 2001 1. Paul PHILLIPS 2. Dafyd RICHARDS | | | | | | | GT2B | | | | | | | |
| 1 | 2 | 3:01.073 | 56.021 | 1:20.367 | 44.685 | 183.6 | 3:01.073 | | | | | | | | |
| 2 | 2 | 3:05.830 | 48.322 | 1:21.381 | 56.127 | 170.7 | 6:06.903 | | | | | | | | |
| 3 | 2 | 3:16.163 | 1:06.011 | 1:26.314 | 43.838 | 99.8 | 9:23.066 | | | | | | | | |
| 4 | 2 | 2:48.406 | 46.333 | 1:18.815 | 43.258 | 203.7 | 12:11.472 | | | | | | | | |
| 5 | 2 | 2:46.274 | 46.511 | 1:17.131 | 42.632 | 209.9 | 14:57.746 | | | | | | | | |
| 6 | 2 | 2:55.784 B | 46.145 | 1:16.737 | 52.902 | 211.7 | 17:53.530 | | | | | | | | |
| 7 | 1 | 5:15.647 | 3:09.770 | 1:20.108 | 45.769 | 182.2 | 23:09.177 | | | | | | | | |
| 8 | 1 | 2:56.318 | 49.736 | 1:19.951 | 46.631 | 192.2 | 26:05.495 | | | | | | | | |
| 9 | 1 | 3:00.583 | 50.287 | 1:22.004 | 48.292 | 186.6 | 29:06.078 | | | | | | | | |
| 10 | 1 | 2:58.075 | 50.192 | 1:21.554 | 46.329 | 176.9 | 32:04.153 | | | | | | | | |
| 11 | 1 | 3:00.880 | 50.078 | 1:23.413 | 47.389 | 194.7 | 35:05.033 | | | | | | | | |
| 12 | 1 | 2:59.925 | 50.512 | 1:21.695 | 47.718 | 188.3 | 38:04.958 | | | | | | | | |
| 13 | 1 | 3:00.116 | 49.941 | 1:21.901 | 48.274 | 181.9 | 41:05.074 | | | | | | | | |
| 12 | Porsche 993 GT2 1995 1. Henrique GEMPERLE 2. Marc de SIEBENTHAL | | | | | | | GT2A | | | | | | | |
| 1 | 1 | 3:01.766 | 55.940 | 1:19.940 | 45.886 | 189.0 | 3:01.766 | | | | | | | | |
| 2 | 1 | 3:06.217 | 48.638 | 1:21.074 | 56.505 | 195.5 | 6:07.983 | | | | | | | | |
| 3 | 1 | 3:16.908 | 1:05.718 | 1:26.353 | 44.837 | 94.2 | 9:24.891 | | | | | | | | |
| 4 | 1 | 2:49.169 | 47.953 | 1:17.613 | 43.603 | 213.4 | 12:14.060 | | | | | | | | |
| 5 | 1 | 2:48.417 | 47.857 | 1:17.122 | 43.438 | 215.2 | 15:02.477 | | | | | | | | |
| 6 | 1 | 2:48.169 | 47.335 | 1:17.791 | 43.043 | 220.3 | 17:50.646 | | | | | | | | |
| 7 | 1 | 2:46.846 | 46.832 | 1:16.812 | 43.202 | 213.0 | 20:37.492 | | | | | | | | |
| 8 | 1 | 2:57.719 B | 46.972 | 1:16.279 | 54.468 | 219.9 | 23:35.211 | | | | | | | | |
| 9 | 1 | 5:02.044 | 3:02.546 | 1:16.446 | 43.052 | 216.6 | 28:37.255 | | | | | | | | |
| 10 | 1 | 2:47.383 | 47.794 | 1:16.483 | 43.106 | 220.3 | 31:24.638 | | | | | | | | |
| 11 | 1 | 2:46.493 | 46.770 | 1:16.643 | 43.080 | 213.4 | 34:11.131 | | | | | | | | |
| 12 | 1 | 2:46.398 | 46.204 | 1:17.268 | 42.926 | 219.4 | 36:57.529 | | | | | | | | |
| 13 | 1 | 2:45.083 | 46.515 | 1:16.183 | 42.385 | 219.9 | 39:42.612 | | | | | | | | |
| 14 | 1 | 2:44.719 | 46.593 | 1:15.183 | 42.943 | 227.7 | 42:27.331 | | | | | | | | |
| 16 | Aston Martin V12 Vantage GT3 2012 1. Dr Afschin FATEMI 2. Nick PADMORE | | | | | | | INV | | | | | | | |
| 1 | 1 | 2:42.042 | 47.989 | 1:13.732 | 40.321 | 213.4 | 2:42.042 | | | | | | | | |
| 2 | 1 | 3:12.329 | 43.227 | 1:20.049 | 1:09.053 | 240.0 | 5:54.371 | | | | | | | | |
| 3 | 1 | 3:08.216 | 1:04.675 | 1:24.159 | 39.382 | 149.5 | 9:02.587 | | | | | | | | |
| 4 | 1 | 2:28.477 | 42.273 | 1:08.512 | 37.692 | 238.3 | 11:31.064 | | | | | | | | |
| 5 | 1 | 2:29.258 | 41.961 | 1:09.137 | 38.160 | 240.0 | 14:00.322 | | | | | | | | |
| 6 | 1 | 2:27.939 | 41.760 | 1:08.362 | 37.817 | 244.6 | 16:28.261 | | | | | | | | |
| 7 | 1 | 2:28.986 | 41.775 | 1:09.121 | 38.090 | 236.1 | 18:57.247 | | | | | | | | |
| 8 | 1 | 2:40.363 B | 41.947 | 1:09.882 | 48.534 | 242.9 | 21:37.610 | | | | | | | | |
| 9 | 1 | 4:56.816 | 3:10.005 | 1:08.867 | 37.944 | 232.4 | 26:34.426 | | | | | | | | |
| 10 | 1 | 2:28.438 | 42.212 | 1:08.735 | 37.491 | 237.2 | 29:02.864 | | | | | | | | |
| 11 | 1 | 2:26.979 | 41.999 | 1:07.438 | 37.542 | 242.3 | 31:29.843 | | | | | | | | |
| 12 | 1 | 2:31.878 | 41.776 | 1:11.625 | 38.477 | 230.8 | 34:01.721 | | | | | | | | |
| 13 | 1 | 2:27.948 | 41.672 | 1:08.001 | 38.275 | 238.3 | 36:29.669 | | | | | | | | |
| 14 | 1 | 2:30.230 | 41.896 | 1:09.799 | 38.535 | 218.5 | 38:59.899 | | | | | | | | |
| 15 | 1 | 2:27.810 | 42.503 | 1:07.802 | 37.505 | 227.2 | 41:27.709 | | | | | | | | |
| 18 | Porsche 997 GT3 RSR 2009 1. Matthew HOLME 2. Andrew JAMIESON | | | | | | | GT2C | | | | | | | |
| 1 | 2 | 2:41.397 | 47.677 | 1:13.129 | 40.591 | 213.4 | 2:41.397 | | | | | | | | |
| 2 | 2 | 3:13.572 | 43.840 | 1:21.023 | 1:08.709 | 230.3 | 5:54.969 | | | | | | | | |
| 3 | 2 | 3:09.489 | 1:06.050 | 1:23.922 | 39.517 | 131.6 | 9:04.458 | | | | | | | | |
| 4 | 2 | 2:35.456 | 44.099 | 1:12.019 | 39.338 | 230.8 | 11:39.914 | | | | | | | | |
| 5 | 2 | 2:33.274 | 43.396 | 1:11.109 | 38.769 | 229.8 | 14:13.188 | | | | | | | | |
| 6 | 2 | 2:31.317 | 42.853 | 1:09.812 | 38.652 | 232.4 | 16:44.505 | | | | | | | | |
| 7 | 2 | 2:31.863 | 42.900 | 1:10.274 | 38.689 | 231.3 | 19:16.368 | | | | | | | | |
| 8 | 2 | 2:45.292 B | 45.046 | 1:13.391 | 46.855 | 196.6 | 22:01.660 | | | | | | | | |
| 9 | 1 | 4:57.595 | 3:03.659 | 1:13.812 | 40.124 | 210.8 | 26:59.255 | | | | | | | | |
| 10 | 1 | 2:36.439 | 44.542 | 1:12.587 | 39.310 | 220.3 | 29:35.694 | | | | | | | | |
| 11 | 1 | 2:34.172 | 43.182 | 1:11.739 | 39.251 | 225.7 | 32:09.866 | | | | | | | | |
| 12 | 1 | 2:36.690 | 44.763 | 1:12.721 | 39.206 | 208.7 | 34:46.556 | | | | | | | | |
| 27 | Porsche 997 GT3 RSR 2008 1. Stephen EDWARDS 2. Matt NEAL | | | | | | | GT2C | | | | | | | |
| 1 | 1 | 3:02.622 | 57.310 | 1:20.041 | 45.271 | 204.5 | 3:02.622 | | | | | | | | |
| 2 | 1 | 3:06.345 | 48.839 | 1:21.305 | 56.201 | 165.2 | 6:08.967 | | | | | | | | |
| 3 | 1 | 3:16.031 | 1:05.544 | 1:26.214 | 44.273 | 93.4 | 9:24.998 | | | | | | | | |
| 4 | 1 | 2:43.946 | 45.437 | 1:16.855 | 41.654 | 211.2 | 12:08.944 | | | | | | | | |
| 5 | 1 | 2:38.284 | 43.957 | 1:12.700 | 41.627 | 225.7 | 14:47.228 | | | | | | | | |
| 6 | 1 | 2:53.178 B | 45.879 | 1:14.226 | 53.073 | 208.2 | 17:40.406 | | | | | | | | |
| 30 | Ferrari F430 GTC Evo 2008 1. Mauro RICCI | | | | | | | GT2C | | | | | | | |
| 1 | 1 | 3:08.695 B | 48.535 | 1:24.099 | 56.061 | 200.9 | 3:08.695 | | | | | | | | |
| 2 | 1 | 3:58.101 B | 1:48.149 | 1:14.295 | 55.657 | 191.1 | 7:06.796 | | | | | | | | |
| 3 | 1 | 4:31.631 | 2:41.179 | 1:10.929 | 39.523 | 229.2 | 11:38.427 | | | | | | | | |
| 4 | 1 | 2:33.107 | 43.789 | 1:10.393 | 38.925 | 232.4 | 14:11.534 | | | | | | | | |
| 5 | 1 | 2:32.226 | 43.017 | 1:09.892 | 39.317 | 232.4 | 16:43.760 | | | | | | | | |
| 6 | 1 | 2:32.013 | 43.000 | 1:10.010 | 39.003 | 230.3 | 19:15.773 | | | | | | | | |
| 7 | 1 | 2:31.843 | 43.164 | 1:09.947 | 38.732 | 230.8 | 21:47.616 | | | | | | | | |
| 8 | 1 | 2:41.226 B | 44.889 | 1:10.256 | 46.081 | 226.7 | 24:28.842 | | | | | | | | |
| 9 | 1 | 4:44.343 | 2:54.044 | 1:10.516 | 39.783 | 218.5 | 29:13.185 | | | | | | | | |
| 10 | 1 | 2:32.740 | 43.337 | 1:10.867 | 38.536 | 223.7 | 31:45.925 | | | | | | | | |
| 11 | 1 | 2:31.228 | 42.447 | 1:09.896 | 38.885 | 232.4 | 34:17.153 | | | | | | | | |
| 12 | 1 | 2:33.830 | 43.078 | 1:10.910 | 39.842 | 234.0 | 36:50.983 | | | | | | | | |
| 13 | 1 | 2:32.781 | 42.911 | 1:10.742 | 39.128 | 225.7 | 39:23.764 | | | | | | | | |
| 14 | 1 | 2:32.074 | 42.789 | 1:10.487 | 38.798 | 230.3 | 41:55.838 | | | | | | | | |
| 37 | Porsche 996 GT3 RS 2002 1. Gilles BOYER | | | | | | | GT2B | | | | | | | |
| 1 | 1 | 2:59.592 | 54.382 | 1:19.330 | 45.880 | 196.2 | 2:59.592 | | | | | | | | |
| 2 | 1 | 3:05.975 | 47.975 | 1:19.743 | 58.257 | 175.4 | 6:05.567 | | | | | | | | |
| 3 | 1 | 3:15.051 | 1:05.985 | 1:25.580 | 43.486 | 103.3 | 9:20.618 | | | | | | | | |
| 4 | 1 | 2:49.746 | 47.577 | 1:18.566 | 43.603 | 211.7 | 12:10.364 | | | | | | | | |
| 5 | 1 | 2:46.824 | 46.772 | 1:17.478 | 42.574 | 214.8 | 14:57.188 | | | | | | | | |
| 6 | 1 | 2:48.025 | 46.984 | 1:17.983 | 43.058 | 206.5 | 17:45.213 | | | | | | | | |
| 7 | 1 | 2:48.110 | 47.187 | 1:17.954 | 42.969 | 218.5 | 20:33.323 | | | | | | | | |
| 8 | 1 | 2:54.626 B | 46.610 | 1:17.467 | 50.549 | 208.2 | 23:27.949 | | | | | | | | |
| 9 | 1 | 5:01.963 | 3:02.658 | 1:16.766 | 42.539 | 209.5 | 28:29.912 | | | | | | | | |



ENDURANCE RACING LEGENDS 2 - GT2 SPA CLASSIC RACE 1

Sector Analysis

Lap under Red Flag Invalidated Lap Personal Best Session Best Crossing the pit lane

| Lap | D | Time | Sector 1 | Sector 2 | Sector 3 | T. Spd | Elapsed | Lap | D | Time | Sector 1 | Sector 2 | Sector 3 | T. Spd | Elapsed |
|-----|---|----------|----------|----------|----------|--------|-----------|-----|---|----------|----------|----------|----------|--------|-----------|
| 10 | 1 | 2:48.811 | 47.550 | 1:18.442 | 42.819 | 208.7 | 31:18.723 | 11 | 1 | 2:28.474 | 42.492 | 1:08.034 | 37.948 | 222.7 | 31:26.338 |
| 11 | 1 | 2:47.881 | 46.595 | 1:18.314 | 42.972 | 207.0 | 34:06.604 | 12 | 1 | 2:29.997 | 42.229 | 1:09.219 | 38.549 | 228.7 | 33:56.335 |
| 12 | 1 | 2:45.470 | 46.393 | 1:16.088 | 42.989 | 213.9 | 36:52.074 | 13 | 1 | 2:31.379 | 43.023 | 1:09.524 | 38.832 | 229.8 | 36:27.714 |
| 13 | 1 | 2:46.568 | 46.451 | 1:17.505 | 42.612 | 224.7 | 39:38.642 | 14 | 1 | 2:31.802 | 42.975 | 1:10.110 | 38.717 | 228.7 | 38:59.516 |
| 14 | 1 | 2:43.979 | 45.947 | 1:16.115 | 41.917 | 223.2 | 42:22.621 | 15 | 1 | 2:27.545 | 42.615 | 1:07.335 | 37.595 | 231.3 | 41:27.061 |

| 48 | | Ferrari F430 GTC Evo 2010 | | | | | | | | | | | | | | GT2C |
|----|---|---------------------------|----------|----------|----------|-------|-----------|--|--|--|--|--|--|--|--|------|
| | | 1.Philip KADOORIE | | | | | | | | | | | | | | |
| 1 | 1 | 2:29.423 | 43.984 | 1:07.785 | 37.654 | 213.9 | 2:29.423 | | | | | | | | | |
| 2 | 1 | 3:19.131 | 41.617 | 1:29.317 | 1:08.197 | 240.0 | 5:48.554 | | | | | | | | | |
| 3 | 1 | 3:08.871 | 1:04.706 | 1:26.265 | 37.900 | 131.8 | 8:57.425 | | | | | | | | | |
| 4 | 1 | 2:26.032 | 41.585 | 1:06.979 | 37.468 | 239.4 | 11:23.457 | | | | | | | | | |
| 5 | 1 | 2:26.392 | 41.150 | 1:07.531 | 37.711 | 235.0 | 13:49.849 | | | | | | | | | |
| 6 | 1 | 2:25.555 | 41.455 | 1:06.845 | 37.255 | 241.7 | 16:15.404 | | | | | | | | | |
| 7 | 1 | 2:25.690 | 41.201 | 1:07.278 | 37.211 | 240.6 | 18:41.094 | | | | | | | | | |
| 8 | 1 | 2:34.321 | 41.227 | 1:08.068 | 45.026 | 236.1 | 21:15.415 | | | | | | | | | |
| 9 | 1 | 4:56.998 | 3:11.458 | 1:08.220 | 37.320 | 232.4 | 26:12.413 | | | | | | | | | |
| 10 | 1 | 2:25.465 | 41.374 | 1:06.797 | 37.294 | 237.8 | 28:37.878 | | | | | | | | | |
| 11 | 1 | 2:28.184 | 41.272 | 1:09.441 | 37.471 | 238.9 | 31:06.062 | | | | | | | | | |
| 12 | 1 | 2:27.304 | 41.509 | 1:08.286 | 37.509 | 237.8 | 33:33.366 | | | | | | | | | |
| 13 | 1 | 2:29.374 | 41.440 | 1:10.301 | 37.633 | 241.7 | 36:02.740 | | | | | | | | | |
| 14 | 1 | 2:27.951 | 41.488 | 1:08.460 | 38.003 | 237.8 | 38:30.691 | | | | | | | | | |
| 15 | 1 | 2:29.905 | 41.710 | 1:07.755 | 40.440 | 237.8 | 41:00.596 | | | | | | | | | |

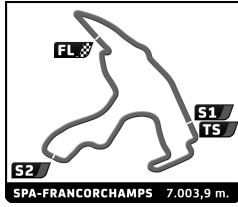
| 59 | | Porsche 993 GT2 Evo 1999 | | | | | | | | | | | | | | GT2A |
|----|---|--------------------------|----------|----------|----------|-------|-----------|--|--|--|--|--|--|--|--|------|
| | | 1.Rémi TERRAIL | | | | | | | | | | | | | | |
| 1 | 1 | 2:45.759 | 50.421 | 1:15.030 | 40.308 | 213.4 | 2:45.759 | | | | | | | | | |
| 2 | 1 | 3:13.072 | 43.502 | 1:20.127 | 1:09.443 | 216.6 | 5:58.831 | | | | | | | | | |
| 3 | 1 | 3:10.130 | 1:05.704 | 1:24.090 | 40.336 | 110.9 | 9:08.961 | | | | | | | | | |
| 4 | 1 | 2:34.854 | 43.281 | 1:11.678 | 39.895 | 214.8 | 11:43.815 | | | | | | | | | |
| 5 | 1 | 2:35.395 | 43.298 | 1:11.563 | 40.534 | 219.4 | 14:19.210 | | | | | | | | | |
| 6 | 1 | 2:35.162 | 43.151 | 1:11.480 | 40.531 | 195.1 | 16:54.372 | | | | | | | | | |
| 7 | 1 | 2:36.090 | 44.321 | 1:11.692 | 40.077 | 217.1 | 19:30.462 | | | | | | | | | |
| 8 | 1 | 2:42.656 | 43.735 | 1:11.388 | 47.533 | 219.4 | 22:13.118 | | | | | | | | | |
| 9 | 1 | 4:47.173 | 2:55.304 | 1:12.019 | 39.850 | 205.7 | 27:00.291 | | | | | | | | | |
| 10 | 1 | 2:34.131 | 43.436 | 1:11.350 | 39.345 | 227.2 | 29:34.422 | | | | | | | | | |
| 11 | 1 | 2:33.047 | 43.263 | 1:10.930 | 38.854 | 217.5 | 32:07.469 | | | | | | | | | |
| 12 | 1 | 2:36.134 | 45.442 | 1:11.367 | 39.325 | 216.2 | 34:43.603 | | | | | | | | | |
| 13 | 1 | 2:33.261 | 42.912 | 1:11.174 | 39.175 | 229.2 | 37:16.864 | | | | | | | | | |
| 14 | 1 | 2:34.712 | 43.502 | 1:11.559 | 39.651 | 218.5 | 39:51.576 | | | | | | | | | |
| 15 | 1 | 2:34.864 | 43.440 | 1:12.080 | 39.344 | 208.2 | 42:26.440 | | | | | | | | | |

| 49 | | Porsche 996 GT3 RS 2001 | | | | | | | | | | | | | | GT2B |
|----|---|-------------------------|----------|----------|----------|-------|-----------|--|--|--|--|--|--|--|--|------|
| | | 1.Lars ROLNER | | | | | | | | | | | | | | |
| | | 2.Pierre-Alain THIBAUT | | | | | | | | | | | | | | |
| 1 | 1 | 2:51.935 | 53.082 | 1:17.319 | 41.534 | 202.5 | 2:51.935 | | | | | | | | | |
| 2 | 1 | 3:11.931 | 46.874 | 1:21.288 | 1:03.769 | 196.6 | 6:03.866 | | | | | | | | | |
| 3 | 1 | 3:11.605 | 1:05.833 | 1:23.970 | 41.802 | 110.9 | 9:15.471 | | | | | | | | | |
| 4 | 1 | 2:44.108 | 47.570 | 1:14.356 | 42.182 | 199.3 | 11:59.579 | | | | | | | | | |
| 5 | 1 | 2:45.314 | 47.149 | 1:15.339 | 42.826 | 210.4 | 14:44.893 | | | | | | | | | |
| 6 | 1 | 2:43.287 | 47.177 | 1:13.963 | 42.147 | 204.9 | 17:28.180 | | | | | | | | | |
| 7 | 1 | 2:52.589 | 46.738 | 1:14.876 | 50.975 | 206.5 | 20:20.769 | | | | | | | | | |
| 8 | 2 | 4:57.543 | 3:03.404 | 1:12.678 | 41.461 | 213.9 | 25:18.312 | | | | | | | | | |
| 9 | 2 | 2:40.807 | 46.581 | 1:12.994 | 41.232 | 213.9 | 27:59.119 | | | | | | | | | |
| 10 | 2 | 2:39.891 | 45.961 | 1:12.652 | 41.278 | 210.4 | 30:39.010 | | | | | | | | | |
| 11 | 2 | 2:41.159 | 46.291 | 1:12.920 | 41.948 | 224.2 | 33:20.169 | | | | | | | | | |
| 12 | 2 | 2:40.979 | 45.980 | 1:13.854 | 41.145 | 207.4 | 36:01.148 | | | | | | | | | |
| 13 | 2 | 2:39.895 | 46.007 | 1:13.034 | 40.854 | 202.1 | 38:41.043 | | | | | | | | | |
| 14 | 2 | 2:39.882 | 45.714 | 1:13.131 | 41.037 | 219.4 | 41:20.925 | | | | | | | | | |

| 61 | | Toyota Supra GT2 2004 | | | | | | | | | | | | | | GT2B |
|----|---|-----------------------|----------|----------|----------|-------|-----------|--|--|--|--|--|--|--|--|------|
| | | 1.Marc BUSCH | | | | | | | | | | | | | | |
| 1 | 1 | 2:38.773 | 47.193 | 1:12.205 | 39.375 | 215.7 | 2:38.773 | | | | | | | | | |
| 2 | 1 | 3:14.660 | 43.420 | 1:22.371 | 1:08.869 | 222.7 | 5:53.433 | | | | | | | | | |
| 3 | 1 | 3:08.354 | 1:04.601 | 1:24.667 | 39.086 | 131.2 | 9:01.787 | | | | | | | | | |
| 4 | 1 | 2:30.632 | 43.173 | 1:09.228 | 38.231 | 228.2 | 11:32.419 | | | | | | | | | |
| 5 | 1 | 2:29.994 | 42.860 | 1:08.644 | 38.490 | 231.8 | 14:02.413 | | | | | | | | | |
| 6 | 1 | 2:29.672 | 42.699 | 1:08.548 | 38.425 | 231.3 | 16:32.085 | | | | | | | | | |
| 7 | 1 | 2:37.437 | 42.531 | 1:09.262 | 45.644 | 230.8 | 19:09.522 | | | | | | | | | |
| 8 | 1 | 4:44.278 | 2:56.643 | 1:08.994 | 38.641 | 225.7 | 23:53.800 | | | | | | | | | |
| 9 | 1 | 2:30.278 | 43.016 | 1:08.978 | 38.284 | 228.7 | 26:24.078 | | | | | | | | | |
| 10 | 1 | 2:30.185 | 43.346 | 1:08.659 | 38.180 | 229.8 | 28:54.263 | | | | | | | | | |
| 11 | 1 | 2:30.376 | 42.644 | 1:09.300 | 38.432 | 230.8 | 31:24.639 | | | | | | | | | |
| 12 | 1 | 2:30.937 | 42.808 | 1:09.450 | 38.679 | 230.8 | 33:55.576 | | | | | | | | | |
| 13 | 1 | 2:31.693 | 43.271 | 1:09.351 | 39.071 | 230.3 | 36:27.269 | | | | | | | | | |
| 14 | 1 | 2:32.020 | 43.201 | 1:09.956 | 38.863 | 231.3 | 38:59.289 | | | | | | | | | |
| 15 | 1 | 2:32.672 | 43.366 | 1:09.705 | 39.601 | 214.8 | 41:31.961 | | | | | | | | | |

| 57 | | Ferrari F430 GTC Evo 2010 | | | | | | | | | | | | | | GT2C |
|----|---|---------------------------|----------|----------|----------|-------|-----------|--|--|--|--|--|--|--|--|------|
| | | 1.Charles Jr. SCARDINA | | | | | | | | | | | | | | |
| 1 | 1 | 2:38.123 | 46.273 | 1:12.782 | 39.068 | 198.9 | 2:38.123 | | | | | | | | | |
| 2 | 1 | 3:14.286 | 43.072 | 1:22.221 | 1:08.993 | 209.5 | 5:52.409 | | | | | | | | | |
| 3 | 1 | 3:07.830 | 1:04.875 | 1:24.433 | 38.522 | 122.0 | 9:00.239 | | | | | | | | | |
| 4 | 1 | 2:29.968 | 42.706 | 1:09.084 | 38.178 | 220.3 | 11:30.207 | | | | | | | | | |
| 5 | 1 | 2:30.536 | 42.873 | 1:09.574 | 38.089 | 212.6 | 14:00.743 | | | | | | | | | |
| 6 | 1 | 2:28.385 | 42.106 | 1:08.352 | 37.927 | 226.7 | 16:29.128 | | | | | | | | | |
| 7 | 1 | 2:28.597 | 42.242 | 1:08.392 | 37.963 | 213.0 | 18:57.725 | | | | | | | | | |
| 8 | 1 | 2:30.127 | 42.082 | 1:09.615 | 38.430 | 231.3 | 21:27.852 | | | | | | | | | |
| 9 | 1 | 2:36.535 | 42.381 | 1:08.860 | 45.294 | 226.2 | 24:04.387 | | | | | | | | | |
| 10 | 1 | 4:53.477 | 3:04.685 | 1:08.914 | 39.878 | 216.2 | 28:57.864 | | | | | | | | | |

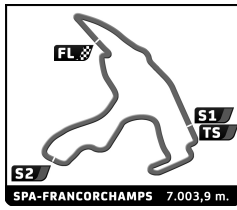
| 63 | | Chevrolet Corvette C6 ZR1 2009 | | | | | | | | | | | | | | GT2C |
|----|---|--------------------------------|----------|----------|----------|-------|-----------|--|--|--|--|--|--|--|--|------|
| | | 1.John EMBERSON | | | | | | | | | | | | | | |
| | | 2.Nigel GREENSALL | | | | | | | | | | | | | | |
| 1 | 1 | 2:41.800 | 47.931 | 1:13.325 | 40.544 | 196.2 | 2:41.800 | | | | | | | | | |
| 2 | 1 | 3:14.318 | 44.329 | 1:21.093 | 1:08.896 | 202.9 | 5:56.118 | | | | | | | | | |
| 3 | 1 | 3:08.947 | 1:05.882 | 1:23.455 | 39.610 | 122.6 | 9:05.065 | | | | | | | | | |
| 4 | 1 | 2:35.518 | 43.651 | 1:12.242 | 39.625 | 217.5 | 11:40.583 | | | | | | | | | |
| 5 | 1 | 2:33.231 | 43.258 | 1:10.930 | 39.043 | 210.4 | 14:13.814 | | | | | | | | | |
| 6 | 1 | 2:31.356 | 42.802 | 1:09.687 | 38.867 | 220.3 | 16:45.170 | | | | | | | | | |
| 7 | 1 | 2:31.796 | 43.118 | 1:09.808 | 38.870 | 217.1 | 19:16.966 | | | | | | | | | |
| 8 | 1 | 2:41.662 | 43.720 | 1:09.439 | 48.503 | 200.1 | 21:58.628 | | | | | | | | | |
| 9 | 2 | 4:43.024 | 2:57.191 | 1:07.840 | 37.993 | 215.7 | 26:41.652 | | | | | | | | | |



ENDURANCE RACING LEGENDS 2 - GT2 SPA CLASSIC RACE 1

Sector Analysis

| Lap under Red Flag | | | | | | | | | | | Invalidated Lap | | Personal Best | | Session Best | | B Crossing the pit lane | | | |
|---|---|-----------------|---------------|-----------------|---------------|---------------|-----------|-----------|----|-----------------|-----------------|---------------|-----------------|---------------|---------------|-----------|-------------------------|--|--|--|
| Lap | D | Time | Sector 1 | Sector 2 | Sector 3 | T. Spd | Elapsed | Lap | D | Time | Sector 1 | Sector 2 | Sector 3 | T. Spd | Elapsed | | | | | |
| 72 Porsche 996 GT3 RS 2001 1.Ivo VAN RIET GT2B | | | | | | | | | | | | | | | | | | | | |
| 10 | 2 | 2:27.830 | 41.708 | 1:08.060 | 38.062 | 215.7 | 29:09.482 | 9 | 1 | 2:35.317 | B | 42.261 | 1:08.308 | 44.748 | 235.6 | 23:55.971 | | | | |
| 11 | 2 | 2:25.380 | 41.536 | 1:06.736 | 37.108 | 231.3 | 31:34.862 | 10 | 1 | 4:40.947 | | 2:54.457 | 1:08.478 | 38.012 | 236.1 | 28:36.918 | | | | |
| 12 | 2 | 2:26.410 | 41.317 | 1:07.366 | 37.727 | 230.3 | 34:01.272 | 11 | 1 | 2:29.759 | | 41.804 | 1:10.298 | 37.657 | 236.7 | 31:06.677 | | | | |
| 13 | 2 | 2:26.082 | 41.245 | 1:06.640 | 38.197 | 236.1 | 36:27.354 | 12 | 1 | 2:27.969 | | 41.771 | 1:08.640 | 37.558 | 223.2 | 33:34.646 | | | | |
| 14 | 2 | 2:28.282 | 41.352 | 1:08.617 | 38.313 | 236.7 | 38:55.636 | 13 | 1 | 2:28.983 | | 41.538 | 1:09.841 | 37.604 | 230.8 | 36:03.629 | | | | |
| 15 | 2 | 2:25.854 | 41.538 | 1:07.189 | 37.127 | 229.2 | 41:21.490 | 14 | 1 | 2:30.741 | | 42.594 | 1:09.758 | 38.389 | 237.2 | 38:34.370 | | | | |
| 15 | 1 | 2:29.925 | 42.684 | 1:08.541 | 38.700 | 237.8 | 41:04.295 | 15 | 1 | 2:29.925 | | 42.684 | 1:08.541 | 38.700 | 237.8 | 41:04.295 | | | | |
| 76 Porsche 996 GT3 RSR 2005 1.Stéphane RAFFIN GT2B | | | | | | | | | | | | | | | | | | | | |
| 1 | 1 | 2:58.827 | 55.017 | 1:18.187 | 45.623 | 185.9 | 2:58.827 | 1 | 1 | 2:50.634 | | 52.771 | 1:16.724 | 41.139 | 192.9 | 2:50.634 | | | | |
| 2 | 1 | 3:05.967 | 47.148 | 1:17.467 | 1:01.352 | 153.3 | 6:04.794 | 2 | 1 | 3:12.490 | | 45.200 | 1:23.425 | 1:03.865 | 166.2 | 6:03.124 | | | | |
| 3 | 1 | 3:11.842 | 1:06.123 | 1:24.652 | 41.067 | 109.8 | 9:16.636 | 3 | 1 | 3:10.796 | | 1:05.587 | 1:23.640 | 41.569 | 108.4 | 9:13.920 | | | | |
| 4 | 1 | 2:39.309 | 46.264 | 1:12.439 | 40.606 | 209.5 | 11:55.945 | 4 | 1 | 2:38.315 | | 44.752 | 1:13.071 | 40.492 | 218.9 | 11:52.235 | | | | |
| 5 | 1 | 2:38.775 | 44.801 | 1:13.488 | 40.486 | 209.5 | 14:34.720 | 5 | 1 | 2:39.347 | | 44.580 | 1:13.477 | 41.290 | 207.8 | 14:31.582 | | | | |
| 6 | 1 | 2:36.150 | 44.157 | 1:11.411 | 40.582 | 218.5 | 17:10.870 | 6 | 1 | 2:39.562 | | 44.450 | 1:13.558 | 41.554 | 212.6 | 17:11.144 | | | | |
| 7 | 1 | 2:36.740 | 44.858 | 1:12.104 | 39.778 | 209.5 | 19:47.610 | 7 | 1 | 2:39.793 | | 45.520 | 1:13.496 | 40.777 | 190.4 | 19:50.937 | | | | |
| 8 | 1 | 2:37.041 | 44.375 | 1:12.060 | 40.606 | 216.6 | 22:24.651 | 8 | 1 | 2:38.334 | | 44.304 | 1:12.921 | 41.109 | 209.9 | 22:29.271 | | | | |
| 9 | 1 | 2:47.120 | B | 44.749 | 1:12.399 | 49.972 | 210.4 | 25:11.771 | 9 | 1 | 2:48.533 | B | 44.813 | 1:14.078 | 49.642 | 214.3 | 25:17.804 | | | |
| 10 | 1 | 4:59.630 | | 3:07.475 | 1:12.346 | 39.809 | 203.7 | 30:11.401 | 10 | 1 | 4:55.919 | | 3:01.529 | 1:13.722 | 40.668 | 200.1 | 30:13.723 | | | |
| 11 | 1 | 2:36.331 | 44.053 | 1:11.425 | 40.853 | 221.3 | 32:47.732 | 11 | 1 | 2:45.098 | | 44.270 | 1:17.320 | 43.508 | 222.3 | 32:58.821 | | | | |
| 77 Porsche 997 GT3 RSR 2009 1.Peter CHAMBERS GT2C | | | | | | | | | | | | | | | | | | | | |
| 1 | 1 | 2:49.209 | 51.783 | 1:16.033 | 41.393 | 195.5 | 2:49.209 | 1 | 1 | 2:49.209 | | 51.783 | 1:16.033 | 41.393 | 195.5 | 2:49.209 | | | | |
| 2 | 1 | 3:12.688 | 45.777 | 1:23.391 | 1:03.520 | 173.6 | 6:01.897 | 2 | 1 | 3:12.688 | | 45.777 | 1:23.391 | 1:03.520 | 173.6 | 6:01.897 | | | | |
| 3 | 1 | 3:11.369 | 1:05.560 | 1:23.969 | 41.840 | 111.3 | 9:13.266 | 3 | 1 | 3:11.369 | | 1:05.560 | 1:23.969 | 41.840 | 111.3 | 9:13.266 | | | | |
| 4 | 1 | 2:37.302 | 44.565 | 1:12.259 | 40.478 | 220.3 | 11:50.568 | 4 | 1 | 2:37.302 | | 44.565 | 1:12.259 | 40.478 | 220.3 | 11:50.568 | | | | |
| 5 | 1 | 2:38.047 | 44.556 | 1:12.596 | 40.895 | 217.5 | 14:28.615 | 5 | 1 | 2:38.047 | | 44.556 | 1:12.596 | 40.895 | 217.5 | 14:28.615 | | | | |
| 6 | 1 | 2:39.271 | 45.411 | 1:13.105 | 40.755 | 220.3 | 17:07.886 | 6 | 1 | 2:39.271 | | 45.411 | 1:13.105 | 40.755 | 220.3 | 17:07.886 | | | | |
| 7 | 1 | 2:38.120 | 44.576 | 1:13.055 | 40.489 | 228.2 | 19:46.006 | 7 | 1 | 2:38.120 | | 44.576 | 1:13.055 | 40.489 | 228.2 | 19:46.006 | | | | |
| 8 | 1 | 2:49.972 | B | 44.598 | 1:13.215 | 52.159 | 217.1 | 22:35.978 | 8 | 1 | 2:49.972 | B | 44.598 | 1:13.215 | 52.159 | 217.1 | 22:35.978 | | | |
| 9 | 1 | 4:59.753 | | 3:06.510 | 1:12.831 | 40.412 | 208.2 | 27:35.731 | 9 | 1 | 4:59.753 | | 3:06.510 | 1:12.831 | 40.412 | 208.2 | 27:35.731 | | | |
| 10 | 1 | 2:38.561 | 44.986 | 1:12.982 | 40.593 | 215.2 | 30:14.292 | 10 | 1 | 2:38.561 | | 44.986 | 1:12.982 | 40.593 | 215.2 | 30:14.292 | | | | |
| 11 | 1 | 3:04.865 | 43.940 | 1:39.704 | 41.221 | 232.9 | 33:19.157 | 11 | 1 | 3:04.865 | | 43.940 | 1:39.704 | 41.221 | 232.9 | 33:19.157 | | | | |
| 12 | 1 | 2:37.470 | 44.432 | 1:12.538 | 40.500 | 218.9 | 35:56.627 | 12 | 1 | 2:37.470 | | 44.432 | 1:12.538 | 40.500 | 218.9 | 35:56.627 | | | | |
| 13 | 1 | 2:39.233 | | 43.830 | 1:13.893 | 41.510 | 222.3 | 38:35.860 | 13 | 1 | 2:39.233 | | 43.830 | 1:13.893 | 41.510 | 222.3 | 38:35.860 | | | |
| 14 | 1 | 2:37.648 | 44.047 | 1:12.698 | 40.903 | 229.2 | 41:13.508 | 14 | 1 | 2:37.648 | | 44.047 | 1:12.698 | 40.903 | 229.2 | 41:13.508 | | | | |
| 78 Ferrari F430 GT2 2008 1.Richard MEINS 2.Rob HUFF GT2C | | | | | | | | | | | | | | | | | | | | |
| 1 | 1 | 2:46.497 | 50.581 | 1:15.435 | 40.481 | 206.1 | 2:46.497 | 1 | 1 | 2:46.497 | | 50.581 | 1:15.435 | 40.481 | 206.1 | 2:46.497 | | | | |
| 2 | 1 | 3:13.334 | 44.207 | 1:19.578 | 1:09.549 | 222.7 | 5:59.831 | 2 | 1 | 3:13.334 | | 44.207 | 1:19.578 | 1:09.549 | 222.7 | 5:59.831 | | | | |
| 3 | 1 | 3:09.845 | 1:05.601 | 1:23.936 | 40.308 | 115.9 | 9:09.676 | 3 | 1 | 3:09.845 | | 1:05.601 | 1:23.936 | 40.308 | 115.9 | 9:09.676 | | | | |
| 4 | 1 | 2:37.400 | 43.978 | 1:13.341 | 40.081 | 223.2 | 11:47.076 | 4 | 1 | 2:37.400 | | 43.978 | 1:13.341 | 40.081 | 223.2 | 11:47.076 | | | | |
| 5 | 1 | 2:37.474 | 43.985 | 1:13.076 | 40.413 | 226.7 | 14:24.550 | 5 | 1 | 2:37.474 | | 43.985 | 1:13.076 | 40.413 | 226.7 | 14:24.550 | | | | |
| 6 | 1 | 2:37.483 | 43.957 | 1:13.378 | 40.148 | 219.9 | 17:02.033 | 6 | 1 | 2:37.483 | | 43.957 | 1:13.378 | 40.148 | 219.9 | 17:02.033 | | | | |
| 7 | 1 | 2:36.900 | 44.175 | 1:13.011 | 39.714 | 224.7 | 19:38.933 | 7 | 1 | 2:36.900 | | 44.175 | 1:13.011 | 39.714 | 224.7 | 19:38.933 | | | | |
| 8 | 1 | 2:44.973 | B | 43.418 | 1:12.850 | 48.705 | 228.7 | 22:23.906 | 8 | 1 | 2:44.973 | B | 43.418 | 1:12.850 | 48.705 | 228.7 | 22:23.906 | | | |
| 9 | 2 | 4:46.218 | | 2:57.285 | 1:10.383 | 38.550 | 223.7 | 27:10.124 | 9 | 2 | 4:46.218 | | 2:57.285 | 1:10.383 | 38.550 | 223.7 | 27:10.124 | | | |
| 10 | 2 | 2:29.158 | 42.441 | 1:08.735 | 37.982 | 234.5 | 29:39.282 | 10 | 2 | 2:29.158 | | 42.441 | 1:08.735 | 37.982 | 234.5 | 29:39.282 | | | | |
| 11 | 2 | 2:28.695 | 42.177 | 1:08.713 | 37.805 | 238.3 | 32:07.977 | 11 | 2 | 2:28.695 | | 42.177 | 1:08.713 | 37.805 | 238.3 | 32:07.977 | | | | |
| 12 | 2 | 2:31.762 | 44.544 | 1:09.347 | 37.871 | 232.9 | 34:39.739 | 12 | 2 | 2:31.762 | | 44.544 | 1:09.347 | 37.871 | 232.9 | 34:39.739 | | | | |
| 75 Mosler MT900 R 2009 1.Dennis BUSCH GT2C | | | | | | | | | | | | | | | | | | | | |
| 1 | 1 | 2:32.615 | 44.941 | 1:09.640 | 38.034 | 221.8 | 2:32.615 | 1 | 1 | 2:32.615 | | 44.941 | 1:09.640 | 38.034 | 221.8 | 2:32.615 | | | | |
| 2 | 1 | 3:17.419 | 42.380 | 1:26.843 | 1:08.196 | 220.8 | 5:50.034 | 2 | 1 | 3:17.419 | | 42.380 | 1:26.843 | 1:08.196 | 220.8 | 5:50.034 | | | | |
| 3 | 1 | 3:09.009 | 1:05.184 | 1:25.651 | 38.174 | 120.7 | 8:59.043 | 3 | 1 | 3:09.009 | | 1:05.184 | 1:25.651 | 38.174 | 120.7 | 8:59.043 | | | | |
| 4 | 1 | 2:28.008 | 42.021 | 1:08.257 | 37.730 | 238.3 | 11:27.051 | 4 | 1 | 2:28.008 | | 42.021 | 1:08.257 | 37.730 | 238.3 | 11:27.051 | | | | |
| 5 | 1 | 2:27.669 | 41.712 | 1:08.288 | 37.669 | 234.0 | 13:54.720 | 5 | 1 | 2:27.669 | | 41.712 | 1:08.288 | 37.669 | 234.0 | 13:54.720 | | | | |
| 6 | 1 | 2:28.305 | 41.955 | 1:08.733 | 37.617 | 235.6 | 16:23.025 | 6 | 1 | 2:28.305 | | 41.955 | 1:08.733 | 37.617 | 235.6 | 16:23.025 | | | | |
| 7 | 1 | 2:28.701 | 42.120 | 1:08.772 | 37.809 | 238.3 | 18:51.726 | 7 | 1 | 2:28.701 | | 42.120 | 1:08.772 | 37.809 | 238.3 | 18:51.726 | | | | |
| 8 | 1 | 2:28.928 | 42.067 | 1:09.119 | 37.742 | 238.3 | 21:20.654 | 8 | 1 | 2:28.928 | | 42.067 | 1:09.119 | 37.742 | 238.3 | 21:20.654 | | | | |

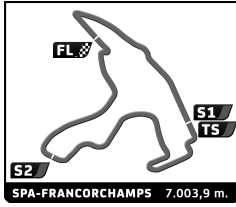


ENDURANCE RACING LEGENDS 2 - GT2 SPA CLASSIC RACE 1

Sector Analysis

Lap under Red Flag Invalidated Lap Personal Best Session Best Crossing the pit lane

| Lap | D | Time | Sector 1 | Sector 2 | Sector 3 | T. Spd | Elapsed | Lap | D | Time | Sector 1 | Sector 2 | Sector 3 | T. Spd | Elapsed |
|--|---|-----------------|---------------|-----------------|---------------|--------|-----------|---|---|-------------------|----------|----------|----------|--------|-----------|
| 13 | 2 | 2:29.214 | 42.457 | 1:08.741 | 38.016 | 236.7 | 37:08.953 | 5 | 1 | 2:28.230 | 42.085 | 1:07.957 | 38.188 | 223.2 | 13:56.523 |
| 14 | 2 | 2:28.379 | 42.043 | 1:08.614 | 37.722 | 238.9 | 39:37.332 | 6 | 1 | 2:30.264 | 42.909 | 1:09.107 | 38.248 | 228.7 | 16:26.787 |
| 15 | 2 | 2:27.964 | 41.970 | 1:08.274 | 37.720 | 238.3 | 42:05.296 | 7 | 1 | 2:38.402 B | 42.515 | 1:08.179 | 47.708 | 214.8 | 19:05.189 |
| 80 Porsche 996 GT3 RS 2002 1. Alex VAN BREEMEN GT2B | | | | | | | | 8 2 4:51.379 3:05.647 1:08.566 37.166 230.3 23:56.568 9 2 2:27.616 41.405 1:07.968 38.243 234.5 26:24.184 10 2 2:26.570 42.589 1:06.586 37.395 234.5 28:50.754 11 2 2:25.963 41.079 1:06.738 38.146 238.3 31:16.717 12 2 2:24.479 41.145 1:06.382 36.952 238.9 33:41.196 13 2 2:25.061 41.197 1:06.154 37.710 239.4 36:06.257 14 2 2:26.007 40.923 1:07.302 37.782 242.9 38:32.264 15 2 2:28.052 41.174 1:06.847 40.031 241.1 41:00.316 | | | | | | | |
| 82 Porsche 996 GT3 R 2000 1. David HARRISON 2. Nathan LUCKEY GT2B | | | | | | | | 94 Ferrari F430 GTC Evo 2008 1. Janos SANTA GT2C | | | | | | | |
| 1 1 3:04.479 57.322 1:22.144 45.013 199.7 3:04.479 2 1 3:55.741 56.560 1:48.342 1:10.839 112.5 7:00.220 3 1 3:26.112 1:15.476 1:24.522 46.114 143.4 10:26.332 4 1 2:57.136 48.097 1:21.176 47.863 202.5 13:23.468 5 1 2:54.231 48.131 1:20.171 45.929 192.9 16:17.699 6 1 3:04.203 B 48.242 1:19.788 56.173 184.5 19:21.902 7 1 5:16.222 3:12.076 1:19.787 44.359 198.1 24:38.124 8 1 2:53.681 48.655 1:20.226 44.800 200.9 27:31.805 9 1 2:53.914 49.251 1:19.096 45.567 204.9 30:25.719 10 1 2:52.757 48.014 1:20.961 43.782 170.7 33:18.476 11 1 2:52.650 47.188 1:19.647 45.815 203.7 36:11.126 12 1 2:50.639 47.464 1:18.310 44.865 209.5 39:01.765 13 1 2:48.927 46.848 1:17.862 44.217 199.7 41:50.692 | | | | | | | | 1 1 2:45.207 49.351 1:15.765 40.091 207.8 2:45.207 2 1 3:12.895 42.458 1:21.144 1:09.293 225.7 5:58.102 3 1 3:09.664 1:05.526 1:24.229 39.909 117.8 9:07.766 4 1 2:35.277 42.703 1:12.817 39.757 229.8 11:43.043 5 1 2:35.279 42.889 1:12.272 40.118 233.4 14:18.322 6 1 2:44.858 B 42.195 1:12.748 49.915 235.6 17:03.180 7 1 5:00.907 3:06.507 1:13.939 40.461 229.2 22:04.087 8 1 2:36.765 42.773 1:13.260 40.732 228.2 24:40.852 9 1 2:36.345 43.220 1:13.061 40.064 236.1 27:17.197 10 1 2:36.316 42.716 1:12.905 40.695 232.4 29:53.513 11 1 2:38.539 42.968 1:13.974 41.597 223.7 32:32.052 12 1 2:35.862 42.690 1:13.189 39.983 234.0 35:07.914 13 1 2:37.369 43.200 1:14.473 39.696 220.8 37:45.283 14 1 2:36.314 43.023 1:13.292 39.999 237.2 40:21.597 15 1 2:35.278 43.069 1:12.639 39.570 233.4 42:56.875 | | | | | | | |
| 84 Porsche 996 GT3 RSR 2004 1. Giancarlo ROMANO 2. Oliver WEBB GT2B | | | | | | | | 130 Ferrari F430 GTC Evo 2010 1. David HART 2. Olivier HART GT2C | | | | | | | |
| 1 1 2:49.071 51.564 1:15.724 41.783 197.0 2:49.071 2 1 3:11.629 45.441 1:23.423 1:02.765 183.2 6:00.700 3 1 3:12.732 1:05.537 1:24.778 42.417 113.0 9:13.432 4 1 2:41.375 45.655 1:14.384 41.336 200.9 11:54.807 5 1 2:39.442 45.042 1:14.035 40.365 204.5 14:34.249 6 1 2:58.773 B 44.780 1:13.528 1:00.465 218.0 17:33.022 7 2 5:38.105 B 3:10.188 1:26.050 1:01.867 153.3 23:11.127 | | | | | | | | 1 1 2:33.440 45.045 1:09.864 38.531 208.7 2:33.440 2 1 3:17.849 42.640 1:26.197 1:09.012 229.8 5:51.289 3 1 3:08.166 1:04.714 1:25.121 38.331 118.5 8:59.455 4 1 2:29.073 42.908 1:08.218 37.947 222.3 11:28.528 5 1 2:28.049 42.428 1:07.762 37.859 224.2 13:56.577 6 1 2:35.881 B 43.339 1:08.175 44.367 228.2 16:32.458 7 2 4:57.274 3:13.273 1:06.860 37.141 234.0 21:29.732 8 2 2:24.512 41.243 1:06.676 36.593 235.6 23:54.244 9 2 2:25.373 42.525 1:05.843 37.005 232.9 26:19.617 10 2 2:23.518 41.059 1:05.697 36.762 238.9 28:43.135 11 2 2:23.768 40.766 1:05.910 37.092 239.4 31:06.903 12 2 2:26.686 41.657 1:07.468 37.561 241.1 33:33.589 13 2 2:27.359 41.322 1:08.382 37.655 244.0 36:00.948 14 2 2:24.547 41.287 1:06.276 36.984 240.0 38:25.495 15 2 2:26.282 41.198 1:07.170 37.914 238.9 40:51.777 | | | | | | | |
| 92 Aston Martin V8 Vantage GT2 2008 1. James THORPE 2. Phil QUAIFFE GT2C | | | | | | | | 174 Porsche 997 GT3 RSR 2009 1. Guenther SCHINDLER GT2C | | | | | | | |
| 1 1 2:31.604 44.382 1:08.908 38.314 207.8 2:31.604 2 1 3:17.955 43.049 1:26.593 1:08.313 218.5 5:49.559 3 1 3:09.411 1:04.553 1:26.135 38.723 127.0 8:58.970 4 1 2:29.323 42.784 1:08.359 38.180 213.9 11:28.293 | | | | | | | | 1 1 2:43.168 48.990 1:13.534 40.644 197.8 2:43.168 2 1 3:14.016 43.396 1:21.320 1:09.300 199.7 5:57.184 3 1 3:08.595 1:05.358 1:23.865 39.372 110.4 9:05.779 | | | | | | | |



ENDURANCE RACING LEGENDS 2 - GT2 SPA CLASSIC RACE 1

Sector Analysis

| | | | | | | | | | | | | | | Lap under Red Flag | Invalidated Lap | Personal Best | Session Best | Crossing the pit lane |
|------------|--|-------------------|---------------|-----------------|---------------|--------|-----------|-----|---|------|----------|----------|----------|--------------------|-----------------|---------------|--------------|-----------------------|
| Lap | D | Time | Sector 1 | Sector 2 | Sector 3 | T. Spd | Elapsed | Lap | D | Time | Sector 1 | Sector 2 | Sector 3 | T. Spd | Elapsed | | | |
| 4 | 1 | 2:35.609 | 43.165 | 1:12.372 | 40.072 | 214.3 | 11:41.388 | | | | | | | | | | | |
| 5 | 1 | 2:33.300 | 42.785 | 1:11.311 | 39.204 | 209.1 | 14:14.688 | | | | | | | | | | | |
| 6 | 1 | 2:32.178 | 42.546 | 1:10.423 | 39.209 | 209.1 | 16:46.866 | | | | | | | | | | | |
| 7 | 1 | 2:31.090 | 42.408 | 1:10.282 | 38.400 | 231.8 | 19:17.956 | | | | | | | | | | | |
| 8 | 1 | 2:42.739 B | 43.233 | 1:10.994 | 48.512 | 202.1 | 22:00.695 | | | | | | | | | | | |
| 9 | 1 | 4:58.991 | 3:07.331 | 1:11.520 | 40.140 | 212.1 | 26:59.686 | | | | | | | | | | | |
| 10 | 1 | 2:32.709 | 43.058 | 1:10.674 | 38.977 | 231.8 | 29:32.395 | | | | | | | | | | | |
| 11 | 1 | 2:34.049 | 42.719 | 1:11.448 | 39.882 | 225.2 | 32:06.444 | | | | | | | | | | | |
| 12 | 1 | 2:35.223 | 43.292 | 1:12.699 | 39.232 | 228.2 | 34:41.667 | | | | | | | | | | | |
| 13 | 1 | 2:33.195 | 43.378 | 1:10.895 | 38.922 | 230.8 | 37:14.862 | | | | | | | | | | | |
| 14 | 1 | 2:34.439 | 43.671 | 1:11.288 | 39.480 | 225.2 | 39:49.301 | | | | | | | | | | | |
| 15 | 1 | 2:35.826 | 43.222 | 1:12.312 | 40.292 | 219.4 | 42:25.127 | | | | | | | | | | | |
| <hr/> | | | | | | | | | | | | | | | | | | |
| 178 | Ferrari F430 GT2 2009 1. Joe MACARI GT2C | | | | | | | | | | | | | | | | | |
| 1 | 1 | 5:33.281 B | 46.356 | 3:38.605 | 1:08.320 | 215.2 | 5:33.281 | | | | | | | | | | | |
| <hr/> | | | | | | | | | | | | | | | | | | |
| 251 | Porsche 996 GT3 RS 2002 1. Giancarlo TANZI GT2B | | | | | | | | | | | | | | | | | |
| 1 | 1 | 3:00.342 | 55.803 | 1:18.388 | 46.151 | 182.9 | 3:00.342 | | | | | | | | | | | |
| 2 | 1 | 3:05.618 | 48.236 | 1:21.136 | 56.246 | 172.1 | 6:05.960 | | | | | | | | | | | |
| 3 | 1 | 3:15.113 | 1:06.051 | 1:25.635 | 43.427 | 103.4 | 9:21.073 | | | | | | | | | | | |
| 4 | 1 | 3:00.398 | 49.468 | 1:18.148 | 52.782 | 203.7 | 12:21.471 | | | | | | | | | | | |
| 5 | 1 | 2:52.490 | 48.281 | 1:18.774 | 45.435 | 187.9 | 15:13.961 | | | | | | | | | | | |
| 6 | 1 | 2:52.426 | 48.149 | 1:19.538 | 44.739 | 184.2 | 18:06.387 | | | | | | | | | | | |
| 7 | 1 | 3:01.468 B | 47.784 | 1:20.755 | 52.929 | 204.9 | 21:07.855 | | | | | | | | | | | |
| 8 | 1 | 5:12.627 | 3:08.172 | 1:20.129 | 44.326 | 207.8 | 26:20.482 | | | | | | | | | | | |
| 9 | 1 | 2:54.577 | 48.344 | 1:20.075 | 46.158 | 195.1 | 29:15.059 | | | | | | | | | | | |
| 10 | 1 | 2:51.695 | 47.544 | 1:19.650 | 44.501 | 207.0 | 32:06.754 | | | | | | | | | | | |
| 11 | 1 | 2:52.725 | 48.975 | 1:19.543 | 44.207 | 202.1 | 34:59.479 | | | | | | | | | | | |
| 12 | 1 | 3:02.788 | 50.425 | 1:25.202 | 47.161 | 184.2 | 38:02.267 | | | | | | | | | | | |
| 13 | 1 | 2:58.217 | 50.211 | 1:21.519 | 46.487 | 188.3 | 41:00.484 | | | | | | | | | | | |
| <hr/> | | | | | | | | | | | | | | | | | | |
| 311 | Porsche 996 GT3 RSR 2004 1. Hervé DELAUNAY 2. Marie-Amélie DELAUNAY GT2B | | | | | | | | | | | | | | | | | |
| 1 | 2 | 3:05.693 | 58.488 | 1:21.533 | 45.672 | 189.0 | 3:05.693 | | | | | | | | | | | |
| 2 | 2 | 3:55.063 | 55.901 | 1:48.408 | 1:10.754 | 108.0 | 7:00.756 | | | | | | | | | | | |
| 3 | 2 | 3:20.056 | 1:13.842 | 1:21.153 | 45.061 | 152.6 | 10:20.812 | | | | | | | | | | | |
| 4 | 2 | 2:50.022 | 47.963 | 1:18.099 | 43.960 | 189.0 | 13:10.834 | | | | | | | | | | | |
| 5 | 2 | 2:49.363 | 47.514 | 1:17.183 | 44.666 | 197.4 | 16:00.197 | | | | | | | | | | | |
| 6 | 2 | 2:47.596 | 46.735 | 1:17.779 | 43.082 | 197.4 | 18:47.793 | | | | | | | | | | | |
| 7 | 2 | 2:59.361 B | 46.457 | 1:18.553 | 54.351 | 193.3 | 21:47.154 | | | | | | | | | | | |
| 8 | 2 | 5:15.608 | 3:14.242 | 1:17.386 | 43.980 | 195.9 | 27:02.762 | | | | | | | | | | | |
| 9 | 2 | 2:46.158 | 46.643 | 1:16.093 | 43.422 | 203.3 | 29:48.920 | | | | | | | | | | | |
| 10 | 2 | 2:48.899 | 47.541 | 1:17.646 | 43.712 | 195.9 | 32:37.819 | | | | | | | | | | | |
| 11 | 2 | 2:48.443 | 46.636 | 1:16.598 | 45.209 | 203.3 | 35:26.262 | | | | | | | | | | | |
| 12 | 2 | 2:49.550 | 48.462 | 1:17.472 | 43.616 | 204.9 | 38:15.812 | | | | | | | | | | | |
| 13 | 2 | 2:49.695 | 46.639 | 1:17.662 | 45.394 | 197.8 | 41:05.507 | | | | | | | | | | | |