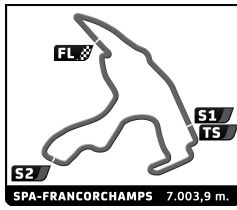


### ENDURANCE RACING LEGENDS 2 - GT2 SPA CLASSIC QUALIFYING 2

#### Sector Analysis

Lap under Red Flag    Invalidated Lap    Personal Best    Session Best    B Crossing the pit lane

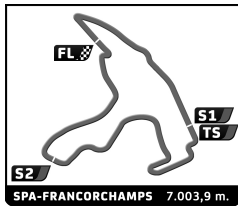
Lap	D	Time	Sector 1	Sector 2	Sector 3	T. Spd	Elapsed	Lap	D	Time	Sector 1	Sector 2	Sector 3	T. Spd	Elapsed	
<b>9</b>		<b>Porsche 996 GT3 RS 2001</b> 1. Paul PHILLIPS 2. Dafyd RICHARDS						GT2B								
1	1	3:49.684	1:33.937	1:27.755	47.992	144.6	3:49.684									
2	1	<b>3:49.808 B</b>	51.513	1:39.844	1:18.451	128.8	7:39.492									
3	1	7:00.544	4:47.474	1:25.367	47.703	144.4	14:40.036									
4	1	2:57.249	49.004	1:21.582	46.663	191.8	17:37.285									
5	1	2:58.142	49.345	1:21.773	47.024	185.9	20:35.427									
6	1	3:01.026	51.255	1:23.914	45.857	156.6	23:36.453									
7	1	3:20.834 B	49.620	1:30.272	1:00.942	165.4	26:57.287									
8	2	4:36.446	2:30.532	1:21.325	44.589	187.6	31:33.733									
9	2	2:52.126	48.484	1:18.399	45.243	207.4	34:25.859									
10	2	<b>2:44.715</b>	<b>46.453</b>	<b>1:15.492</b>	<b>42.770</b>	208.2	37:10.574									
11	2	<b>3:20.654 B</b>	46.629	1:18.135	1:15.890	216.6	40:31.228									
<b>12</b>		<b>Porsche 993 GT2 1995</b> 1. Henrique GEMPERLE 2. Marc de SIEBENTHAL						GT2A								
1	1	<b>7:28.340 B</b>	4:27.786	1:45.330	1:15.224	169.6	7:28.340									
2	1	7:44.747	5:33.467	1:24.943	46.337	168.2	15:13.087									
3	1	2:53.096	48.212	1:19.612	45.272	209.1	18:06.183									
4	1	2:48.943	47.277	1:18.002	43.664	211.2	20:55.126									
5	1	<b>2:47.646</b>	<b>46.686</b>	<b>1:17.360</b>	<b>43.600</b>	224.2	23:42.772									
<b>16</b>		<b>Aston Martin V12 Vantage GT3 2012</b> 1. Dr Afschin FATEMI 2. Nick PADMORE						INV								
1	1	4:16.671	2:18.632	1:17.453	40.586	219.4	4:16.671									
2	1	<b>4:12.516 B</b>	1:04.634	1:53.121	1:14.761	101.8	8:29.187									
3	1	5:16.864	3:26.152	1:12.056	38.656	207.8	13:46.051									
4	1	2:30.680	43.306	1:08.879	38.495	229.8	16:16.731									
5	1	<b>2:27.105</b>	41.823	<b>1:07.443</b>	<b>37.839</b>	239.4	18:43.836									
6	1	2:37.860 B	<b>41.501</b>	1:09.452	46.907	237.8	21:21.696									
7	2	5:16.804	3:22.985	1:13.956	39.863	233.4	26:38.500									
8	2	2:31.814	42.528	1:10.412	38.874	240.6	29:10.314									
9	2	2:35.141	42.154	1:10.751	42.236	240.6	31:45.455									
10	2	2:31.414	42.639	1:09.908	38.867	242.3	34:16.869									
11	2	2:41.819	42.867	1:15.944	43.008	223.7	36:58.688									
12	2	<b>2:45.617 B</b>	42.018	1:08.697	54.902	238.9	39:44.305									
<b>18</b>		<b>Porsche 997 GT3 RSR 2009</b> 1. Matthew HOLME 2. Andrew JAMIESON						GT2C								
1	2	3:03.500	1:01.248	1:20.719	41.533	164.1	3:03.500									
2	2	<b>4:03.842 B</b>	44.513	1:43.672	1:35.657	232.9	7:07.342									
3	2	6:37.872	4:39.048	1:13.850	44.974	213.0	13:45.214									
4	2	2:34.441	44.281	1:11.265	38.895	213.4	16:19.655									
5	2	2:33.008	43.358	1:10.692	38.958	233.4	18:52.663									
6	2	2:31.722	43.265	1:10.242	38.215	235.0	21:24.385									
7	2	2:59.133 B	43.435	1:18.214	57.484	235.0	24:23.518									
8	1	4:08.126	2:12.443	1:13.254	42.429	213.9	28:31.644									
9	1	2:34.532	43.022	1:12.461	39.049	230.3	31:06.176									
10	1	2:32.727	43.067	1:10.653	39.007	229.8	33:38.903									
11	1	<b>2:29.930</b>	42.685	1:09.373	<b>37.872</b>	220.3	36:08.833									
12	1	2:30.017	<b>42.635</b>	<b>1:09.002</b>	38.380	234.0	38:38.850									
13	1	<b>4:03.914 B</b>	51.022	1:35.740	1:37.152	122.0	42:42.764									
<b>27</b>		<b>Porsche 997 GT3 RSR 2008</b> 1. Stephen EDWARDS 2. Matt NEAL						GT2C								
1	2	<del>4:02.198</del>	1:55.529	1:23.271	43.398	181.0	4:02.198									
2	2	<b>3:42.339 B</b>	46.520	1:35.545	1:20.274	150.4	7:44.537									
3	2	<del>6:20.419</del>	4:17.984	1:16.449	45.986	200.9	14:04.956									
4	2	<del>2:32.958</del>	43.580	1:10.285	39.093	232.9	16:37.914									
5	2	<del>2:31.136</del>	<b>43.264</b>	1:09.449	<b>38.423</b>	236.1	19:09.050									
6	2	<del>2:31.325</del>	43.646	<b>1:08.844</b>	38.835	236.7	21:40.375									
7	2	<del>2:52.545 B</del>	46.463	1:14.015	52.067	222.7	24:32.920									
8	1	<del>4:49.195</del>	2:52.401	1:15.674	41.120	206.5	29:22.115									
9	1	<del>2:39.182</del>	45.126	1:13.420	40.636	200.5	32:01.297									
10	1	<del>2:35.492</del>	43.796	1:11.611	40.085	235.0	34:36.789									
11	1	<del>2:35.395</del>	43.753	1:11.617	40.025	236.1	37:12.184									
<b>30</b>		<b>Ferrari F430 GTC Evo 2008</b> 1. Mauro RICCI						GT2C								
1	1	3:16.637	1:21.800	1:14.807	40.030	195.9	3:16.637									
2	1	<b>3:54.841 B</b>	43.788	1:38.969	1:32.084	228.7	7:11.478									
3	1	6:49.397	4:55.656	1:13.500	40.241	219.9	14:00.875									
4	1	2:35.155	43.501	1:11.785	39.869	224.2	16:36.030									
5	1	<b>2:31.882</b>	42.961	<b>1:09.937</b>	<b>38.984</b>	231.8	19:07.912									
6	1	<del>2:32.985</del>	<b>42.583</b>	1:10.553	39.849	232.9	21:40.897									
7	1	<del>2:32.769</del>	42.735	1:10.363	39.671	230.8	24:13.666									
8	1	<b>2:46.762 B</b>	42.923	1:10.593	53.246	227.2	27:00.428									
<b>37</b>		<b>Porsche 996 GT3 RS 2002</b> 1. Gilles BOYER						GT2B								
1	1	<b>4:34.617</b>	2:02.111	1:39.996	52.510	127.6	4:34.617									
2	1	<b>4:05.820 B</b>	1:04.207	1:42.835	1:18.778	151.0	8:40.437									
3	1	6:06.272	3:52.099	1:25.934	48.239	163.6	14:46.709									
4	1	3:00.735	53.659	1:21.433	45.643	189.3	17:47.444									
5	1	2:50.468	48.278	1:18.920	43.270	192.2	20:37.912									
6	1	2:48.400	47.237	1:17.829	43.334	185.6	23:26.312									
7	1	<b>2:45.001</b>	46.447	<b>1:16.205</b>	<b>42.349</b>	194.4	26:11.313									
8	1	2:45.744	<b>46.149</b>	1:16.840	42.755	204.1	28:57.057									
9	1	2:47.889	46.579	1:17.092	44.218	214.3	31:44.946									
10	1	2:50.784	46.676	1:16.975	47.133	194.0	34:35.730									
11	1	2:46.832	46.225	1:18.040	42.567	221.8	37:22.562									
12	1	<b>3:30.539 B</b>	48.878	1:25.794	1:15.867	196.6	40:53.101									
<b>48</b>		<b>Ferrari F430 GTC Evo 2010</b> 1. Philip KADOORIE						GT2C								
1	1	<b>5:09.855 B</b>	2:55.691	1:11.231	1:02.933	221.3	5:09.855									
2	1	8:28.190	6:34.656	1:09.975	43.559	225.7	13:38.045									
3	1	2:29.759	42.827	1:07.768	39.164	235.0	16:07.804									
4	1	2:24.959	41.461	<b>1:06.421</b>	37.077	240.0	18:32.763									
5	1	<del>2:34.670</del>	41.757	1:10.666	42.247	240.0	21:07.433									
6	1	<b>2:37.098 B</b>	41.499	1:06.884	48.715	238.3	23:44.531									
7	1	5:58.594	3:57.584	1:12.623	48.387	232.9	29:43.125									
8	1	2:46.624	42.015	1:12.889	51.720	237.8	32:29.749									
9	1	<b>2:24.620</b>	41.293	1:06.705	<b>36.622</b>	241.1	34:54.369									
10	1	2:42.883	<b>41.100</b>	1:16.819	44.964	241.1	37:37.252									



### ENDURANCE RACING LEGENDS 2 - GT2 SPA CLASSIC QUALIFYING 2

#### Sector Analysis

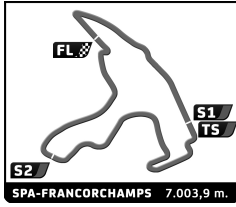
Lap under Red Flag											Invalidated Lap	Personal Best	Session Best	B Crossing the pit lane	
Lap	D	Time	Sector 1	Sector 2	Sector 3	T. Spd	Elapsed	Lap	D	Time	Sector 1	Sector 2	Sector 3	T. Spd	Elapsed
<b>49</b> Porsche 996 GT3 RS 2001 1. Lars ROLNER 2. Pierre-Alain THIBAUT															
1	1	3:13.708B	41.228	1:17.145	1:15.335	238.3	40:50.960	5	1	2:38.421	46.498	1:12.328	39.595	190.7	20:19.782
6	1	2:34.849	43.920	1:11.575	39.354	190.0	22:54.631	7	1	2:33.449	43.575	1:10.919	38.955	197.0	25:28.080
8	1	2:45.264B	43.783	1:10.715	50.766	220.8	28:13.344	8	1	2:45.264B	43.783	1:10.715	50.766	220.8	28:13.344
9	2	4:08.938	2:18.648	1:10.021	40.269	197.4	32:22.282	9	2	4:08.938	2:18.648	1:10.021	40.269	197.4	32:22.282
10	2	2:28.933	42.138	1:08.960	37.835	229.8	34:51.215	10	2	2:28.933	42.138	1:08.960	37.835	229.8	34:51.215
11	2	2:27.817	41.820	1:07.190	38.807	231.8	37:19.032	11	2	2:27.817	41.820	1:07.190	38.807	231.8	37:19.032
12	2	3:15.054B	44.229	1:26.030	1:04.795	180.3	40:34.086	12	2	3:15.054B	44.229	1:26.030	1:04.795	180.3	40:34.086
<b>57</b> Ferrari F430 GTC Evo 2010 1. Charles Jr. SCARDINA															
1	1	3:58.008	1:59.066	1:18.283	40.659	178.7	3:58.008	1	1	5:31.894B	2:47.015	1:32.507	1:12.372	135.1	5:31.894
2	1	3:43.715B	47.775	1:36.676	1:19.264	118.5	7:41.723	2	1	8:56.068	6:49.554	1:20.990	45.524	173.0	14:27.962
3	1	6:11.092	4:16.800	1:14.195	40.097	149.5	13:52.815	3	1	2:42.139	47.477	1:14.368	40.294	201.7	17:10.101
4	1	2:32.864	42.751	1:11.377	38.733	225.7	16:25.676	4	1	2:39.568	44.467	1:14.570	40.531	196.2	19:49.669
5	1	2:31.794	42.558	1:10.510	38.726	217.1	18:57.470	5	1	2:38.413	44.515	1:13.669	40.229	202.5	22:28.082
6	1	2:31.229	42.415	1:10.581	38.233	210.8	21:28.699	6	1	2:39.295	44.261	1:14.219	40.815	206.5	25:07.377
7	1	2:49.298B	42.006	1:19.617	47.675	227.7	24:17.997	7	1	2:39.787	44.829	1:14.325	40.633	196.6	27:47.164
8	1	4:29.708	2:35.601	1:14.288	39.819	156.3	28:47.705	8	1	2:40.649	45.091	1:14.824	40.734	214.8	30:27.813
9	1	2:36.809	44.985	1:13.148	38.676	197.8	31:24.514	9	1	2:57.335B	44.350	1:17.009	55.976	188.6	33:25.148
10	1	2:30.641	42.264	1:10.491	37.886	211.7	33:55.155								
11	1	2:27.130	42.158	1:07.553	37.419	227.7	36:22.285								
12	1	2:29.598	42.638	1:07.765	39.195	223.7	38:51.883								
13	1	3:54.266B	52.727	1:23.035	1:38.504	160.0	42:46.149								
<b>59</b> Porsche 993 GT2 Evo 1999 1. Rémi TERRAIL															
1	1	2:54.947	59.047	1:15.113	40.787	187.6	2:54.947								
2	1	3:52.501B	44.992	1:19.413	1:48.096	198.5	6:47.448								
3	1	7:21.381	5:26.263	1:13.645	41.473	205.7	14:08.829								
4	1	2:36.613	44.042	1:12.166	40.405	196.2	16:45.442								
5	1	2:35.840	43.816	1:11.538	40.486	204.9	19:21.282								
6	1	2:37.221	44.720	1:12.807	39.694	185.9	21:58.503								
7	1	2:34.440	43.773	1:11.113	39.554	196.2	24:32.943								
8	1	2:59.022B	44.144	1:14.127	1:00.751	209.1	27:31.965								
<b>61</b> Toyota Supra GT2 2004 1. Marc BUSCH															
1	1	6:50.358B	3:39.170	1:21.818	1:49.370	184.9	6:50.358								
<b>63</b> Chevrolet Corvette C6 ZR1 2009 1. John EMBERSON 2. Nigel GREENSALL															
1	1	3:13.095B	59.540	1:19.253	54.302	146.5	3:13.095								
2	1	5:24.987B	2:14.655	1:51.818	1:18.514	92.4	8:38.082								
3	1	6:20.587	4:23.477	1:16.131	40.979	175.1	14:58.669								
4	1	2:42.692	44.609	1:16.793	41.290	189.0	17:41.361								
<b>72</b> Porsche 996 GT3 RS 2001 1. Ivo VAN RIET															
1	1	5:31.894B	2:47.015	1:32.507	1:12.372	135.1	5:31.894								
2	1	8:56.068	6:49.554	1:20.990	45.524	173.0	14:27.962								
3	1	2:42.139	47.477	1:14.368	40.294	201.7	17:10.101								
4	1	2:39.568	44.467	1:14.570	40.531	196.2	19:49.669								
5	1	2:38.413	44.515	1:13.669	40.229	202.5	22:28.082								
6	1	2:39.295	44.261	1:14.219	40.815	206.5	25:07.377								
7	1	2:39.787	44.829	1:14.325	40.633	196.6	27:47.164								
8	1	2:40.649	45.091	1:14.824	40.734	214.8	30:27.813								
9	1	2:57.335B	44.350	1:17.009	55.976	188.6	33:25.148								
<b>74</b> Ferrari F430 GTC Evo 2008 1. Kyle TILLEY 2. Phil KEEN															
1	1	6:52.499B	3:42.127	1:21.919	1:48.453	161.3	6:52.499								
2	1	8:32.510	6:30.237	1:15.460	46.813	213.0	15:25.009								
3	1	2:30.988	42.389	1:10.171	38.428	235.6	17:55.997								
4	1	2:35.314	42.132	1:11.807	41.375	237.8	20:31.311								
5	1	2:27.074	41.921	1:07.618	37.535	236.7	22:58.385								
6	1	2:34.499	42.017	1:09.170	43.312	236.7	25:32.884								
7	1	2:42.299B	43.931	1:10.698	47.670	232.4	28:15.183								
8	2	2:39.414	44.114	1:08.064	37.811	232.4	31:54.597								
9	2	2:28.132	41.555	1:08.532	38.045	238.9	34:22.729								
10	2	2:25.421	41.220	1:07.127	37.074	239.4	36:48.150								
11	2	2:39.208B	42.122	1:07.481	49.605	237.2	39:27.358								
<b>75</b> Mosler MT900 R 2009 1. Dennis BUSCH															
1	1	6:38.798B	3:31.866	1:22.564	1:44.368	206.1	6:38.798								
2	1	9:32.329	7:44.143	1:09.529	38.657	204.9	16:11.127								
3	1	2:27.274	42.168	1:07.663	37.443	239.4	18:38.401								
4	1	2:55.810	41.434	1:32.423	41.953	239.4	21:34.211								
5	1	2:30.989	42.039	1:09.942	39.008	231.3	24:05.200								
6	1	2:53.214B	41.913	1:16.769	54.532	213.0	26:58.414								
<b>76</b> Porsche 996 GT3 RSR 2005 1. Stéphane RAFFIN															
1	1	5:26.679B	2:51.937	1:25.561	1:09.181	146.3	5:26.679								
2	1	9:10.056	7:08.525	1:18.261	43.270	184.9	14:36.735								
3	1	2:40.638	45.673	1:14.039	40.926	212.6	17:17.373								
4	1	2:52.257B	45.078	1:15.795	51.384	194.4	20:09.630								
5	1	3:51.183	1:55.244	1:14.372	41.567	212.6	24:00.813								
6	1	2:44.766	45.032	1:16.867	42.867	196.6	26:45.579								
7	1	2:57.615B	44.971	1:16.587	56.057	207.8	29:43.194								



### ENDURANCE RACING LEGENDS 2 - GT2 SPA CLASSIC QUALIFYING 2

#### Sector Analysis

Lap under Red Flag							Invalidated Lap		Personal Best		Session Best		B Crossing the pit lane			
Lap	D	Time	Sector 1	Sector 2	Sector 3	T. Spd	Elapsed	Lap	D	Time	Sector 1	Sector 2	Sector 3	T. Spd	Elapsed	
<b>77</b>	Porsche 997 GT3 RSR 2009 1. Peter CHAMBERS							GT2C								
1	1	3:35.750	1:32.928	1:20.262	42.560	178.7	3:35.750	5	2	<del>2:46.060</del>	46.716	1:17.107	42.237	204.1	23:30.483	
2	1	<b>3:48.482 B</b>	47.949	1:41.560	1:18.973	218.0	7:24.232	6	2	2:42.176	45.490	1:15.554	41.132	186.2	26:12.659	
3	1	6:54.196	4:55.663	1:16.184	42.349	200.9	14:18.428	7	2	2:41.372	<b>45.294</b>	1:15.115	<b>40.963</b>	198.9	28:54.031	
4	1	2:41.010	45.150	1:14.158	41.702	218.5	16:59.438	8	2	3:21.359 B	1:01.072	1:22.328	57.959	172.7	32:15.390	
5	1	<del>2:40.821</del>	44.809	1:14.673	41.339	221.3	19:40.259									
6	1	2:40.512	45.362	1:13.866	41.284	217.1	22:20.771									
7	1	2:39.645	44.647	1:13.463	41.535	223.2	25:00.416									
8	1	2:36.718	<b>44.097</b>	1:12.142	40.479	225.2	27:37.134									
9	1	2:39.173	44.558	1:13.854	40.761	211.7	30:16.307									
10	1	2:48.307	45.433	1:21.293	41.581	172.1	33:04.614									
11	1	2:36.910	44.684	1:12.100	<b>40.126</b>	225.7	35:41.524									
12	1	<b>2:36.556</b>	44.695	<b>1:11.484</b>	40.377	227.7	38:18.080									
13	1	<b>3:56.930 B</b>	46.076	1:39.377	1:31.477	180.0	42:15.010									
<b>78</b>	Ferrari F430 GT2 2008 1. Richard MEINS 2. Rob HUFF							GT2C								
1	1	3:32.174	1:22.690	1:24.524	44.960	157.8	3:32.174									
2	1	<b>3:44.949 B</b>	47.119	1:32.976	1:24.854	211.2	7:17.123									
3	1	6:37.749	4:37.515	1:17.532	42.702	207.0	13:54.872									
4	1	2:42.956	45.446	1:15.085	42.425	224.2	16:37.828									
5	1	2:42.836	46.727	1:14.829	41.280	225.2	19:20.664									
6	1	2:41.486	44.479	1:15.787	41.220	227.2	22:02.150									
7	1	2:38.416	44.279	1:14.036	40.101	227.2	24:40.566									
8	1	2:38.999	43.753	1:13.846	41.400	231.3	27:19.565									
9	1	2:49.150 B	43.628	1:13.387	52.135	229.8	30:08.715									
10	1	4:54.410	2:58.479	1:15.180	40.751	222.7	35:03.125									
11	1	<b>2:35.968</b>	44.165	<b>1:12.001</b>	<b>39.802</b>	233.4	37:39.093									
12	1	<b>3:16.592 B</b>	<b>43.481</b>	1:17.827	1:15.284	229.8	40:55.685									
<b>80</b>	Porsche 996 GT3 RS 2002 1. Alex VAN BREEMEN							GT2B								
1	1	<b>4:37.566</b>	2:21.164	1:22.279	54.123	148.8	4:37.566									
2	1	<b>5:06.605 B</b>	1:23.665	2:07.483	1:35.457	84.4	9:44.171									
3	1	5:04.716	2:52.983	1:24.997	46.736	156.6	14:48.887									
4	1	2:57.961	48.872	1:23.335	45.754	178.7	17:46.848									
5	1	2:56.238	49.377	1:21.408	45.453	170.1	20:43.086									
6	1	3:02.609	50.040	1:20.980	51.589	179.7	23:45.695									
7	1	2:51.060	48.627	1:18.664	43.769	198.1	26:36.755									
8	1	<b>2:48.921</b>	46.906	1:18.425	<b>43.590</b>	191.5	29:25.676									
9	1	2:49.360	47.623	<b>1:17.843</b>	43.894	194.4	32:15.036									
10	1	2:49.080	<b>46.694</b>	1:18.235	44.151	196.2	35:04.116									
11	1	3:11.355	47.580	1:35.186	48.589	195.5	38:15.471									
12	1	<b>3:52.266 B</b>	48.121	1:38.879	1:25.266	183.6	42:07.737									
<b>82</b>	Porsche 996 GT3 R 2000 1. David HARRISON 2. Nathan LUCKEY							GT2B								
1	2	<b>8:01.446 B</b>	5:07.310	1:48.332	1:05.804	122.3	8:01.446									
2	2	7:16.367	4:57.339	1:32.277	46.751	152.4	15:17.813									
3	2	2:45.865	46.483	1:17.059	42.323	202.5	18:03.678									
4	2	<b>2:40.745</b>	46.477	<b>1:13.212</b>	41.056	197.8	20:44.423									
<b>84</b>	Porsche 996 GT3 RSR 2004 1. Giancarlo ROMANO 2. Oliver WEBB							GT2B								
1	2	3:49.105	1:54.469	1:13.552	41.084	191.5	3:49.105									
2	2	<b>3:44.360 B</b>	42.680	1:43.114	1:18.566	228.2	7:33.465									
3	2	6:29.150	4:27.625	1:13.054	48.471	214.8	14:02.615									
4	2	<b>2:31.315</b>	<b>42.334</b>	1:10.319	38.662	229.2	16:33.930									
5	2	<del>2:29.073</del>	42.403	<b>1:08.821</b>	<b>37.849</b>	238.3	19:03.003									
6	2	2:44.247 B	42.649	1:11.741	49.857	209.1	21:47.250									
7	1	4:28.727	2:28.231	1:19.212	41.284	174.5	26:15.977									
8	1	2:45.213	45.713	1:17.688	41.812	201.7	29:01.190									
9	1	2:45.018	45.819	1:16.793	42.406	211.2	31:46.208									
10	1	2:46.321	45.627	1:17.209	43.485	190.7	34:32.529									
11	1	2:43.735	45.971	1:16.504	41.260	201.3	37:16.264									
12	1	<b>3:33.020 B</b>	47.621	1:30.741	1:14.658	161.8	40:49.284									
<b>92</b>	Aston Martin V8 Vantage GT2 2008 1. James THORPE 2. Phil QUAIFFE							GT2C								
1	1	3:49.617	1:50.946	1:15.359	43.312	202.9	3:49.617									
2	1	<b>3:45.600 B</b>	43.956	1:42.031	1:19.613	185.6	7:35.217									
3	1	7:01.483	5:04.786	1:15.295	41.402	225.2	14:36.700									
4	1	2:29.973	42.757	1:08.662	38.554	233.4	17:06.673									
5	1	2:28.542	42.267	1:07.926	38.349	232.4	19:35.215									
6	1	2:41.405 B	44.055	1:09.345	48.005	205.7	22:16.620									
7	2	4:32.650	2:46.350	1:08.257	38.043	232.9	26:49.270									
8	2	2:33.696 B	41.430	1:08.077	44.189	237.8	29:22.966									
9	2	4:17.094	2:30.781	1:07.383	38.930	210.8	33:40.060									
10	2	2:24.106	41.401	1:05.401	37.304	235.6	36:04.166									
11	2	<b>2:23.486</b>	<b>41.244</b>	<b>1:05.162</b>	<b>37.080</b>	236.7	38:27.652									
<b>94</b>	Ferrari F430 GTC Evo 2008 1. Janos SANTA							GT2C								
1	1	<b>8:46.528 B</b>	2:27.664	1:19.944	4:58.920	171.5	8:46.528									
2	1	5:56.702	3:49.992	1:23.216	43.494	176.9	14:43.230									
3	1	2:40.787	44.614	1:15.657	40.516	223.2	17:24.017									
4	1	2:39.046	42.805	1:14.630	41.611	228.7	20:03.063									
5	1	2:38.843	43.168	1:14.547	41.128	224.7	22:41.906									
6	1	2:37.733	42.806	1:14.471	40.456	236.1	25:19.639									
7	1	<b>2:36.750</b>	42.597	1:13.471	40.682	240.0	27:56.389									
8	1	2:37.189	42.694	1:13.815	40.680	225.2	30:33.578									
9	1	2:40.046	43.303	1:15.217	41.526	231.8	33:13.624									
10	1	<del>2:37.345</del>	<b>42.349</b>	1:13.213	41.783	229.8	35:50.969									
11	1	<del>2:34.491</del>	42.543	<b>1:12.596</b>	<b>39.352</b>	228.2	38:25.460									
12	1	<b>3:52.342 B</b>	43.005	1:36.075	1:33.262	187.6	42:17.802									
<b>130</b>	Ferrari F430 GTC Evo 2010 1. David HART 2. Olivier HART							GT2C								
1	2	2:34.646	49.689	1:07.609	37.348	222.7	2:34.646									
2	2	<b>6:14.018 B</b>	41.404	4:19.679	1:12.935	236.1	8:48.664									



### ENDURANCE RACING LEGENDS 2 - GT2 SPA CLASSIC QUALIFYING 2

#### Sector Analysis

Lap under Red Flag							Invalidated Lap		Personal Best		Session Best		B Crossing the pit lane			
Lap	D	Time	Sector 1	Sector 2	Sector 3	T. Spd	Elapsed	Lap	D	Time	Sector 1	Sector 2	Sector 3	T. Spd	Elapsed	
<b>311</b> Porsche 996 GT3 RSR 2004																
1.Hervé DELAUNAY															GT2B	
2.Marie-Amélie DELAUNAY																
1	1	<b>4:35.817</b>	2:08.621	1:33.964	53.232	159.5	4:35.817									
2	1	<b>4:08.878 B</b>	1:03.972	1:43.225	1:21.681	141.6	8:44.695									
3	2	6:02.355	3:51.412	1:23.108	47.835	169.3	14:47.050									
4	2	2:58.833	49.316	1:23.317	46.200	191.5	17:45.883									
5	2	2:56.817	<b>47.965</b>	1:23.012	45.840	185.2	20:42.700									
6	2	2:56.547	48.465	1:20.815	47.267	183.9	23:39.247									
7	2	3:05.358 B	49.111	1:21.782	54.465	178.1	26:44.605									
8	1	4:32.415	2:26.367	1:21.096	44.952	182.9	31:17.020									
9	1	<b>2:51.509</b>	48.707	<b>1:18.365</b>	44.437	189.7	34:08.529									
10	1	2:53.573	48.440	1:20.741	<b>44.392</b>	195.9	37:02.102									
11	1	<b>3:18.323 B</b>	48.565	1:18.305	1:11.453	189.3	40:20.425									
<b>174</b> Porsche 997 GT3 RSR 2009																
1.Guenther SCHINDLER															GT2C	
1	1	<b>5:47.787 B</b>	3:17.935	1:15.173	1:14.679	165.2	5:47.787									
2	1	8:56.392	6:54.872	1:18.303	43.217	186.9	14:44.179									
3	1	2:35.660	44.715	1:11.934	39.011	221.3	17:19.839									
4	1	<b>2:31.430</b>	42.295	<b>1:09.949</b>	39.186	209.9	19:51.269									
5	1	2:33.878	42.736	1:12.279	<b>38.863</b>	225.2	22:25.147									
6	1	<del>2:32.597</del>	42.964	1:11.446	39.187	207.8	24:58.744									
7	1	2:46.047 B	<b>42.197</b>	1:11.169	52.681	220.8	27:44.791									
<b>178</b> Ferrari F430 GT2 2009																
1.Joe MACARI															GT2C	
1	1	3:24.524	1:23.235	1:19.220	42.069	173.6	3:24.524									
2	1	<b>3:50.621 B</b>	42.989	1:32.824	1:34.808	225.2	7:15.145									
3	1	6:28.792	4:34.092	1:11.762	42.938	217.5	13:43.937									
4	1	2:29.485	42.221	1:09.000	<b>38.264</b>	234.5	16:13.422									
5	1	2:36.536	46.793	1:10.234	39.509	207.4	18:49.958									
6	1	2:29.220	<b>41.511</b>	1:09.285	38.424	232.4	21:19.178									
7	1	2:30.053	41.939	1:09.353	38.761	228.2	23:49.231									
8	1	2:42.073	44.602	1:15.550	41.921	223.7	26:31.304									
9	1	<b>2:29.085</b>	41.958	<b>1:08.418</b>	38.709	217.5	29:00.389									
10	1	2:43.688	42.705	1:11.474	49.509	238.9	31:44.077									
11	1	2:30.813	41.789	1:09.842	39.182	236.1	34:14.890									
12	1	2:32.799	42.222	1:10.616	39.961	225.7	36:47.689									
13	1	<b>2:49.751 B</b>	42.049	1:10.306	57.396	232.9	39:37.440									
<b>251</b> Porsche 996 GT3 RS 2002																
1.Giancarlo TANZI															GT2B	
1	1	4:08.523	1:48.012	1:32.116	48.395	132.1	4:08.523									
2	1	<b>3:59.972 B</b>	1:01.424	1:49.724	1:08.824	120.7	8:08.495									
3	1	6:32.749	4:19.116	1:27.182	46.451	131.8	14:41.244									
4	1	2:57.432	50.486	1:21.287	45.659	176.3	17:38.676									
5	1	2:56.629	49.316	1:21.244	46.069	182.2	20:35.305									
6	1	3:07.467 B	50.001	1:22.421	55.045	175.4	23:42.772									
7	1	3:47.989	1:41.913	1:21.523	44.553	179.4	27:30.761									
8	1	2:53.102	48.352	1:20.460	44.290	183.6	30:23.863									
9	1	2:52.010	47.596	1:20.224	44.190	186.6	33:15.873									
10	1	2:49.462	47.453	1:18.043	43.966	189.7	36:05.335									
11	1	<b>2:48.153</b>	<b>47.131</b>	<b>1:17.387</b>	<b>43.635</b>	194.7	38:53.488									
12	1	<b>4:02.379 B</b>	1:01.620	1:44.834	1:15.925	118.6	42:55.867									