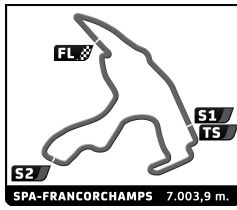


ENDURANCE RACING LEGENDS 2 - GT2 SPA CLASSIC QUALIFYING 1

Sector Analysis

Lap under Red Flag							Invalidated Lap		Personal Best		Session Best		B Crossing the pit lane		
Lap	D	Time	Sector 1	Sector 2	Sector 3	T. Spd	Elapsed	Lap	D	Time	Sector 1	Sector 2	Sector 3	T. Spd	Elapsed
9		Porsche 996 GT3 RS 2001				GT2B									
		1. Paul PHILLIPS													
		2. Dafyd RICHARDS													
1	1	4:22.090	2:00.494	1:32.521	49.075	110.8	4:22.090	9	2	4:34.356	2:38.710	1:15.092	40.554	194.4	27:13.705
2	1	3:00.566	51.930	1:22.779	45.857	174.5	7:22.656	10	2	2:45.211	44.983	1:18.877	41.351	215.2	29:58.916
3	1	2:57.073	50.297	1:20.694	46.082	186.6	10:19.729	11	2	2:37.854	43.931	1:13.369	40.554	225.2	32:36.770
4	1	2:56.443	49.706	1:20.435	46.302	189.3	13:16.172	12	2	2:37.972	43.565	1:13.271	41.136	231.3	35:14.742
5	1	3:20.134	53.386	1:24.554	1:02.194	176.6	16:36.306								
6	2	5:43.262	3:22.678	1:30.577	50.007	168.4	22:19.568								
7	2	2:57.198	50.824	1:21.232	45.142	190.4	25:16.766								
8	2	2:51.066	49.096	1:18.175	43.795	191.1	28:07.832								
9	2	2:49.415	47.538	1:18.501	43.376	200.9	30:57.247								
10	2	2:47.154	47.073	1:16.580	43.501	209.5	33:44.401								
11	2	3:33.240	49.803	1:22.531	1:20.906	171.8	37:17.641								
12		Porsche 993 GT2 1995				GT2A									
		1. Henrique GEMPERLE													
		2. Marc de SIEBENTHAL													
1	1	3:58.639	1:42.748	1:27.162	48.729	145.8	3:58.639								
2	1	2:44.281	47.306	1:15.030	41.945	217.1	6:42.920								
3	1	2:41.793	45.905	1:14.639	41.249	225.7	9:24.713								
4	1	2:40.096	45.377	1:13.621	41.098	228.7	12:04.809								
5	1	3:14.752	51.390	1:24.193	59.169	185.9	15:19.561								
6	1	5:55.449	3:44.999	1:23.783	46.667	173.0	21:15.010								
7	1	2:55.383	48.706	1:21.385	45.292	185.2	24:10.393								
8	1	2:52.153	48.017	1:19.352	44.784	198.9	27:02.546								
9	1	2:48.411	47.458	1:17.567	43.386	209.5	29:50.957								
10	1	2:51.981	49.544	1:18.090	44.347	207.4	32:42.938								
11	1	2:52.042	47.898	1:19.995	44.149	210.4	35:34.980								
16		Aston Martin V12 Vantage GT3 2012				INV									
		1. Dr Afschin FATEMI													
		2. Nick PADMORE													
1	1	5:06.688	2:54.435	1:20.743	51.510	156.8	5:06.688								
2	1	2:35.111	42.891	1:12.460	39.760	226.7	7:41.799								
3	1	2:31.548	43.002	1:09.941	38.605	190.0	10:13.347								
4	1	2:29.461	42.604	1:08.629	38.228	237.2	12:42.808								
5	1	2:29.331	42.167	1:08.757	38.407	237.8	15:12.139								
6	1	2:51.013	42.539	1:16.598	51.876	224.2	18:03.152								
7	1	5:54.043	4:04.503	1:11.227	38.313	227.7	23:57.195								
8	1	2:39.341	43.187	1:08.768	47.386	215.2	26:36.536								
9	1	3:51.451	2:04.605	1:07.995	38.851	225.7	30:27.987								
10	1	2:26.638	41.902	1:07.221	37.515	235.6	32:54.625								
11	1	2:36.413	41.844	1:12.981	41.588	238.3	35:31.038								
30		Ferrari F430 GTC Evo 2008				GT2C									
		1. Mauro RICCI													
1	1	3:28.790	1:25.968	1:19.853	42.969	167.1	3:28.790								
2	1	2:37.828	44.548	1:13.230	40.050	214.8	6:06.618								
3	1	2:33.712	43.585	1:10.349	39.778	225.7	8:40.330								
4	1	2:32.590	43.307	1:10.422	38.861	222.7	11:12.920								
5	1	2:35.552	43.199	1:13.030	39.323	231.8	13:48.472								
6	1	2:33.831	43.774	1:10.603	39.454	229.8	16:22.303								
7	1	2:31.758	42.888	1:09.800	39.070	229.2	18:54.061								
8	1	2:57.745	48.136	1:15.942	53.667	202.9	21:51.806								
9	1	6:20.201	4:26.613	1:13.645	39.943	202.9	28:12.007								
10	1	2:33.196	43.339	1:11.062	38.795	221.3	30:45.203								
11	1	2:31.004	42.615	1:10.191	38.198	232.4	33:16.207								
12	1	2:47.416	43.451	1:09.719	54.246	226.7	36:03.623								
36		Porsche 993 GT2 1999				GT2A									
		1. Mark SUMPTER													
1	1	3:49.042	1:23.863	1:21.571	1:03.608	165.7	3:49.042								
2	1	4:50.037	2:49.688	1:19.107	41.242	192.9	8:39.079								
3	1	2:33.121	43.246	1:10.914	38.961	221.8	11:12.200								
4	1	2:53.541	42.547	1:25.356	45.638	240.6	14:05.741								
5	1	2:31.091	42.179	1:09.669	39.243	232.4	16:36.832								
6	1	3:12.685	48.373	1:21.727	1:02.585	223.2	19:49.517								
37		Porsche 996 GT3 RS 2002				GT2B									
		1. Gilles BOYER													
1	1	3:58.464	1:36.211	1:31.939	50.314	149.3	3:58.464								
2	1	3:01.949	53.383	1:22.571	45.995	176.0	7:00.413								
3	1	3:06.944	50.221	1:20.280	56.443	172.4	10:07.357								
4	1	4:37.218	2:21.129	1:21.509	54.580	178.1	14:44.575								
5	1	3:53.224	1:47.697	1:21.167	44.360	174.2	18:37.799								
6	1	2:52.580	49.035	1:20.201	43.344	171.0	21:30.379								
7	1	2:50.326	48.362	1:18.779	43.185	199.7	24:20.705								
8	1	2:49.555	47.811	1:17.760	43.984	197.0	27:10.260								

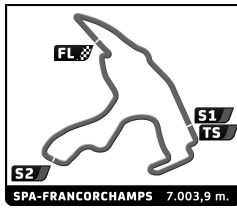


ENDURANCE RACING LEGENDS 2 - GT2

SPA CLASSIC QUALIFYING 1

Sector Analysis

Lap under Red Flag							Invalidated Lap		Personal Best		Session Best		B Crossing the pit lane			
Lap	D	Time	Sector 1	Sector 2	Sector 3	T. Spd	Elapsed	Lap	D	Time	Sector 1	Sector 2	Sector 3	T. Spd	Elapsed	
9	1	2:48.376	47.126	1:17.687	43.563	205.3	29:58.636	7	1	2:33.840	43.363	1:10.172	40.305	210.4	19:11.378	
10	1	2:46.432	46.975	1:16.676	42.781	209.5	32:45.068	8	1	2:32.535	43.801	1:09.890	38.844	213.4	21:43.913	
11	1	2:48.894	46.210	1:18.296	44.388	200.9	35:33.962	9	1	2:52.091 B	44.867	1:12.540	54.684	208.7	24:36.004	
48	Ferrari F430 GTC Evo 2010 1.Philip KADOORIE					GT2C										
1	1	3:22.473	1:09.960	1:23.729	48.784	166.0	3:22.473	1	1	6:19.601	4:18.285	1:17.704	43.612	177.2	6:19.601	
2	1	2:49.339	46.964	1:18.590	43.785	183.6	6:11.812	2	1	2:32.694	44.309	1:09.988	38.397	223.2	8:52.295	
3	1	2:34.676	44.479	1:11.205	38.992	201.7	8:46.488	3	1	2:44.738 B	43.290	1:10.826	50.622	216.6	11:37.033	
4	1	2:31.583	42.776	1:11.040	37.767	216.2	11:18.071	4	1	4:07.140	2:15.564	1:11.720	39.856	207.0	15:44.173	
5	1	2:30.350	42.510	1:08.670	39.170	232.9	13:48.421	5	1	2:30.555	43.064	1:08.649	38.842	229.2	18:14.728	
6	1	2:28.493	42.255	1:07.967	38.271	232.4	16:16.914	6	1	2:29.684	42.907	1:08.376	38.401	232.4	20:44.412	
7	1	2:28.983	42.272	1:07.725	38.986	235.0	18:45.897	7	1	2:52.643 B	43.023	1:12.432	57.188	234.0	23:37.055	
8	1	2:27.457	41.918	1:07.769	37.764	217.1	21:13.348									
9	1	3:12.856 B	48.177	1:25.165	59.514	182.2	24:26.204									
10	1	2:25.408	6:37.266	1:10.243	37.899	224.7	32:51.612									
11	1	2:29.450	41.761	1:08.852	38.837	220.3	35:21.062									
49	Porsche 996 GT3 RS 2001 1.Lars ROLNER 2.Pierre-Alain THIBAUT					GT2B										
1	1	2:59.883	56.787	1:19.585	43.511	169.8	2:59.883	1	1	3:06.782	1:05.559	1:18.408	42.815	154.9	3:06.782	
2	1	2:44.470	46.932	1:14.595	42.943	203.3	5:44.353	2	1	2:38.583	45.105	1:13.392	40.086	208.7	5:45.365	
3	1	2:44.600	47.247	1:14.782	42.571	204.9	8:28.953	3	1	2:36.261	44.431	1:12.124	39.706	202.5	8:21.626	
4	1	3:25.138 B	46.811	1:41.454	56.873	211.7	11:54.091	4	1	2:37.204	44.616	1:12.105	40.483	197.4	10:58.830	
5	1	6:23.412	4:25.715	1:14.354	43.343	190.0	18:17.503	5	1	2:36.617	43.623	1:13.384	39.610	197.0	13:35.447	
6	1	2:40.550	46.649	1:12.816	41.085	214.3	20:58.053	6	1	2:35.757	43.825	1:12.475	39.457	198.9	16:11.204	
7	1	3:27.213 B	45.948	1:27.813	1:13.452	209.9	24:25.266	7	1	2:35.608	43.953	1:10.704	40.951	207.4	18:46.812	
8	1	5:42.449	3:41.521	1:17.852	43.076	186.9	30:07.715	8	1	2:31.922	43.232	1:09.862	38.828	205.3	21:18.734	
9	1	2:45.179	47.179	1:14.989	43.011	203.7	32:52.894	9	1	2:37.915	44.877	1:12.566	40.472	195.5	23:56.649	
10	1	2:44.592	47.069	1:14.671	42.852	213.9	35:37.486	10	1	2:49.588 B	43.723	1:15.542	50.323	185.9	26:46.237	
							11	2	4:33.811	2:41.146	1:11.020	41.645	189.0	31:20.048		
							12	2	2:27.514	42.085	1:07.671	37.758	223.2	33:47.562		
							13	2	3:10.146 B	45.707	1:16.769	1:07.670	182.6	36:57.708		
57	Ferrari F430 GTC Evo 2010 1.Charles Jr. SCARDINA					GT2C										
1	1	4:08.665					4:08.665									
2	1	2:37.458					6:46.123									
3	1	2:33.859					9:19.982									
4	1	2:32.415					11:52.397									
5	1	7:58.303					19:50.700									
6	1	2:31.197					22:21.897									
7	1	2:31.169					24:53.066									
8	1	2:29.385					27:22.451									
9	1	2:33.868					29:56.319									
10	1	2:38.333					32:34.652									
11	1	2:36.944					35:11.596									
59	Porsche 993 GT2 Evo 1999 1.Rémi TERRAIL					GT2A										
1	1	3:34.419	1:32.971	1:17.968	43.480	173.9	3:34.419									
2	1	2:38.347	44.390	1:13.314	40.643	212.6	6:12.766									
3	1	2:36.297	44.026	1:12.179	40.092	195.5	8:49.063									
4	1	2:36.119	43.429	1:13.001	39.689	206.5	11:25.182									
5	1	2:38.240	45.997	1:11.706	40.537	198.1	14:03.422									
6	1	2:34.116	43.641	1:11.004	39.471	215.2	16:37.538									
61	Toyota Supra GT2 2004 1.Marc BUSCH					GT2B										
1	1	6:19.601	4:18.285	1:17.704	43.612	177.2	6:19.601									
2	1	2:32.694	44.309	1:09.988	38.397	223.2	8:52.295									
3	1	2:44.738 B	43.290	1:10.826	50.622	216.6	11:37.033									
4	1	4:07.140	2:15.564	1:11.720	39.856	207.0	15:44.173									
5	1	2:30.555	43.064	1:08.649	38.842	229.2	18:14.728									
6	1	2:29.684	42.907	1:08.376	38.401	232.4	20:44.412									
7	1	2:52.643 B	43.023	1:12.432	57.188	234.0	23:37.055									
63	Chevrolet Corvette C6 ZR1 2009 1.John EMBERSON 2.Nigel GREENSALL					GT2C										
1	1	3:06.782	1:05.559	1:18.408	42.815	154.9	3:06.782									
2	1	2:38.583	45.105	1:13.392	40.086	208.7	5:45.365									
3	1	2:36.261	44.431	1:12.124	39.706	202.5	8:21.626									
4	1	2:37.204	44.616	1:12.105	40.483	197.4	10:58.830									
5	1	2:36.617	43.623	1:13.384	39.610	197.0	13:35.447									
6	1	2:35.757	43.825	1:12.475	39.457	198.9	16:11.204									
7	1	2:35.608	43.953	1:10.704	40.951	207.4	18:46.812									
8	1	2:31.922	43.232	1:09.862	38.828	205.3	21:18.734									
9	1	2:37.915	44.877	1:12.566	40.472	195.5	23:56.649									
10	1	2:49.588 B	43.723	1:15.542	50.323	185.9	26:46.237									
11	2	4:33.811	2:41.146	1:11.020	41.645	189.0	31:20.048									
12	2	2:27.514	42.085	1:07.671	37.758	223.2	33:47.562									
13	2	3:10.146 B	45.707	1:16.769	1:07.670	182.6	36:57.708									
72	Porsche 996 GT3 RS 2001 1.Ivo VAN RIET					GT2B										
1	1	4:56.848	2:34.499	1:32.184	50.165	146.3	4:56.848									
2	1	2:45.513	48.776	1:15.952	40.785	193.3	7:42.361									
3	1	2:49.318 B	45.534	1:12.436	51.348	200.1	10:31.679									
4	1	4:38.774	2:44.712	1:14.231	39.831	193.3	15:10.453									
5	1	2:37.078	44.306	1:13.030	39.742	186.9	17:47.531									
6	1	2:35.960	44.261	1:11.932	39.767	206.1	20:23.491									
7	1	2:36.277	44.295	1:11.602	40.480	202.9	22:59.868									
8	1	2:56.363 B	45.177	1:14.618	56.568	210.4	25:56.231									
9	1	4:44.819	2:44.983	1:18.137	41.699	182.2	30:41.050									
10	1	2:39.675	44.868	1:14.051	40.756	203.3	33:20.725									
11	1	3:03.526 B	44.357	1:12.604	1:06.565	207.8	36:24.251									
74	Ferrari F430 GTC Evo 2008 1.Kyle TILLEY 2.Phil KEEN					GT2C										
1	1	2:57.221	1:04.353	1:12.312	40.556	203.3	2:57.221									
2	1	2:33.183	43.523	1:10.487	39.173	226.2	5:30.404									
3	1	2:30.670	42.950	1:09.123	38.597	231.3	8:01.074									
4	1	2:37.721	42.946	1:12.112	42.663	231.8	10:38.795									
5	1	2:33.899	42.785	1:10.925	40.189	233.4	13:12.694									
6	1	2:29.035	42.266	1:08.632	38.137	235.0	15:41.729									
7	1	2:45.052 B	42.623	1:13.112	49.317	213.0	18:26.781									

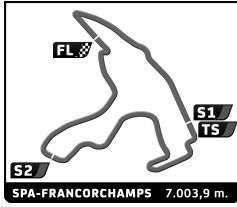


ENDURANCE RACING LEGENDS 2 - GT2 SPA CLASSIC QUALIFYING 1

Sector Analysis

Lap under Red Flag Invalidated Lap Personal Best Session Best Crossing the pit lane

Lap	D	Time	Sector 1	Sector 2	Sector 3	T. Spd	Elapsed	Lap	D	Time	Sector 1	Sector 2	Sector 3	T. Spd	Elapsed
75 Mosler MT900 R 2009 1. Dennis BUSCH GT2C															
1	1	6:20.796	4:24.784	1:14.353	41.659	187.9	6:20.796	1	1	4:23.222	2:04.320	1:29.925	48.977	126.2	4:23.222
2	1	2:32.595	44.154	1:10.000	38.441	223.2	8:53.391	2	1	3:00.839	54.680	1:20.993	45.166	173.9	7:24.061
3	1	2:45.359 B	42.712	1:11.986	50.661	200.9	11:38.750	3	1	2:58.449	50.903	1:20.684	46.862	198.1	10:22.510
4	1	7:15.867	5:27.563	1:08.974	39.330	232.4	18:54.617	4	1	3:07.553	49.823	1:30.719	47.011	182.2	13:30.063
5	1	2:28.823	42.361	1:08.226	38.236	236.7	21:23.440	5	1	2:54.004	48.043	1:18.806	47.155	200.9	16:24.067
6	1	2:30.357	42.092	1:09.109	39.150	223.7	23:53.791	6	1	2:48.553	47.838	1:16.818	43.897	197.8	19:12.620
7	1	2:28.427	42.288	1:08.614	37.525	234.5	26:22.218	7	1	2:58.226	47.445	1:18.904	51.877	182.9	22:10.846
8	1	2:44.116	44.179	1:15.251	44.686	190.4	29:06.334	8	1	3:07.880 B	50.375	1:19.460	58.045	189.0	25:18.726
9	1	2:27.210	41.755	1:07.652	37.803	238.9	31:33.544	9	1	7:53.468	5:43.180	1:24.265	46.023	175.4	33:12.194
76 Porsche 996 GT3 RSR 2005 1. Stéphane RAFFIN GT2B															
1	1	4:58.568	2:37.605	1:31.593	49.370	132.6	4:58.568	10	1	3:20.355 B	49.501	1:19.561	1:11.293	180.0	36:32.549
2	1	2:53.185	48.977	1:20.894	43.314	165.4	7:51.753	80 Porsche 996 GT3 RS 2002 1. Alex VAN BREEMEN GT2B							
3	1	2:58.097 B	46.313	1:18.790	52.994	204.5	10:49.850	1	1	4:23.222	2:04.320	1:29.925	48.977	126.2	4:23.222
4	1	4:01.378	1:58.934	1:20.331	42.113	204.9	14:51.228	2	1	3:00.839	54.680	1:20.993	45.166	173.9	7:24.061
5	1	2:42.190	45.482	1:15.253	41.455	202.1	17:33.418	3	1	2:58.449	50.903	1:20.684	46.862	198.1	10:22.510
6	1	2:41.678	45.012	1:15.284	41.382	211.2	20:15.096	4	1	3:07.553	49.823	1:30.719	47.011	182.2	13:30.063
7	1	2:41.684	44.967	1:15.455	41.262	213.9	22:56.780	5	1	2:54.004	48.043	1:18.806	47.155	200.9	16:24.067
8	1	3:03.685 B	45.425	1:21.145	57.115	213.9	26:00.465	6	1	2:48.553	47.838	1:16.818	43.897	197.8	19:12.620
77 Porsche 997 GT3 RSR 2009 1. Peter CHAMBERS GT2C															
1	1	3:21.546	1:10.074	1:22.973	48.499	165.7	3:21.546	7	1	2:58.226	47.445	1:18.904	51.877	182.9	22:10.846
2	1	2:51.007	48.553	1:18.650	43.804	174.2	6:12.553	8	1	3:07.880 B	50.375	1:19.460	58.045	189.0	25:18.726
3	1	2:44.674	47.644	1:14.721	42.309	209.5	8:57.227	9	1	7:53.468	5:43.180	1:24.265	46.023	175.4	33:12.194
4	1	2:41.490	45.756	1:13.834	41.900	213.9	11:38.717	10	1	3:20.355 B	49.501	1:19.561	1:11.293	180.0	36:32.549
5	1	2:41.081	45.737	1:13.663	41.681	220.8	14:19.798	82 Porsche 996 GT3 R 2000 1. David HARRISON 2. Nathan LUCKEY GT2B							
6	1	2:39.428	45.190	1:12.886	41.352	220.3	16:59.226	1	1	3:59.273	1:46.633	1:25.205	47.435	112.0	3:59.273
7	1	2:40.847	44.984	1:13.412	42.451	223.7	19:40.073	2	1	2:45.805	48.001	1:14.311	43.493	195.9	6:45.078
8	1	3:12.223 B	45.685	1:20.934	1:05.604	205.7	22:52.296	3	1	2:42.037	47.324	1:13.240	41.467	202.9	9:27.109
9	1	5:38.088	3:41.703	1:14.332	42.053	209.9	28:30.384	4	1	2:40.316	46.203	1:12.833	41.280	201.3	12:07.425
10	1	2:38.853	45.123	1:12.817	40.913	213.0	31:09.237	5	1	2:42.984	46.647	1:14.679	41.658	189.0	14:50.409
11	1	2:39.249	44.859	1:13.059	41.331	224.2	33:48.486	6	1	2:52.089 B	46.872	1:15.254	49.963	198.5	17:42.498
12	1	3:18.360 B	45.943	1:18.526	1:13.891	202.9	37:06.846	7	2	5:01.977	3:01.843	1:15.796	44.338	186.6	22:44.475
78 Ferrari F430 GT2 2008 1. Richard MEINS 2. Rob HUFF GT2C															
1	2	23:36.732	...	1:11.612	38.991	212.6	23:36.732	8	2	2:45.885	47.798	1:15.309	42.778	189.7	25:30.360
2	2	2:28.265	42.738	1:07.931	37.596	233.4	26:04.997	9	2	2:46.893	49.171	1:15.118	42.604	184.2	28:17.253
3	2	2:28.103	41.977	1:07.503	38.623	235.0	28:33.100	10	2	2:43.852	47.384	1:14.305	42.163	195.1	31:01.105
4	2	2:38.540 B	41.989	1:08.997	47.554	236.7	31:11.640	11	2	2:43.936	46.741	1:13.916	43.279	202.1	33:45.041
5	1	5:35.672 B	3:02.032	1:23.097	1:10.543	173.0	36:47.312	12	2	3:48.719 B	53.571	1:27.464	1:27.684	157.5	37:33.760
84 Porsche 996 GT3 RSR 2004 1. Giancarlo ROMANO 2. Oliver WEBB GT2B															
1	1	3:06.276	1:08.928	1:15.642	41.706	182.2	3:06.276	88 Aston Martin V8 Vantage GT2 2008 1. James THORPE 2. Phil QUARFEE GT2C							
2	1	2:36.143	44.402	1:11.916	39.825	217.5	5:42.419	1	1	3:24.183	1:32.163	1:11.751	40.269	204.9	3:24.183
3	1	2:33.126	43.413	1:10.947	38.766	226.2	8:15.545	2	1	2:34.637	45.096	1:10.231	39.310	211.7	5:58.820
4	1	2:49.913 B	44.322	1:15.243	50.348	205.3	11:05.458	3	1	2:30.436	43.008	1:08.911	38.517	232.9	8:29.256
5	1	6:15.279	4:11.966	1:18.982	44.331	167.6	17:20.737	4	1	2:42.340 B	42.297	1:08.312	52.731	232.4	11:12.596
6	1	2:49.818	47.171	1:19.226	43.421	195.5	20:10.555	5	1	11:11.977 B	8:48.137	1:25.658	58.182	128.8	22:24.573
7	1	2:48.583	46.841	1:18.674	43.068	195.1	22:59.138								
8	1	2:51.698	46.689	1:19.958	45.051	189.0	25:50.836								
9	1	2:44.006	45.308	1:16.422	42.276	210.4	28:34.842								
10	1	2:59.044	52.669	1:19.838	46.537	139.3	31:33.886								
11	1	2:46.967	46.146	1:18.173	42.648	182.6	34:20.853								
12	1	3:33.045 B	46.829	1:29.884	1:16.332	213.9	37:53.898								



ENDURANCE RACING LEGENDS 2 - GT2 SPA CLASSIC QUALIFYING 1

Sector Analysis

Lap under Red Flag							Invalidated Lap		Personal Best		Session Best		B Crossing the pit lane		
Lap	D	Time	Sector 1	Sector 2	Sector 3	T. Spd	Elapsed	Lap	D	Time	Sector 1	Sector 2	Sector 3	T. Spd	Elapsed
94	Ferrari F430 GTC Evo 2007						GT2C								
		1.Janos SANTA													
1	1	4:16.274					4:16.274								
2	1	9:05.750					13:22.024								
3	1	2:42.607					16:04.631								
4	1	3:00.059 B					19:04.690								
5	1	5:27.032					24:31.722								
6	1	2:40.509					27:12.231								
7	1	2:39.256					29:51.487								
8	1	2:44.551					32:36.038								
9	1	2:37.631					35:13.669								
130	Ferrari F430 GTC Evo 2010						GT2C								
		1.David HART													
		2.Olivier HART													
1	1	3:30.409 B	1:20.705	1:18.713	50.991	162.3	3:30.409								
2	2	5:00.207	3:14.296	1:08.151	37.760	222.3	8:30.616								
3	2	2:27.304	42.437	1:07.283	37.584	231.8	10:57.920								
4	2	2:37.030 B	41.864	1:06.566	48.600	231.8	13:34.950								
5	1	6:32.327	4:40.578	1:11.315	40.434	208.7	20:07.277								
6	1	2:32.940	43.498	1:10.446	38.996	209.9	22:40.217								
7	1	2:33.938	43.326	1:10.768	39.844	220.8	25:14.155								
8	1	2:32.291	43.070	1:10.238	38.983	220.3	27:46.446								
9	1	2:32.105	43.097	1:09.831	39.177	219.4	30:18.551								
10	1	2:32.278	43.831	1:09.497	38.950	217.1	32:50.829								
11	1	2:32.594	42.615	1:11.383	38.596	200.9	35:23.423								
174	Porsche 997 GT3 RSR 2009						GT2C								
		1.Guenther SCHINDLER													
1	1	4:12.899	1:56.141	1:30.106	46.652	139.1	4:12.899								
2	1	2:39.058	44.818	1:14.163	40.077	202.5	6:51.957								
3	1	2:33.004	43.236	1:11.125	38.643	206.1	9:24.961								
4	1	2:33.918	43.006	1:11.001	39.911	218.0	11:58.879								
5	1	2:46.951 B	43.160	1:12.734	51.057	209.1	14:45.830								
6	1	4:12.462	2:22.643	1:10.961	38.858	218.9	18:58.292								
7	1	2:33.079	43.413	1:10.648	39.018	225.2	21:31.371								
8	1	2:36.916	43.490	1:12.246	41.180	232.9	24:08.287								
9	1	2:34.542	43.505	1:12.081	38.956	215.2	26:42.829								
10	1	3:04.256 B	46.878	1:20.556	56.822	161.5	29:47.085								
178	Ferrari F430 GT2 2007						GT2C								
		1.Joe MACARI													
1	1	7:36.851					7:36.851								
2	1	2:57.546					10:34.397								
3	1	2:44.816					13:19.213								
4	1	2:33.552					15:52.765								
5	1	2:31.982					18:24.747								
6	1	2:31.990					20:56.737								
7	1	2:47.909 B					23:44.646								
8	1	5:12.725					28:57.371								
9	1	2:34.002					31:31.373								
10	1	2:28.057					33:59.430								
11	1	3:18.990 B					37:18.420								