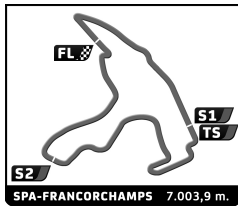


ENDURANCE RACING LEGENDS 1 - LMP-C SPA CLASSIC RACE 1

Sector Analysis

Lap under Red Flag							Invalidated Lap		Personal Best	Session Best	B Crossing the pit lane				
Lap	D	Time	Sector 1	Sector 2	Sector 3	T. Spd	Elapsed	Lap	D	Time	Sector 1	Sector 2	Sector 3	T. Spd	Elapsed
1 Panoz LMP-1 Roadster S 1999 1.Olivier GALANT LMP1A							11	1	2:22.564	39.484	1:06.686	36.394	230.8	28:58.515	
1	1	2:19.638	40.400	1:03.200	36.038	234.5	2:19.638	12	1	2:19.170	39.152	1:04.354	35.664	251.8	31:17.685
2	1	2:16.919	38.787	1:03.000	35.132	260.8	4:36.557	13	1	2:18.755	39.000	1:04.201	35.554	252.4	33:36.440
3	1	2:16.151	38.506	1:02.534	35.111	264.2	6:52.708	14	1	2:18.963	39.041	1:04.252	35.670	251.8	35:55.403
4	1	2:16.603	38.673	1:02.855	35.075	258.8	9:09.311	15	1	2:18.795	38.793	1:04.346	35.656	253.7	38:14.198
5	1	2:17.331	38.907	1:02.963	35.461	255.0	11:26.642	16	1	2:19.238	38.930	1:04.773	35.535	252.4	40:33.436
6	1	2:17.708	38.750	1:03.449	35.509	262.2	13:44.350	17	1	2:19.151	38.973	1:04.735	35.443	253.1	42:52.587
7	1	2:18.149	38.963	1:03.694	35.492	259.5	16:02.499								
8	1	2:17.406	38.909	1:03.455	35.042	258.8	18:19.905								
9	1	2:17.495	38.886	1:03.350	35.259	262.2	20:37.400								
10	1	2:25.352 B	39.054	1:03.632	42.666	260.8	23:02.752								
11	1	4:35.689	2:54.452	1:05.768	35.469	253.7	27:38.441								
12	1	2:18.468	39.198	1:03.844	35.426	258.2	29:56.909								
13	1	2:18.660	38.861	1:03.561	36.238	261.5	32:15.569								
14	1	2:18.729	39.259	1:04.301	35.169	252.4	34:34.298								
15	1	2:17.214	38.782	1:03.268	35.164	263.5	36:51.512								
16	1	2:18.170	38.755	1:03.737	35.678	262.8	39:09.682								
17	1	2:18.758	39.060	1:03.944	35.754	258.2	41:28.440								
2 Maserati MC12 GT1 2008 1.Alexander RITTWEGER GT1B							11	1	2:27.946	43.831	1:07.252	36.863	210.8	2:27.946	
1	1	2:29.631	45.188	1:07.588	36.855	234.5	2:29.631	2	1	2:19.864	38.969	1:05.053	35.842	255.6	4:47.810
2	1	2:25.100	40.807	1:07.178	37.115	244.0	4:54.731	3	1	2:20.285	39.105	1:05.629	35.551	261.5	7:08.095
3	1	2:24.568	40.438	1:06.923	37.207	236.7	7:19.299	4	1	2:21.425	39.095	1:06.599	35.731	248.2	9:29.520
4	1	2:25.849	40.341	1:08.058	37.450	230.3	9:45.148	5	1	2:21.956	39.312	1:06.447	36.197	253.1	11:51.476
5	1	2:24.364	40.504	1:07.047	36.813	242.9	12:09.512	6	1	2:21.405	39.105	1:06.006	36.294	253.1	14:12.881
6	1	2:23.841	39.867	1:06.715	37.259	247.6	14:33.353	7	1	2:29.078 B	39.286	1:06.309	43.483	244.0	16:41.959
7	1	2:31.813 B	39.634	1:08.002	44.177	230.8	17:05.166	8	1	4:37.742	2:56.187	1:05.951	35.604	247.6	21:19.701
8	1	4:40.547	2:56.636	1:06.523	37.388	235.0	21:45.713	9	1	2:21.429	39.355	1:06.261	35.813	248.8	23:41.130
9	1	2:24.449	40.289	1:07.322	36.838	237.8	24:10.162	10	1	2:20.744	39.283	1:05.987	35.474	252.4	26:01.874
10	1	2:24.767	40.153	1:07.173	37.441	224.2	26:34.929	11	1	2:21.235	38.882	1:06.828	35.525	262.8	28:23.109
11	1	2:23.593	40.214	1:06.602	36.777	227.2	28:58.522	12	1	2:21.954	39.245	1:06.551	36.158	250.6	30:45.063
12	1	2:24.625	40.197	1:07.840	36.588	246.4	31:23.147	13	1	2:22.948	39.563	1:07.563	35.822	254.3	33:08.011
13	1	2:23.516	40.028	1:06.859	36.629	229.2	33:46.663	14	1	2:21.964	39.326	1:06.730	35.908	255.0	35:29.975
14	1	2:24.120	39.963	1:07.403	36.754	233.4	36:10.783	15	1	2:21.641	39.207	1:06.186	36.248	259.5	37:51.616
15	1	2:23.880	39.793	1:07.449	36.638	219.9	38:34.663	16	1	2:23.314	39.266	1:07.472	36.576	237.8	40:14.930
16	1	2:24.511	39.989	1:07.401	37.121	236.1	40:59.174	17	1	2:23.769	39.902	1:07.885	35.982	259.5	42:38.699
17	1	2:24.557	40.065	1:07.609	36.883	233.4	43:23.731								
008 Aston Martin DBR9 2006 1.Gregor FISKEN 2.Nico VERDONCK GT1B							13	1	2:35.825	46.740	1:10.998	38.087	217.5	2:35.825	
1	1	2:28.898	44.424	1:07.978	36.496	223.2	2:28.898	2	1	2:26.505	39.975	1:08.154	38.376	205.7	5:02.330
2	1	2:26.175	41.533	1:07.746	36.896	231.3	4:55.073	3	1	2:25.649	39.623	1:08.343	37.683	240.6	7:27.979
3	1	2:24.658	40.473	1:06.754	37.431	236.7	7:19.731	4	1	2:25.550	39.620	1:07.881	38.049	255.6	9:53.529
4	1	2:25.519	40.552	1:07.724	37.243	240.6	9:45.250	5	1	2:24.869	39.691	1:06.746	38.432	251.8	12:18.398
5	1	2:23.157	40.240	1:06.275	36.642	245.8	12:08.407	6	1	2:25.828	39.509	1:08.696	37.623	261.5	14:44.226
6	1	2:22.620	40.157	1:06.178	36.285	246.4	14:31.027	7	1	2:22.795	39.503	1:06.261	37.031	261.5	17:07.021
7	1	2:32.524 B	40.574	1:06.938	45.012	244.6	17:03.551	8	1	2:23.237	39.207	1:07.127	36.903	253.7	19:30.258
8	1	4:51.871	3:10.962	1:04.968	35.941	244.6	21:55.422	9	1	2:32.476 B	40.668	1:06.505	45.303	244.0	22:02.734
9	1	2:18.797	39.216	1:04.152	35.429	250.6	24:14.219								
10	1	2:21.732	39.201	1:04.487	38.044	251.8	26:35.951								
20 Pilbeam MP93 2005 1.Pierre BRUNEAU 2.Marc ROSTAN LMP2B							11	1	2:33.689	46.560	1:09.403	37.726	224.2	2:33.689	
1	1	2:28.898	44.424	1:07.978	36.496	223.2	2:28.898	2	1	2:26.822	41.185	1:08.293	37.344	244.0	5:00.511
2	1	2:26.175	41.533	1:07.746	36.896	231.3	4:55.073	3	1	2:26.009	40.638	1:07.467	37.904	250.6	7:26.520
3	1	2:24.658	40.473	1:06.754	37.431	236.7	7:19.731	4	1	2:28.337	40.870	1:09.941	37.526	246.4	9:54.857
4	1	2:25.519	40.552	1:07.724	37.243	240.6	9:45.250	5	1	2:55.359	40.899	1:33.777	40.683	237.8	12:50.216
5	1	2:23.157	40.240	1:06.275	36.642	245.8	12:08.407	6	1	2:29.447	41.775	1:09.575	38.097	236.1	15:19.663
6	1	2:22.620	40.157	1:06.178	36.285	246.4	14:31.027	7	1	2:27.799	41.384	1:08.668	37.747	240.6	17:47.462
7	1	2:32.524 B	40.574	1:06.938	45.012	244.6	17:03.551	8	1	2:40.706 B	41.376	1:09.769	49.561	231.8	20:28.168
8	1	4:51.871	3:10.962	1:04.968	35.941	244.6	21:55.422	9	1	4:41.224	2:53.562	1:09.994	37.668	236.7	25:09.392
9	1	2:18.797	39.216	1:04.152	35.429	250.6	24:14.219	10	1	2:32.063	41.389	1:12.828	37.846	240.0	27:41.455
10	1	2:21.732	39.201	1:04.487	38.044	251.8	26:35.951	11	1	2:26.408	40.742	1:08.385	37.281	245.2	30:07.863



ENDURANCE RACING LEGENDS 1 - LMP-C SPA CLASSIC RACE 1

Sector Analysis

Lap under Red Flag Invalidated Lap Personal Best Session Best Crossing the pit lane

Lap	D	Time	Sector 1	Sector 2	Sector 3	T. Spd	Elapsed	Lap	D	Time	Sector 1	Sector 2	Sector 3	T. Spd	Elapsed
12	1	2:25.829	40.681	1:07.347	37.801	249.4	32:33.692	6	1	2:24.896	40.823	1:06.409	37.664	242.3	14:39.445
13	1	2:30.169	41.616	1:10.626	37.927	244.0	35:03.861	7	1	2:33.860	41.009	1:07.210	45.641	240.6	17:13.305
14	1	2:29.476	41.314	1:09.918	38.244	248.2	37:33.337	8	1	4:42.245	2:57.863	1:06.896	37.486	231.3	21:55.550
15	1	2:41.816	40.975	1:10.922	49.919	248.2	40:15.153	9	1	2:26.392	41.135	1:07.444	37.813	238.9	24:21.942
16	1	2:32.224	43.919	1:10.272	38.033	239.4	42:47.377	10	1	2:27.944	41.227	1:08.805	37.912	239.4	26:49.886

24	DBA 03S 2004 1.Emile BREITTMAYER	LMP1B					
1	1	2:25.412	43.107	1:05.554	36.751	237.8	2:25.412
2	1	2:21.565	40.776	1:04.746	36.043	248.2	4:46.977
3	1	2:22.086	40.303	1:05.960	35.823	236.7	7:09.063
4	1	2:21.419	39.913	1:05.579	35.927	251.8	9:30.482
5	1	2:23.127	40.448	1:06.760	35.919	220.8	11:53.609
6	1	2:21.196	40.132	1:05.199	35.865	250.6	14:14.805
7	1	2:22.053	39.830	1:05.879	36.344	237.2	16:36.858
8	1	2:28.914	40.228	1:05.515	43.171	251.8	19:05.772
9	1	4:40.052	3:00.558	1:03.930	35.564	248.2	23:45.824
10	1	2:18.824	39.849	1:03.856	35.119	251.8	26:04.648
11	1	2:20.425	39.529	1:04.741	36.155	253.7	28:25.073
12	1	2:21.091	39.919	1:04.715	36.457	255.6	30:46.164
13	1	2:18.363	38.967	1:04.563	34.833	248.2	33:04.527
14	1	2:16.512	38.936	1:02.541	35.035	254.3	35:21.039
15	1	2:19.097	40.243	1:04.054	34.800	254.3	37:40.136
16	1	2:17.889	39.141	1:03.797	34.951	255.6	39:58.025
17	1	2:16.645	38.951	1:01.670	36.024	256.2	42:14.670

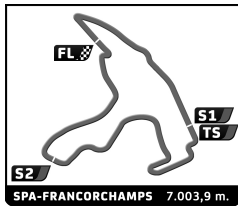
25	MG EX264 2005 1.Mike NEWTON	LMP2B					
1	1	2:24.504	42.465	1:05.128	36.911	241.1	2:24.504
2	1	2:20.842	39.851	1:04.703	36.288	248.2	4:45.346
3	1	2:19.673	39.471	1:04.140	36.062	248.8	7:05.019
4	1	2:19.451	39.348	1:03.678	36.425	248.2	9:24.470
5	1	2:20.025	39.801	1:03.792	36.432	247.0	11:44.495
6	1	2:19.800	39.617	1:03.965	36.218	246.4	14:04.295
7	1	2:20.160	39.716	1:04.246	36.198	245.2	16:24.455
8	1	2:20.553	40.092	1:03.846	36.615	247.0	18:45.008
9	1	2:19.031	39.590	1:03.766	35.675	244.6	21:04.039
10	1	2:26.134	39.263	1:03.443	43.428	247.0	23:30.173
11	1	4:43.923	3:00.164	1:07.246	36.513	234.5	28:14.096
12	1	2:19.702	39.869	1:03.601	36.232	247.0	30:33.798
13	1	2:19.442	39.037	1:03.416	36.989	247.6	32:53.240
14	1	2:23.838	39.599	1:07.471	36.768	244.0	35:17.078
15	1	2:19.175	39.739	1:03.272	36.164	250.0	37:36.253
16	1	2:19.370	39.226	1:03.963	36.181	250.6	39:55.623
17	1	2:18.411	39.293	1:02.966	36.152	250.0	42:14.034

31	Courage C65 2004 1.Mark DRAIN	LMP2B					
1	1	2:31.842	45.766	1:08.483	37.593	217.5	2:31.842
2	1	2:26.819	41.479	1:07.489	37.851	240.6	4:58.661
3	1	2:25.377	41.473	1:06.706	37.198	234.5	7:24.038
4	1	2:25.016	40.844	1:06.929	37.243	243.4	9:49.054
5	1	2:25.495	41.128	1:06.632	37.735	236.7	12:14.549

33	Marcos Mantara LM600 2001 1.Cor EUSER	GT1B					
1	1	2:37.481	48.113	1:11.453	37.915	219.9	2:37.481
2	1	2:29.240	41.436	1:09.953	37.851	238.3	5:06.721
3	1	2:28.508	41.374	1:09.656	37.478	234.0	7:35.229
4	1	2:27.995	41.059	1:09.484	37.452	233.4	10:03.224
5	1	2:28.780	41.278	1:09.780	37.722	229.2	12:32.004
6	1	2:28.446	41.127	1:09.959	37.360	237.2	15:00.450
7	1	2:38.328	41.306	1:09.772	47.250	238.9	17:38.778
8	1	4:39.525	2:52.807	1:09.253	37.465	233.4	22:18.303
9	1	2:26.993	41.206	1:08.718	37.069	245.8	24:45.296
10	1	2:26.313	40.824	1:08.804	36.685	247.0	27:11.609
11	1	2:26.545	40.489	1:08.695	37.361	245.8	29:38.154
12	1	2:26.596	40.769	1:08.686	37.141	240.6	32:04.750
13	1	2:40.845	41.001	1:08.554	51.290	250.6	34:45.595

39	Lola B05/40 2005 1.Peter WOLF	LMP2B					
1	1	2:28.342	44.168	1:07.152	37.022	204.5	2:28.342
2	1	2:21.522	39.159	1:06.139	36.224	243.4	4:49.864
3	1	2:20.367	39.950	1:04.134	36.283	251.2	7:10.231
4	1	2:21.407	39.272	1:06.178	35.957	230.8	9:31.638
5	1	2:23.444	39.166	1:04.728	39.550	251.8	11:55.082
6	1	2:20.699	39.906	1:04.883	35.910	223.2	14:15.781
7	1	2:20.437	38.658	1:04.788	36.991	255.0	16:36.218
8	1	2:32.711	40.970	1:05.987	45.754	251.8	19:08.929
9	1	4:52.013	3:10.913	1:05.205	35.895	207.4	24:00.942
10	1	2:19.656	38.979	1:05.180	35.497	250.0	26:20.598
11	1	2:25.441	43.272	1:06.673	35.496	250.6	28:46.039
12	1	2:22.541	39.385	1:03.632	39.524	251.8	31:08.580
13	1	2:20.572	40.772	1:03.912	35.888	248.8	33:29.152
14	1	2:17.452	39.003	1:03.092	35.357	253.7	35:46.604
15	1	2:16.809	39.067	1:03.058	34.684	255.6	38:03.413
16	1	2:17.057	38.903	1:02.827	35.327	255.0	40:20.470
17	1	2:21.045	38.532	1:04.003	38.510	257.5	42:41.515

43	Lotus Elise GT1 1997 1.Liam HEZEMANS 2.Loris HEZEMANS	GT1A					
1	2	2:22.942	40.923	1:05.792	36.227	235.0	2:22.942
2	2	2:20.021	39.609	1:05.045	35.367	240.6	4:42.963
3	2	2:17.558	38.173	1:04.193	35.192	251.2	7:00.521

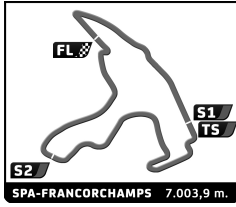


ENDURANCE RACING LEGENDS 1 - LMP-C SPA CLASSIC RACE 1

Sector Analysis

Lap under Red Flag Invalidated Lap Personal Best Session Best Crossing the pit lane

Lap	D	Time	Sector 1	Sector 2	Sector 3	T. Spd	Elapsed	Lap	D	Time	Sector 1	Sector 2	Sector 3	T. Spd	Elapsed
45 Lola-MG EX257 2002 1.Nel STARK LMP2B															
1	1	2:42.660	50.037	1:12.262	40.361	189.7	2:42.660								
2	1	2:33.516	43.586	1:10.319	39.611	202.9	5:16.176								
3	1	2:31.554	42.183	1:09.485	39.886	215.7	7:47.730								
4	1	2:30.912	41.829	1:09.354	39.729	223.7	10:18.642								
5	1	2:33.373	42.431	1:10.635	40.307	204.5	12:52.015								
6	1	2:30.408	41.973	1:09.592	38.843	206.1	15:22.423								
7	1	2:30.027	42.588	1:08.746	38.693	212.6	17:52.450								
8	1	2:39.500	42.133	1:08.481	48.886	220.8	20:31.950								
9	1	4:53.816	3:07.081	1:08.391	38.344	220.3	25:25.766								
10	1	2:28.652	41.871	1:08.597	38.184	210.4	27:54.418								
11	1	2:27.360	41.507	1:08.121	37.732	212.6	30:21.778								
12	1	2:28.694	41.117	1:08.530	39.047	230.8	32:50.472								
13	1	2:29.312	41.606	1:09.215	38.491	208.7	35:19.784								
14	1	2:28.798	41.617	1:08.688	38.493	204.1	37:48.582								
15	1	2:30.810	41.499	1:09.993	39.318	213.0	40:19.392								
16	1	2:30.080	41.735	1:09.193	39.152	215.7	42:49.472								
65 Lindsay LMP2 675 2002 1.Guillaume GAGNARD LMP2B 2.Jean-François BESSON															
1	1	2:42.599	49.403	1:12.412	40.784	215.7	2:42.599								
2	1	2:39.034	42.959	1:16.030	40.045	225.2	5:21.633								
3	1	2:39.037	43.699	1:14.479	40.859	216.2	8:00.670								
4	1	2:38.080	43.336	1:13.789	40.955	206.5	10:38.750								
5	1	2:36.554	44.006	1:12.407	40.141	214.3	13:15.304								
6	1	2:48.399	44.313	1:12.676	51.410	206.1	16:03.703								
99 Pilbeam MP91 2004 1.Marc ROSTAN LMP2B 2.Pierre BRUNEAU															
1	1	2:39.231	48.841	1:11.308	39.082	213.4	2:39.231								
2	1	2:32.751	43.448	1:10.126	39.177	223.2	5:11.982								
3	1	2:32.979	43.716	1:10.271	38.992	222.7	7:44.961								
4	1	2:31.750	43.499	1:09.310	38.941	226.2	10:16.711								
5	1	2:33.570	43.742	1:09.493	40.335	225.2	12:50.281								
6	1	2:30.715	43.115	1:08.646	38.954	226.7	15:20.996								
7	1	2:29.241	42.896	1:08.302	38.043	228.7	17:50.237								
8	1	2:39.177	43.063	1:08.109	48.005	225.2	20:29.414								
9	1	4:49.607	3:02.744	1:08.401	38.462	223.7	25:19.021								
10	1	2:30.113	42.741	1:09.195	38.177	225.7	27:49.134								
11	1	2:28.697	42.652	1:07.962	38.083	227.7	30:17.831								
12	1	2:29.682	42.654	1:08.169	38.859	228.7	32:47.513								
13	1	2:29.340	42.457	1:07.911	38.972	227.2	35:16.853								
14	1	2:30.044	43.090	1:09.024	37.930	230.8	37:46.897								
15	1	2:30.336	42.298	1:10.143	37.895	229.8	40:17.233								
16	1	2:30.747	42.442	1:10.132	38.173	234.0	42:47.980								
150 Zytek 04S 2004 1.Alfie BRIGGS LMP1B															
1	1	2:22.899	41.074	1:05.858	35.967	217.1	2:22.899								
2	1	2:15.735	38.989	1:02.218	34.528	257.5	4:38.634								
3	1	2:14.793	38.232	1:02.159	34.402	258.8	6:53.427								
4	1	2:16.376	38.136	1:03.520	34.720	258.8	9:09.803								
5	1	2:14.330	38.398	1:01.786	34.146	258.2	11:24.133								
6	1	2:14.090	38.161	1:01.701	34.228	257.5	13:38.223								
7	1	2:13.752	37.802	1:01.633	34.317	259.5	15:51.975								
8	1	2:14.422	38.198	1:01.774	34.450	258.2	18:06.397								
9	1	2:24.295	37.988	1:01.671	44.636	259.5	20:30.692								
10	1	5:22.677	3:45.510	1:02.775	34.392	255.0	25:53.369								
11	1	2:17.956	38.302	1:05.200	34.454	256.9	28:11.325								
12	1	2:14.210	38.166	1:01.959	34.085	257.5	30:25.535								
13	1	2:15.345	37.951	1:03.483	33.911	238.3	32:40.880								
14	1	2:13.149	37.786	1:01.654	33.709	260.2	34:54.029								
15	1	2:13.460	37.775	1:01.743	33.942	261.5	37:07.489								
16	1	2:12.609	37.725	1:01.035	33.849	259.5	39:20.098								
17	1	2:12.429	37.531	1:01.193	33.705	262.2	41:32.527								
996 Porsche 996 Bi-Turbo GT2 R 2003 1.Markus PALTTALA GT1B															
1	1	2:32.792	46.169	1:09.013	37.610	224.2	2:32.792								
2	1	2:27.048	41.106	1:08.241	37.701	244.0	4:59.840								



ENDURANCE RACING LEGENDS 1 - LMP-C SPA CLASSIC RACE 1

Sector Analysis

■ Lap under Red Flag
 ■ Invalidated Lap
 ■ Personal Best
 ■ Session Best
 B Crossing the pit lane

Lap	D	Time	Sector 1	Sector 2	Sector 3	T. Spd	Elapsed	Lap	D	Time	Sector 1	Sector 2	Sector 3	T. Spd	Elapsed
3	1	2:25.756	40.785	1:07.412	37.559	239.4	7:25.596								
4	1	2:26.802	41.003	1:08.115	37.684	248.8	9:52.398								
5	1	2:28.215	41.169	1:09.127	37.919	234.5	12:20.613								
6	1	2:27.914	41.265	1:08.758	37.891	240.6	14:48.527								
7	1	2:27.795	41.044	1:08.855	37.896	243.4	17:16.322								
8	1	2:28.885	41.507	1:08.954	38.424	244.0	19:45.207								
9	1	2:35.501 B	41.237	1:09.129	45.135	242.3	22:20.708								
10	1	4:56.353	3:08.759	1:09.757	37.837	240.6	27:17.061								
11	1	2:27.381	41.131	1:08.619	37.631	240.6	29:44.442								
12	1	2:28.225	40.951	1:08.903	38.371	242.9	32:12.667								
13	1	2:30.298	41.228	1:10.650	38.420	243.4	34:42.965								
14	1	2:30.641	41.403	1:10.588	38.650	240.0	37:13.606								
15	1	2:30.513	41.587	1:10.279	38.647	235.0	39:44.119								
16	1	2:32.355	41.472	1:10.314	40.569	236.1	42:16.474								