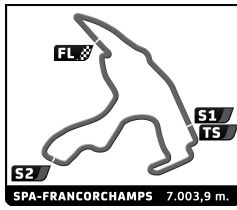


## CLASSIC ENDURANCE RACING 2 SPA CLASSIC RACE

### Sector Analysis

Lap under Red Flag											Invalidated Lap	Personal Best	Session Best	B Crossing the pit lane		
Lap	D	Time	Sector 1	Sector 2	Sector 3	T. Spd	Elapsed	Lap	D	Time	Sector 1	Sector 2	Sector 3	T. Spd	Elapsed	
<b>1</b>		<b>Lola T286 1976</b>					P+2L									
		1. Maxime GUENAT														
1	1	2:30.257			37.846		2:30.257	4	1	4:44.996	1:46.205	2:08.610	50.181	79.8	14:01.793	
2	1	2:29.557	41.993	1:09.668	37.896	231.3	4:59.814	5	1	2:35.637	43.929	1:11.328	40.380	192.5	16:37.430	
3	1	3:24.896	41.159	1:16.658	1:27.079	236.1	8:24.710	6	1	2:34.671	44.088	1:10.980	39.603	187.9	19:12.101	
4	1	5:10.639	1:41.043	2:06.903	1:22.693	79.8	13:35.349	7	1	2:34.023	43.732	1:11.006	39.285	213.0	21:46.124	
5	1	2:28.180	41.444	1:08.779	37.957	237.2	16:03.529	8	1	2:35.983	44.780	1:11.721	39.482	179.7	24:22.107	
6	1	2:27.405	41.627	1:07.627	38.151	250.0	18:30.934	9	1	2:36.742	43.466	1:12.026	41.250	213.0	26:58.849	
7	1	2:27.554	41.228	1:08.365	37.961	242.9	20:58.488	10	1	2:32.960	43.679	1:09.882	39.399	198.9	29:31.809	
8	1	<b>2:26.279</b>	40.808	<b>1:07.532</b>	37.939	244.0	23:24.767	11	1	5:56.417 <b>B</b>	3:44.310	1:32.244	39.863	74.0	35:28.226	
9	1	2:27.637	40.824	1:08.221	38.592	239.4	25:52.404	12	1	2:34.350	43.810	1:11.387	<b>39.153</b>	226.7	38:02.576	
10	1	2:27.396	40.711	1:08.566	38.119	244.6	28:19.800	13	1	2:38.077	46.864	1:10.622	40.591	218.0	40:40.653	
11	1	3:32.149	41.473	1:29.822	1:20.854	240.0	31:51.949	14	1	3:28.179	44.041	1:17.368	1:26.770	219.4	44:08.832	
12	1	5:08.688 <b>B</b>	3:20.921	1:08.775	38.992	232.9	37:00.637	15	1	4:56.432	1:43.098	2:08.682	1:04.652	75.6	49:05.264	
13	1	2:27.707	40.946	1:09.136	<b>37.625</b>	240.6	39:28.344	16	1	2:35.720	44.922	1:10.912	39.886	221.8	51:40.984	
14	1	2:27.683	40.642	1:08.949	38.092	246.4	41:56.027	17	1	<b>2:32.506</b>	43.366	<b>1:09.576</b>	39.564	233.4	54:13.490	
15	1	4:25.601	59.512	2:02.631	1:23.458	76.7	46:21.628	18	1	2:34.176	43.566	1:10.935	39.675	212.6	56:47.666	
16	1	3:44.148	1:40.875	1:25.393	37.880	72.3	50:05.776	19	1	2:32.718	<b>43.245</b>	1:10.231	39.242	222.7	59:20.384	
17	1	2:27.045	<b>40.574</b>	1:08.456	38.015	233.4	52:32.821	20	1	2:33.718	43.350	1:10.441	39.927	220.8	1:01:54.102	
18	1	2:29.143	41.047	1:09.277	38.819	235.6	55:01.964	21	1	2:36.041	43.402	1:11.958	40.681	220.3	1:04:30.143	
19	1	2:28.816	41.303	1:09.603	37.910	229.8	57:30.780									
20	1	2:28.067	40.930	1:08.841	38.296	236.7	59:58.847									
21	1	2:27.973	40.885	1:08.867	38.221	238.9	1:02:26.820									
<b>10</b>		<b>Porsche 935 1980</b>					GT2									
		1. Jim NORMAN														
		2. Nick PADMORE														
1	1	2:47.371			40.917		2:47.371	1	1	2:29.774			37.662		2:29.774	
2	1	2:40.134	44.128	1:13.842	42.164	213.0	5:27.505	2	1	2:30.835	42.020	1:10.618	38.197	220.8	5:00.609	
3	1	4:02.511	43.958	1:46.737	1:31.816	212.6	9:30.016	3	1	3:26.617	41.341	1:17.336	1:27.940	220.8	8:27.226	
4	1	4:35.931	1:43.643	2:08.621	43.667	75.0	14:05.947	4	1	5:14.366	1:46.023	2:08.227	1:20.116	74.2	13:41.592	
5	1	2:38.870	44.179	1:13.868	40.823	195.5	16:44.817	5	1	2:30.012	42.103	1:10.590	37.319	212.6	16:11.604	
6	1	2:38.985	44.471	1:13.968	40.546	200.9	19:23.802	6	1	2:29.450	41.461	1:10.070	37.919	217.1	18:41.054	
7	1	2:37.106	43.727	1:13.245	40.134	198.1	22:00.908	7	1	2:30.789	42.780	1:09.526	38.483	209.9	21:11.843	
8	1	2:36.900	43.297	1:13.123	40.480	201.3	24:37.808	8	1	2:32.389	45.205	1:09.443	37.741	231.3	23:44.232	
9	1	2:39.215	44.291	1:13.698	41.226	198.1	27:17.023	9	1	2:30.717	41.967	1:10.235	38.515	227.2	26:14.949	
10	1	2:39.992	43.735	1:13.083	43.174	198.5	29:57.015	10	1	2:31.080	41.607	1:10.730	38.743	223.7	28:46.029	
11	2	6:03.553 <b>B</b>	3:56.336	1:24.570	42.647	79.3	36:00.568	11	1	4:12.645	41.631	2:01.999	1:29.015	234.5	32:58.674	
12	2	2:42.340	45.856	1:14.571	41.913	185.9	38:42.908	12	1	5:11.906 <b>B</b>	3:24.388	1:09.582	37.936	220.8	38:10.580	
13	2	2:41.028	44.316	1:13.753	42.959	194.7	41:23.936	13	1	2:30.241	42.603	1:08.900	38.738	225.7	40:40.821	
14	2	4:07.568	45.321	1:58.286	1:23.961	202.9	45:31.504	14	1	2:37.385	40.908	1:18.980	1:27.497	234.0	44:08.206	
15	2	4:14.523	1:42.320	1:50.769	41.434	72.1	49:46.027	15	1	4:57.263	1:43.204	2:08.716	1:05.343	74.6	49:05.469	
16	2	2:38.745	44.649	1:13.600	40.496	181.3	52:24.772	16	1	2:27.701	41.705	1:08.553	37.443	240.0	51:33.170	
17	2	2:37.614	44.166	1:13.048	40.400	190.0	55:02.386	17	1	2:26.338	41.094	<b>1:08.158</b>	37.086	228.7	53:59.508	
18	2	<b>2:36.012</b>	<b>42.790</b>	1:13.446	<b>39.776</b>	195.1	57:38.398	18	1	<b>2:25.657</b>	<b>40.464</b>	1:08.268	<b>36.925</b>	238.3	56:25.165	
19	2	2:36.423	43.302	1:13.162	39.959	200.1	1:00:14.821	19	1	2:28.518	40.561	1:09.402	38.555	229.2	58:53.683	
20	2	2:36.147	43.356	<b>1:12.728</b>	40.063	205.3	1:02:50.968	20	1	2:31.434	41.564	1:09.677	40.193	229.8	1:01:25.117	
								21	1	2:26.930	41.025	1:08.351	37.554	226.2	1:03:52.047	
<b>13</b>		<b>Lola T298 1981</b>					P-2L									
		1. Simon NOBILI														
1	1	2:50.618					2:50.618	1	1	2:50.618			<b>41.741</b>		2:50.618	
2	1	<b>3:20.665</b>	<b>47.611</b>	<b>1:28.560</b>			6:11.283	2	1	<b>3:20.665</b>	<b>47.611</b>	<b>1:28.560</b>	1:04.494	163.3	6:11.283	
<b>11</b>		<b>Cheetah G601 1976</b>					P-2L									
		1. Beat EGGIMANN														
1	1	2:44.723			41.228		2:44.723	1	1	2:52.713			<b>41.658</b>		2:52.713	
2	1	2:36.857	44.095	1:11.735	41.027	204.9	5:21.580	2	1	2:42.800	<b>45.105</b>	1:14.776	42.919	196.2	5:35.513	
3	1	3:55.217	44.000	1:41.594	1:29.623	220.8	9:16.797	3	1	4:11.941	45.790	1:55.468	1:30.683	222.7	9:47.454	
<b>18</b>		<b>Lola T296 1975</b>					P-2L									
		1. John BARBOUR														

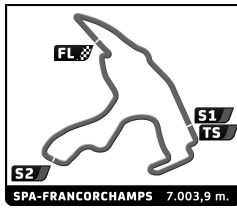


## CLASSIC ENDURANCE RACING 2 SPA CLASSIC RACE

### Sector Analysis

Lap under Red Flag    Invalidated Lap    Personal Best    Session Best    Crossing the pit lane

Lap	D	Time	Sector 1	Sector 2	Sector 3	T. Spd	Elapsed	Lap	D	Time	Sector 1	Sector 2	Sector 3	T. Spd	Elapsed
19	1	2:42.318	45.462	1:14.737	42.119	221.3	1:02:45.087								
<b>20</b> Porsche 935 1976 1. Eric ZUCCATTI GT2															
1	1	2:56.507			42.247		2:56.507								
2	1	2:46.132	45.791	1:17.125	43.216	190.7	5:42.639								
3	1	4:17.528	45.683	2:04.773	1:27.072	195.9	10:00.167								
4	1	4:24.812	1:42.515	1:59.924	42.373	71.9	14:24.979								
5	1	2:44.018	45.769	1:16.301	41.948	210.4	17:08.997								
6	1	2:43.203	45.330	1:16.133	41.740	208.2	19:52.200								
7	1	2:44.278	45.284	1:16.814	42.180	201.3	22:36.478								
8	1	2:44.614	46.179	1:16.582	41.853	200.1	25:21.092								
<b>21</b> Chevron B26 1974 1. John EMBERSON P-2L 2. Nigel GREENSALL															
1	1	2:42.933			40.414		2:42.933								
2	1	2:38.986	45.059	1:12.163	41.764	194.7	5:21.919								
3	1	3:57.870	44.647	1:42.808	1:30.415	201.7	9:19.789								
4	1	4:43.672	1:44.954	2:07.936	50.782	75.1	14:03.461								
5	1	2:37.809	45.299	1:11.725	40.785	195.1	16:41.270								
6	1	2:37.619	44.212	1:12.135	41.272	192.2	19:18.889								
7	1	2:37.954	44.406	1:12.278	41.270	193.3	21:56.843								
8	1	2:38.291	43.763	1:13.669	40.859	197.4	24:35.134								
9	1	2:35.270	43.776	1:11.142	40.352	212.6	27:10.404								
10	1	2:41.237	44.558	1:13.217	43.462	200.9	29:51.641								
11	2	6:00.769	4:03.625	1:18.039	39.105	73.3	35:52.410								
12	2	2:30.752	43.107	1:09.007	38.638	228.7	38:23.162								
13	2	2:28.142	42.334	1:07.624	38.184	232.9	40:51.304								
14	2	3:27.862	41.957	1:19.373	1:26.532	232.4	44:19.166								
15	2	4:51.432	1:43.643	2:08.783	59.006	70.5	49:10.598								
16	2	2:29.717	42.011	1:08.813	38.893	231.3	51:40.315								
17	2	2:28.647	42.524	1:07.801	38.322	230.8	54:08.962								
18	2	2:29.087	42.343	1:08.423	38.321	216.6	56:38.049								
19	2	2:28.677	42.349	1:08.112	38.216	219.9	59:06.726								
20	2	2:29.490	42.172	1:08.584	38.734	230.8	1:01:36.216								
21	2	2:27.813	41.964	1:07.695	38.154	230.8	1:04:04.029								
<b>28</b> BMW M1 Procar 1979 1. Michael HINDERER GT2															
1	1	2:59.958			44.241		2:59.958								
2	1	2:52.259	47.765	1:18.702	45.792	201.7	5:52.217								
3	1	4:18.887	48.216	2:01.120	1:29.551	166.8	10:11.104								
4	1	4:22.549	1:37.459	1:59.624	45.466	75.4	14:33.653								
5	1	2:50.337	48.045	1:18.431	43.861	189.3	17:23.990								
6	1	2:48.820	47.910	1:17.265	43.645	194.0	20:12.810								
7	1	2:52.153	48.154	1:20.280	43.719	193.6	23:04.963								
8	1	2:47.627	48.034	1:16.141	43.452	202.5	25:52.590								
9	1	2:52.724	48.172	1:18.682	45.870	184.5	28:45.314								
10	1	4:20.389	48.619	2:02.906	1:28.864	202.1	33:05.703								
11	1	5:43.623	3:35.667	1:18.822	49.134	190.4	38:49.326								
12	1	2:49.775	48.393	1:17.881	43.501	184.2	41:39.101								
13	1	4:37.839	49.162	2:14.744	1:33.933	151.2	46:16.940								
14	1	4:02.401	1:45.321	1:32.316	44.764	72.8	50:19.341								
15	1	2:51.679	48.778	1:18.407	44.494	197.4	53:11.020								
16	1	2:50.381	48.419	1:18.028	43.934	201.3	56:01.401								
17	1	2:50.376	48.064	1:18.445	43.867	192.5	58:51.777								
18	1	2:53.306	49.151	1:19.976	44.179	189.3	1:01:45.083								
19	1	2:51.132	48.119	1:18.615	44.398	199.7	1:04:36.215								
<b>31</b> Lola T297 1978 1. Josh TUGGLE P-2L															
1	1	2:47.865			41.146		2:47.865								
2	1	2:38.477	45.950	1:10.770	41.757	222.7	5:26.342								
3	1	3:57.319	42.767	1:44.636	1:29.916	234.0	9:23.661								
4	1	4:40.100	1:43.329	2:09.639	47.132	72.9	14:03.761								
5	1	2:33.200	42.736	1:11.691	38.773	218.0	16:36.961								
6	1	2:31.091	42.849	1:08.941	39.301	235.6	19:08.052								
7	1	2:37.817	43.944	1:11.737	42.136	222.7	21:45.869								
8	1	2:30.459	42.770	1:09.184	38.505	241.7	24:16.328								
<b>32</b> Lola T296 1976 1. Bert SMEETS P-2L															
1	1	2:44.542			41.434		2:44.542								
2	1	2:39.605	45.173	1:13.742	40.690	223.2	5:24.147								
3	1	4:00.544	44.655	1:45.590	1:30.299	221.3	9:24.691								
4	1	4:40.096	1:43.323	2:09.479	47.294	75.6	14:04.787								
5	1	2:37.888	44.797	1:12.693	40.398	214.8	16:42.675								
6	1	2:38.721	44.195	1:12.992	41.534	218.5	19:21.396								
7	1	2:37.668	44.334	1:12.393	40.941	218.9	21:59.064								
8	1	2:36.552	43.987	1:12.282	40.283	215.7	24:35.616								
9	1	2:37.548	44.058	1:12.740	40.750	223.7	27:13.164								
10	1	7:16.751	3:48.834	2:07.800	1:20.117	76.0	34:29.915								
11	1	2:39.687	45.126	1:13.612	40.949	211.7	37:09.602								
12	1	2:40.223	44.836	1:14.264	41.123	218.0	39:49.825								
13	1	2:41.942	44.520	1:13.740	43.682	218.9	42:31.767								
14	1	5:14.164	1:39.567	2:08.032	1:26.565	73.9	47:45.931								
15	1	3:08.116	1:14.847	1:12.939	40.330	213.9	50:54.047								
16	1	2:38.966	44.457	1:13.747	40.762	219.9	53:33.013								
17	1	2:40.649	45.046	1:14.834	40.769	222.7	56:13.662								

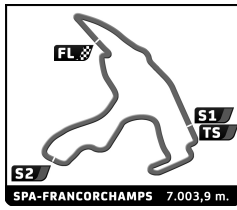


## CLASSIC ENDURANCE RACING 2 SPA CLASSIC RACE

### Sector Analysis

Lap under Red Flag    Invalidated Lap    Personal Best    Session Best    Crossing the pit lane

Lap	D	Time	Sector 1	Sector 2	Sector 3	T. Spd	Elapsed	Lap	D	Time	Sector 1	Sector 2	Sector 3	T. Spd	Elapsed														
18	1	2:42.605	44.995	1:14.447	43.163	219.9	58:56.267	4	1	5:10.072	1:43.114	2:08.327	1:18.631	74.2	13:42.500														
19	1	2:41.959	45.337	1:15.148	41.474	207.8	1:01:38.226	5	1	2:30.362	42.511	1:09.884	37.967	197.0	16:12.862														
20	1	3:22.597	44.724	1:14.703	1:23.170	222.7	1:05:00.823	6	1	2:28.733	41.308	1:09.435	37.990	214.3	18:41.595														
<b>36</b> Lotus Esprit Gr.5 1979 1. Greg CATON 2. Kenneth BAIRD GT2								7								1	2:45.899	41.572	1:26.376	37.951	224.2	21:27.494							
1								2	3:11.981	46.162		3:11.981		8								1	2:30.151	41.371	1:10.358	38.422	211.7	23:57.645	
2								2	3:04.562	52.186	1:21.599	50.777	161.8	6:16.543	9								1	<b>2:28.230</b>	41.528	<b>1:08.762</b>	<b>37.940</b>	217.1	26:25.875
3								2	5:01.414	1:19.989	2:10.373	1:31.052	73.1	11:17.957	10								1	6:44.090 <b>B</b>	3:12.915	2:04.513	1:26.662	190.7	33:09.965
4								2	3:58.986	1:40.765	1:31.316	46.905	78.2	15:16.943	11								1	3:10.138	1:21.527	1:10.379	38.232	185.6	36:20.103
5								2	2:55.221	50.284	1:19.451	45.486	168.7	18:12.164	12								1	2:29.783	41.154	1:09.660	38.969	209.5	38:49.886
6								2	2:55.514	49.717	1:20.714	45.083	173.9	21:07.678	13								1	2:33.219	41.144	1:10.428	41.647	214.8	41:23.105
7								2	2:59.387	51.759	1:22.394	45.234	176.9	24:07.065	14								1	3:30.506	41.204	1:23.409	1:25.893	222.3	44:53.611
8								2	2:54.946	49.130	1:16.450	49.366	194.4	27:02.011	15								1	4:27.124	1:41.241	2:06.394	39.489	74.7	49:20.735
9								2	3:01.528	51.843	1:20.869	48.816	189.0	30:03.539	16								1	2:30.151	42.016	1:10.007	38.128	204.9	51:50.886
10								1	5:53.552 <b>B</b>	3:50.751	1:21.839	40.962	77.8	35:57.091	17								1	2:31.090	42.340	1:10.249	38.501	207.0	54:21.976
11								1	2:39.533	45.658	1:12.868	41.007	210.4	38:36.624	18								1	2:30.426	41.460	1:10.541	38.425	216.6	56:52.402
12								1	2:38.886	45.910	1:12.240	40.736	210.4	41:15.510	19								1	2:35.822	41.882	1:13.382	40.558	216.2	59:28.224
13								1	3:38.767	<b>45.339</b>	1:27.388	1:26.040	206.5	44:54.277	20								1	2:38.434	44.652	1:12.833	40.949	193.3	1:02:06.658
14								1	4:29.565	1:41.254	2:06.011	42.300	75.6	49:23.842	21								1	2:32.824	42.504	1:10.344	39.976	214.3	1:04:39.482
15								1	2:44.885	48.699	1:15.499	<b>40.687</b>	169.8	52:08.727	<b>51</b> Chevron B26 1974 1. Christian PITTARD 2. Darren BURKE P-2L														
16								1	2:39.809	45.464	1:12.928	41.417	208.2	54:48.536	1								1	2:42.439	40.226		2:42.439		
17								1	<b>2:38.809</b>	45.669	<b>1:12.236</b>	40.904	219.4	57:27.345	2								1	2:38.886	45.147	1:12.030	41.709	213.9	5:21.325
18								1	2:39.130	45.527	1:12.620	40.983	216.2	1:00:06.475	3								1	3:57.904	44.482	1:42.104	1:31.318	202.5	9:19.229
19								1	2:39.943	45.854	1:12.925	41.164	208.2	1:02:46.418	4								1	4:43.837	1:44.664	2:08.138	51.035	77.8	14:03.066
<b>39</b> Lancia Beta Montecarlo Turbo Gr.5 1981 1. Luca BETTI GT2								5								1	2:37.656	43.290	1:13.601	40.765	216.2	16:40.722							
1								1	2:54.023	43.255		2:54.023		6								1	2:32.587	43.714	1:09.942	38.931	221.8	19:13.309	
2								1	2:49.283	49.006	1:16.714	43.563	186.9	5:43.306	7								1	2:33.585	43.788	1:10.579	39.218	202.5	21:46.894
3								1	4:17.380	48.554	2:01.768	1:27.058	194.4	10:00.686	8								1	2:34.309	43.583	1:10.511	40.215	215.7	24:21.203
4								1	4:24.974	1:42.687	1:59.432	42.855	75.3	14:25.660	9								1	2:36.948	43.781	1:12.182	40.985	225.2	26:58.151
5								1	2:45.909	47.819	1:15.487	42.603	196.6	17:11.569	10								1	2:32.636	43.496	1:09.878	39.262	228.7	29:30.787
6								1	2:46.518	48.069	1:15.725	42.724	198.1	19:58.087	11								1	4:49.934	1:25.345	2:04.249	1:20.340	71.4	34:20.721
7								1	2:46.040	<b>47.405</b>	1:15.921	42.714	196.6	22:44.127	12								2	5:25.324 <b>B</b>	3:34.155	1:12.444	38.725	219.4	39:46.045
8								1	<b>2:45.848</b>	47.641	<b>1:15.475</b>	42.732	198.1	25:29.975	13								2	2:27.794	42.647	1:07.162	37.985	228.7	42:13.839
9								1	2:47.039	47.765	1:16.122	43.152	198.1	28:17.014	14								2	5:10.664	1:32.472	2:11.324	1:26.868	74.7	47:24.503
10								1	6:35.412 <b>B</b>	3:39.706	2:08.677	47.029	71.9	34:52.426	15								2	3:12.207	1:26.886	1:07.426	37.895	203.3	50:36.710
11								1	2:48.527	48.550	1:16.926	43.051	187.3	37:40.953	16								2	2:26.301	41.720	1:06.728	37.853	228.7	53:03.011
12								1	2:59.671	56.314	1:20.478	42.879	85.7	40:40.624	17								2	2:25.908	41.574	<b>1:06.567</b>	37.767	229.2	55:28.919
13								1	3:38.938	48.295	1:24.181	1:26.462	198.9	44:19.562	18								2	2:26.014	<b>41.420</b>	1:06.779	37.815	228.2	57:54.933
14								1	4:58.935	1:43.882	2:08.578	1:06.475	71.4	49:18.497	19								2	<b>2:25.880</b>	41.452	1:06.785	<b>37.643</b>	228.7	1:00:20.813
15								1	2:48.389	48.229	1:16.885	43.275	200.1	52:06.886	20								2	2:26.547	41.484	1:06.978	38.085	229.2	1:02:47.360
16								1	2:47.159	47.645	1:17.044	<b>42.470</b>	190.0	54:54.045	<b>52</b> TOJ SC304 1976 1. Yves SCEMAMA P+2L														
17								1	2:48.730	48.120	1:17.614	42.996	198.9	57:42.775	1								1	2:31.233	37.947		2:31.233		
18								1	2:48.131	47.901	1:17.121	43.109	194.4	1:00:30.906	2								1	2:30.222	40.960	1:10.607	38.655	228.2	5:01.455
19								1	2:46.919	47.872	1:16.395	42.652	195.1	1:03:17.825	3								1	3:30.343	41.647	1:17.647	1:31.049	203.7	8:31.798
<b>49</b> TOJ SC303 1978 1. Dominique GUENAT P+2L								4								1	5:10.084	1:42.817	2:08.177	1:19.090	74.5	13:41.882							
1								1	2:33.280	38.164		2:33.280		5								1	2:29.093	41.508	1:10.326	<b>37.259</b>	234.0	16:10.975	
2								1	2:30.727	41.602	1:10.459	38.666	225.7	5:04.007	6								1	<b>2:26.639</b>	<b>40.590</b>	<b>1:08.180</b>	37.869	237.2	18:37.614
3								1	3:28.421	<b>41.027</b>	1:16.564	1:30.830	226.2	8:32.428	7								1	2:29.680	40.978	1:10.024	38.678	238.3	21:07.294
								8								1	2:28.297	40.785	1:09.894	37.618	234.0	23:35.591							
								9								1	2:28.229	40.671	1:09.767	37.791	226.7	26:03.820							

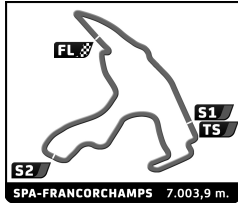


## CLASSIC ENDURANCE RACING 2 SPA CLASSIC RACE

### Sector Analysis

Lap under Red Flag    Invalidated Lap    Personal Best    Session Best    Crossing the pit lane

Lap	D	Time	Sector 1	Sector 2	Sector 3	T. Spd	Elapsed	Lap	D	Time	Sector 1	Sector 2	Sector 3	T. Spd	Elapsed
10	1	2:31.866	40.672	1:12.173	39.021	233.4	28:35.686								
11	1	3:58.185	41.162	1:51.647	1:25.376	225.2	32:33.871								
12	1	5:16.089 <b>B</b>	3:26.623	1:11.177	38.289	209.5	37:49.960								
13	1	2:35.783	46.214	1:11.692	37.877	147.1	40:25.743								
14	1	3:01.594	40.957	1:12.060	1:08.577	242.3	43:27.337								
15	1	5:28.334	1:54.952	2:12.888	1:20.494	73.1	48:55.671								
16	1	2:29.061	41.565	1:09.788	37.708	225.7	51:24.732								
17	1	2:29.117	40.621	1:10.439	38.057	236.7	53:53.849								
18	1	2:29.473	41.082	1:10.416	37.975	234.0	56:23.322								
19	1	2:30.177	40.897	1:10.568	38.712	235.6	58:53.499								
20	1	2:31.258	41.432	1:09.650	40.176	234.0	1:01:24.757								
21	1	2:29.710	42.210	1:10.031	37.469	233.4	1:03:54.467								
<b>54</b>	Porsche 935 1979 1. Dennis BUSCH 2. Marc BUSCH				GT2										
1	1	2:32.158			<b>38.244</b>		2:32.158								
2	1	2:31.795	42.201	1:10.428	39.166	216.6	5:03.953								
3	1	3:30.258	42.885	1:19.068	1:28.305	224.2	8:34.211								
4	1	5:09.412	1:43.693	2:09.091	1:16.628	71.5	13:43.623								
5	1	<b>2:30.490</b>	42.292	<b>1:09.804</b>	38.394	207.8	16:14.113								
6	1	2:31.499	<b>42.135</b>	1:10.587	38.777	210.4	18:45.612								
7	1	2:32.516	42.509	1:10.956	39.051	218.0	21:18.128								
8	1	2:33.822	44.222	1:11.036	38.564	210.4	23:51.950								
9	1	2:31.041	42.499	1:10.106	38.436	229.2	26:22.991								
10	1	2:34.813	42.259	1:11.662	40.892	223.2	28:57.804								
11	1	4:21.710	45.334	2:09.598	1:26.778	142.6	33:19.514								
12	2	5:25.130 <b>B</b>	3:28.426	1:13.596	43.108	195.9	38:44.644								
13	2	2:39.240	43.665	1:12.854	42.721	213.0	41:23.884								
14	2	4:00.976	43.513	1:52.773	1:24.690	221.3	45:24.860								
15	2	4:14.579	1:39.998	1:54.996	39.585	74.1	49:39.439								
16	2	2:34.712	43.286	1:11.908	39.518	223.7	52:14.151								
17	2	2:35.358	43.007	1:12.502	39.849	213.9	54:49.509								
18	2	2:34.169	43.131	1:11.850	39.188	223.7	57:23.678								
19	2	2:35.824	43.250	1:12.385	40.189	208.2	59:59.502								
20	2	2:33.688	42.934	1:11.350	39.404	223.7	1:02:33.190								
<b>55</b>	Ferrari 512 BBLM 1979 1. Alexander RITTWEGER				GT2										
1	1	3:22.525 <b>B</b>			<b>41.673</b>		3:22.525								
<b>65</b>	Porsche 935/2 1979 1. Marc DUEZ 2. Sébastien CRUBILE				GT2										
1	1	2:42.059				40.091	2:42.059								
2	1	2:35.872	43.025	1:13.227	39.620	220.3	5:17.931								
3	1	3:53.278	43.537	1:40.528	1:29.213	228.2	9:11.209								
4	1	4:45.034	1:41.510	2:09.259	54.265	75.2	13:56.243								
5	1	<b>2:34.749</b>	<b>42.457</b>	1:12.716	<b>39.576</b>	233.4	16:30.992								
6	1	2:36.334	43.272	1:13.484	39.578	221.3	19:07.326								
7	1	2:45.766	43.284	<b>1:12.476</b>	50.006	225.2	21:53.092								
8	1	2:37.661	44.618	1:13.375	39.668	228.2	24:30.753								
9	1	2:36.091	42.973	1:13.034	40.084	232.4	27:06.844								
10	1	2:38.616	45.143	1:13.277	40.196	221.8	29:45.460								
11	1	4:54.067	1:43.591	2:09.227	1:01.249	74.4	34:39.527								
12	1	5:35.241 <b>B</b>	3:30.817	1:21.337	43.087	185.6	40:14.768								
13	1	3:25.625	46.111	1:17.444	1:22.070	202.9	43:40.393								
14	1	5:21.328	1:49.505	2:16.197	1:15.626	70.9	49:01.721								
15	1	2:47.231	46.186	1:18.574	42.471	201.3	51:48.952								
16	1	2:49.834	46.159	1:20.198	43.477	206.1	54:38.786								
17	1	2:51.667	46.399	1:20.280	44.988	189.0	57:30.453								
18	1	2:50.549	46.595	1:20.036	43.918	200.5	1:00:21.002								
19	1	2:52.507	49.340	1:19.375	43.792	193.3	1:03:13.509								
<b>68</b>	Lola T292 1973 1. Jan MAGNUSSEN 2. Chris WARD				P-2L										
1	2	2:32.372				38.174	2:32.372								
2	2	2:28.571	42.655	1:08.559	37.357	229.8	5:00.943								
3	2	3:29.362	41.684	1:17.370	1:30.308	236.1	8:30.305								
4	2	5:10.326	1:43.631	2:07.911	1:18.784	72.3	13:40.631								
5	2	2:25.172	41.814	1:06.290	37.068	232.4	16:05.803								
6	2	2:24.650	41.142	<b>1:06.264</b>	37.244	236.7	18:30.453								
7	2	2:28.216	42.444	1:07.932	37.840	235.0	20:58.669								
8	2	2:26.267	41.543	1:07.009	37.715	238.3	23:24.936								
9	2	2:27.625	41.450	1:07.646	38.529	238.3	25:52.561								
10	2	2:26.917	41.502	1:08.102	37.313	212.1	28:19.478								
11	1	6:45.059 <b>B</b>	4:06.686	2:00.131	38.242	73.1	35:04.537								
12	1	2:27.661	41.812	1:07.870	37.979	233.4	37:32.198								
13	1	2:27.075	41.302	1:08.448	37.325	235.6	39:59.273								
14	1	2:25.253	41.306	1:06.896	37.051	235.6	42:24.526								
15	1	5:16.881	1:41.438	2:08.840	1:26.603	74.6	47:41.407								
16	1	3:00.940	1:15.951	1:07.505	37.484	222.7	50:42.347								
17	1	2:25.107	41.463	1:06.268	37.376	236.1	53:07.454								
18	1	2:25.080	41.271	1:06.557	37.252	236.7	55:32.534								
19	1	2:24.645	41.188	1:06.307	37.150	237.8	57:57.179								
20	1	<b>2:24.614</b>	41.004	1:06.565	<b>37.045</b>	238.9	1:00:21.793								
21	1	2:25.158	<b>40.923</b>	1:06.894	37.341	240.6	1:02:46.951								
<b>59</b>	Porsche 934/5 1981 1. Georges CABANNE 2. Charly BOURACHOT				GT2										
1	1	2:46.588				40.893	2:46.588								
2	1	2:38.262	43.771	1:13.835	40.656	212.6	5:24.850								
3	1	3:57.084	43.772	1:44.216	1:29.096	220.3	9:21.934								
4	1	4:40.398	1:44.317	2:09.620	46.461	74.5	14:02.332								
5	1	2:38.028	43.600	1:13.510	40.918	199.7	16:40.360								
6	1	<b>2:37.253</b>	<b>43.299</b>	1:13.648	<b>40.306</b>	215.7	19:17.613								
7	1	2:38.721	44.512	<b>1:13.124</b>	41.085	211.7	21:56.334								
8	1	2:38.796	43.916	1:13.747	41.133	212.1	24:35.130								
9	1	2:42.800	46.430	1:13.773	42.597	212.6	27:17.930								
10	1	3:28.245	48.487	1:16.295	1:23.463	205.3	30:46.175								
<b>62</b>	Chevron B31 1975 1. Douglas TITFORD 2. Trevor REEVES				P-2L										
1	2	2:49.266			<b>41.163</b>		2:49.266								
<b>70</b>	Porsche 935 K3 1980 1. Andreas ROLNER 2. Michael HOLDEN				GT2										
1	1	2:24.614				41.004	2:24.614								



## CLASSIC ENDURANCE RACING 2 SPA CLASSIC RACE

### Sector Analysis

Lap under Red Flag											Invalidated Lap	Personal Best	Session Best	B Crossing the pit lane	
Lap	D	Time	Sector 1	Sector 2	Sector 3	T. Spd	Elapsed	Lap	D	Time	Sector 1	Sector 2	Sector 3	T. Spd	Elapsed
1	1	2:48.018			41.060		2:48.018	2	1	3:02.667	49.816	1:21.460	51.391	182.6	6:12.863
2	1	2:33.909	42.399	1:11.206	40.304	243.4	5:21.927	3	1	5:03.291	1:20.239	2:11.119	1:31.933	74.6	11:16.154
3	1	3:54.349	42.256	1:42.253	1:29.840	207.8	9:16.276	4	1	3:59.842	1:39.915	1:33.361	46.566	75.1	15:15.996
4	1	4:43.860	1:45.690	2:09.173	48.997	73.7	14:00.136	5	1	2:55.549	<b>48.872</b>	1:21.123	45.554	176.6	18:11.545
5	1	<b>2:31.741</b>	<b>41.406</b>	1:11.288	39.047	238.3	16:31.877	6	1	<b>2:55.249</b>	49.240	1:21.372	<b>44.637</b>	181.3	21:06.794
6	1	2:31.917	42.298	<b>1:10.859</b>	<b>38.760</b>	221.3	19:03.794	7	1	2:59.853	52.008	1:22.339	45.506	186.6	24:06.647
7	1	2:32.623	42.192	1:11.274	39.157	202.9	21:36.417	8	1	3:03.848	50.165	1:24.969	48.714	190.4	27:10.495
8	1	2:32.176	42.287	1:11.052	38.837	218.9	24:08.593	9	1	7:24.676 <b>B</b>	4:04.832	2:05.124	1:14.720	76.4	34:35.171
9	1	2:33.476	42.990	1:11.496	38.990	207.8	26:42.069	10	1	2:58.583	50.685	1:21.791	46.107	176.3	37:33.754
10	1	2:33.605	42.269	1:11.366	39.970	221.3	29:15.674	11	1	3:15.174	53.816	1:33.746	47.612	133.6	40:48.928
11	1	4:39.470	1:10.863	2:10.174	1:18.433	74.6	33:55.144	12	1	3:43.434	49.318	1:31.888	1:22.228	188.6	44:32.362
12	2	5:25.172 <b>B</b>	3:25.549	1:17.604	42.019	200.9	39:20.316	13	1	4:46.730	1:39.019	2:06.303	1:01.408	75.7	49:19.092
13	2	2:42.224	44.233	1:16.399	41.592	203.3	42:02.540	14	1	3:03.860	52.989	1:23.485	47.386	177.2	52:22.952
14	2	4:57.060	1:18.397	2:10.661	1:28.002	73.4	46:59.600	15	1	2:57.533	49.375	1:21.656	46.502	172.1	55:20.485
15	2	3:44.857	1:42.098	1:20.110	42.649	140.6	50:44.457	16	1	2:59.377	49.686	1:22.877	46.814	188.3	58:19.862
16	2	2:42.040	44.189	1:16.283	41.568	192.2	53:26.497	17	1	3:00.643	50.456	1:22.472	47.715	180.6	1:01:20.505
17	2	2:39.617	43.312	1:15.432	40.873	216.6	56:06.114	18	1	3:05.052	54.526	<b>1:20.786</b>	49.740	181.0	1:04:25.557
18	2	2:38.711	42.987	1:15.157	40.567	213.0	58:44.825								
19	2	2:40.440	43.413	1:15.113	41.914	217.5	1:01:25.265								
20	2	2:39.186	43.932	1:15.082	40.172	201.7	1:04:04.451								

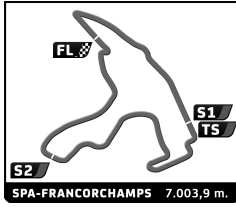
<b>80</b>	Ligier JS 2 1975	1. Olivier BREITMAYER	GT2				
1	1	2:51.125	41.666	2:51.125			
2	1	<b>2:39.848</b>	<b>44.568</b>	<b>1:13.784</b>	<b>41.496</b>	200.9	5:30.973
3	1	4:05.753	45.644	1:50.558	1:29.551	197.0	9:36.726
4	1	4:30.155	1:38.177	2:08.168	43.810	77.3	14:06.881
5	1	2:41.525	45.299	1:13.950	42.276	195.5	16:48.406
6	1	2:43.123	46.639	1:14.878	41.606	202.1	19:31.529
7	1	2:41.979	45.624	1:14.519	41.836	202.5	22:13.508
8	1	2:43.023	45.329	1:14.893	42.801	203.3	24:56.531
9	1	2:42.159	45.507	1:14.715	41.937	202.1	27:38.690
10	1	3:24.528	45.125	1:15.031	1:24.372	201.7	31:03.218
11	1	5:16.850 <b>B</b>	3:19.669	1:15.179	42.002	185.6	36:20.068

<b>81</b>	Ford Capri Zakspeed Turbo 1981	1. Emile BREITMAYER	GT2				
1	1	3:11.620 <b>B</b>	39.046	3:11.620			
2	1	2:31.516	42.539	1:09.633	39.344	232.9	5:43.136
3	1	4:08.989	42.008	1:56.018	1:30.963	228.2	9:52.125
4	1	4:24.389	1:43.993	2:02.005	38.391	75.6	14:16.514
5	1	2:30.414	42.232	<b>1:09.056</b>	39.126	226.2	16:46.928
6	1	2:31.478	42.395	1:10.548	38.535	216.2	19:18.406
7	1	<b>2:29.042</b>	41.939	1:09.464	<b>37.639</b>	216.6	21:47.448
8	1	2:32.950	43.569	1:10.272	39.109	182.9	24:20.398
9	1	2:32.578	42.208	1:11.343	39.027	225.2	26:52.976
10	1	2:33.666	43.745	1:10.231	39.690	218.0	29:26.642
11	1	4:51.308	1:27.496	2:03.735	1:20.077	80.9	34:17.950
12	1	5:10.812 <b>B</b>	3:21.461	1:10.947	38.404	200.9	39:28.762

<b>83</b>	Aston Martin DBS V8 RHAM/1 1977	1. Paul CHASE-GARDENER	GT2	
1	1	3:10.196	45.970	3:10.196

<b>85</b>	Lola T292 1973	1. Tony SINCLAIR	P-2L				
1	1	2:41.468	40.746	2:41.468			
2	1	2:38.842	43.767	1:13.264	41.811	208.2	5:20.310
3	1	3:55.080	43.433	1:42.118	1:29.529	218.0	9:15.390
4	1	4:49.020	1:45.690	2:09.563	53.767	74.2	14:04.410
5	1	2:35.373	44.100	1:11.207	40.066	213.0	16:39.783
6	1	2:33.415	43.239	1:09.715	40.461	212.1	19:13.198
7	1	2:32.717	43.105	1:09.565	40.047	211.2	21:45.915
8	1	2:33.994	43.742	1:10.650	39.602	223.2	24:19.909
9	1	2:37.829	44.566	1:12.483	40.780	216.6	26:57.738
10	1	7:29.348 <b>B</b>	4:03.054	2:08.313	1:17.981	73.6	34:27.086
11	1	2:33.501	43.415	1:10.186	39.900	222.3	37:00.587
12	1	2:49.306	43.143	1:26.240	39.923	217.1	39:49.893
13	1	2:31.356	42.809	1:09.340	39.207	225.7	42:21.249
14	1	5:12.018	1:35.438	2:09.185	1:27.395	74.4	47:33.267
15	1	3:10.123	1:21.629	1:09.392	39.102	211.2	50:43.390
16	1	<b>2:30.179</b>	<b>42.650</b>	1:09.014	<b>38.515</b>	218.0	53:13.569
17	1	2:30.729	42.975	<b>1:08.674</b>	39.080	226.2	55:44.298
18	1	2:32.931	43.404	1:09.275	40.252	218.5	58:17.229
19	1	2:32.193	42.727	1:09.714	39.752	219.4	1:00:49.422
20	1	2:32.124	42.940	1:09.472	39.712	221.8	1:03:21.546

<b>99</b>	Lola T292 1973	1. Cal MEEKER	P+2L				
1	1	2:38.566	39.164	2:38.566			
2	1	2:30.109	41.242	1:10.629	38.238	211.7	5:08.675
3	1	3:34.295	41.310	1:22.221	1:30.764	214.8	8:42.970
4	1	5:04.719	1:45.591	2:10.020	1:09.108	73.6	13:47.689
5	1	2:27.591	40.802	1:09.019	<b>37.770</b>	219.9	16:15.280
6	1	<b>2:27.145</b>	<b>40.492</b>	<b>1:08.711</b>	37.942	229.2	18:42.425
7	1	2:29.613	41.088	1:10.410	38.115	234.5	21:12.038
8	1	3:49.208	58.249	1:41.569	1:09.390	152.6	25:01.246
9	1	6:32.144 <b>B</b>	3:41.599	1:19.729	1:30.816	207.0	31:33.390
10	1	3:57.749	1:48.574	1:31.041	38.134	70.8	35:31.139



## CLASSIC ENDURANCE RACING 2 SPA CLASSIC RACE

### Sector Analysis

Lap under Red Flag   Invalidated Lap   Personal Best   Session Best   B Crossing the pit lane

Lap	D	Time	Sector 1	Sector 2	Sector 3	T. Spd	Elapsed	Lap	D	Time	Sector 1	Sector 2	Sector 3	T. Spd	Elapsed
11	1	2:29.962	41.742	1:09.946	38.274	212.6	38:01.101	7	1	2:39.994	45.204	1:13.977	40.813	212.6	22:22.098
12	1	2:44.731	55.290	1:10.689	38.752	220.3	40:45.832	8	1	2:42.837	45.757	<b>1:13.540</b>	43.540	214.8	25:04.935
13	1	3:30.763	41.607	1:22.461	1:26.695	222.3	44:16.595	9	1	2:49.633	46.066	1:15.585	47.982	203.3	27:54.568
14	1	4:53.003	1:44.765	2:08.298	59.940	71.8	49:09.598	10	1	6:57.990 B	3:59.531	2:10.421	48.038	74.0	34:52.558
15	1	2:56.442	1:03.071	1:14.147	39.224	196.6	52:06.040	11	1	2:46.985	47.690	1:16.328	42.967	183.2	37:39.543
16	1	2:35.673	43.300	1:13.296	39.077	197.4	54:41.713	12	1	3:00.690	57.225	1:20.263	43.202	88.1	40:40.233
17	1	2:33.976	42.602	1:11.333	40.041	216.6	57:15.689								
18	1	2:36.314	43.106	1:13.111	40.097	201.7	59:52.003								
19	1	2:37.577	42.957	1:14.018	40.602	203.7	1:02:29.580								

119		Chevron B21 1972		P-2L	
		1. Philippe PEAugER			
		2. Jean-Claude ANDRUET			
1	2	3:03.155		44.163	3:03.155
2	2	2:52.383	45.978	1:20.186	46.219 190.4 5:55.538
3	2	4:16.272	46.287	2:00.298	1:29.687 175.4 10:11.810
4	2	4:24.362	1:38.094	1:59.507	46.761 73.6 14:36.172
5	2	2:51.647	47.404	1:19.357	44.886 196.6 17:27.819
6	2	2:47.360	45.870	1:18.311	43.179 200.9 20:15.179
7	2	2:46.819	46.126	1:18.318	42.375 190.0 23:01.998
8	2	<b>2:44.433</b>	<b>45.028</b>	<b>1:17.047</b>	<b>42.358</b> 218.9 25:46.431
9	2	7:37.258 B	46.569	1:20.610	5:30.079 182.2 33:23.689

180		Porsche 934/5 1977		GT2	
		1. Lars ROLNER			
		2. Pierre-Alain THIBAUT			
1	2	2:41.760		41.242	2:41.760
2	2	2:37.021	44.673	1:12.919	<b>39.429</b> 217.5 5:18.781
3	2	3:53.339	43.209	1:40.659	1:29.471 222.7 9:12.120
4	2	4:45.223	1:41.534	2:09.034	54.655 78.1 13:57.343
5	2	<b>2:35.205</b>	43.195	<b>1:12.033</b>	39.977 234.5 16:32.548
6	2	2:35.614	<b>42.869</b>	1:12.683	40.062 217.1 19:08.162
7	2	2:36.478	42.996	1:12.261	41.221 220.8 21:44.640
8	2	2:35.531	43.904	1:12.143	39.484 220.3 24:20.171
9	2	2:41.435	43.984	1:13.060	44.391 221.8 27:01.606
10	1	7:18.932 B	3:53.604	2:04.268	1:21.060 76.4 34:20.538
11	1	2:43.555	45.479	1:16.902	41.174 187.6 37:04.093
12	1	2:41.680	43.956	1:16.603	41.121 214.3 39:45.773
13	1	2:44.342	44.976	1:15.945	43.421 209.9 42:30.115
14	1	5:14.237	1:40.189	2:07.781	1:26.267 75.2 47:44.352
15	1	3:09.074	1:13.430	1:15.385	40.259 194.7 50:53.426
16	1	2:37.803	43.405	1:14.004	40.394 217.5 53:31.229
17	1	2:37.480	43.046	1:14.044	40.390 218.9 56:08.709
18	1	2:37.257	43.770	1:13.858	39.629 209.1 58:45.966
19	1	2:38.131	42.903	1:14.816	40.412 209.1 1:01:24.097
20	1	2:39.409	44.384	1:14.913	40.112 217.1 1:04:03.506

188		March 75S 1975		P-2L	
		1. Kevin COOKE			
1	1	2:54.606		41.872	2:54.606
2	1	2:42.324	45.738	1:14.852	41.734 187.9 5:36.930
3	1	4:14.029	46.075	1:57.201	1:30.753 195.9 9:50.959
4	1	4:29.534	1:44.235	2:03.220	42.079 75.7 14:20.493
5	1	2:41.680	45.851	1:14.825	41.004 198.1 17:02.173
6	1	<b>2:39.931</b>	<b>45.181</b>	1:14.286	<b>40.464</b> 200.9 19:42.104

223		Lola T292 1973		P-2L	
		1. Floris FICK			
1	1	2:55.161		42.995	2:55.161
2	1	2:46.757	46.766	<b>1:16.431</b>	43.560 207.8 5:41.918
3	1	4:14.893	<b>46.018</b>	2:00.129	1:28.746 209.5 9:56.811
4	1	4:31.226	1:45.232	1:59.423	46.571 72.2 14:28.037
5	1	2:50.142	48.251	1:17.789	44.102 187.3 17:18.179
6	1	2:53.400	50.650	1:19.021	43.729 179.7 20:11.579
7	1	2:51.140	48.549	1:18.575	44.016 186.9 23:02.719
8	1	2:51.713	47.635	1:17.930	46.148 196.2 25:54.432
9	1	2:53.837	47.924	1:18.725	47.188 188.3 28:48.269
10	1	8:53.629 B	6:53.339	1:17.210	43.080 182.6 37:41.898
11	1	2:58.096	55.169	1:19.397	43.530 93.4 40:39.994
12	1	3:38.315	46.438	1:25.603	1:26.274 209.5 44:18.309
13	1	4:53.823	1:43.910	2:08.240	1:01.673 71.0 49:12.132
14	1	2:48.265	47.039	1:17.877	43.349 202.1 52:00.397
15	1	2:48.807	47.020	1:18.206	43.581 176.3 54:49.204
16	1	2:47.342	47.116	1:17.302	42.924 211.2 57:36.546
17	1	2:46.353	46.252	1:17.224	42.877 200.9 1:00:22.899
18	1	<b>2:45.949</b>	46.547	1:16.544	<b>42.858</b> 188.3 1:03:08.848