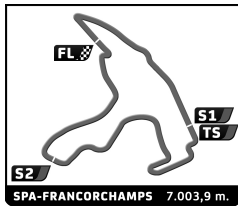


CLASSIC ENDURANCE RACING 2 SPA CLASSIC QUALIFYING

Sector Analysis

Lap under Red Flag Invalidated Lap Personal Best Session Best Crossing the pit lane

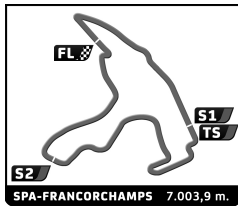
Lap	D	Time	Sector 1	Sector 2	Sector 3	T. Spd	Elapsed	Lap	D	Time	Sector 1	Sector 2	Sector 3	T. Spd	Elapsed
1	Lola T286 1976 1. Maxime GUENAT P+2L							5	1	11:18.536 B	9:29.416	1:09.591	39.529	209.9	21:27.966
								6	1	2:31.332	41.500	1:11.823	38.009	231.3	23:59.298
								7	1	3:25.826	41.636	1:38.553	1:05.637	218.0	27:25.124
1	1	2:39.951	41.863	1:18.932	39.156	154.4	2:39.951	8	1	9:28.029 B	7:39.181	1:10.782	38.066	205.3	36:53.153
2	1	2:28.422	41.955	1:09.053	37.414	240.0	5:08.373	9	1	2:28.022	41.776	1:08.947	37.299	225.2	39:21.175
3	1	2:31.177	42.089	1:09.567	39.521	217.5	7:39.550	10	1	2:28.122	41.515	1:09.360	37.247	232.4	41:49.297
4	1	2:26.298	40.738	1:08.266	37.294	245.2	10:05.848	11	1	2:25.019	40.707	1:07.495	36.817	237.2	44:14.316
5	1	2:25.766	40.371	1:07.648	37.747	250.6	12:31.614	12	1	2:37.296	40.975	1:14.972	41.349	229.2	46:51.612
6	1	2:29.804	40.858	1:10.180	38.766	229.8	15:01.418								
7	1	10:05.136 B	8:06.471	1:10.534	48.131	211.2	25:06.554								
8	1	11:31.598 B	9:43.396	1:09.206	38.996	220.8	36:38.152								
9	1	2:28.477	41.279	1:09.321	37.877	250.6	39:06.629								
10	1	2:25.276	40.592	1:07.865	36.819	248.8	41:31.905								
11	1	2:24.241	40.318	1:07.037	36.886	250.0	43:56.146								
12	1	2:25.977	40.132	1:08.585	37.260	245.8	46:22.123								
10	Porsche 935 1980 1. Jim NORMAN GT2 2. Nick PADMORE							1	1	3:01.242	53.376	1:23.432	44.434	158.3	3:01.242
								2	1	2:50.092	47.731	1:17.564	44.797	192.5	5:51.334
								3	1	2:42.294	45.819	1:15.311	41.164	215.7	8:33.628
1	1	2:58.448	51.789	1:22.127	44.532	131.9	2:58.448	4	1	2:41.479	45.709	1:14.489	41.281	218.9	11:15.107
2	1	2:44.850	47.753	1:15.373	41.724	185.6	5:43.298	5	1	2:47.014	46.739	1:17.705	42.570	212.1	14:02.121
3	1	2:39.274	44.794	1:14.101	40.379	182.9	8:22.572	6	1	6:44.068 B	4:42.859	1:17.696	43.513	197.8	20:46.189
4	1	2:47.293	46.604	1:16.728	43.961	184.5	11:09.865	7	1	2:47.346	48.480	1:16.563	42.303	184.2	23:33.535
5	2	4:49.962 B	2:49.248	1:17.271	43.443	175.7	15:59.827	8	1	3:22.548	46.020	1:30.738	1:05.790	195.5	26:56.083
6	2	2:36.639	43.408	1:12.698	40.533	198.9	18:36.466	9	1	10:07.287 B	8:09.261	1:15.541	42.485	180.6	37:03.370
7	2	2:42.864	44.272	1:16.469	42.123	175.7	21:19.330	10	1	2:43.060	46.795	1:14.783	41.482	214.8	39:46.430
8	1	5:42.184 B	2:59.340	1:35.197	1:07.647	151.9	27:01.514	11	1	2:48.719	45.625	1:19.534	43.560	203.7	42:35.149
9	1	10:27.556 B	8:29.013	1:16.835	41.708	162.5	37:29.070	12	1	2:02.438 B	45.619	1:13.951	1:02.868	210.4	45:37.587
10	1	2:46.138	45.964	1:15.664	44.510	196.6	40:15.208								
11	1	2:40.395	44.276	1:14.818	41.301	218.0	42:55.603								
12	1	2:42.341	45.046	1:15.536	41.759	200.5	45:37.944								
11	Cheetah G601 1976 1. Beat EGGIMANN P-2L							1	1	3:06.501	1:00.858	1:21.426	44.217	170.7	3:06.501
								2	1	2:43.219	47.193	1:14.890	41.136	213.0	5:49.720
								3	1	2:41.466	45.531	1:14.561	41.374	220.3	8:31.186
1	1	3:04.855	1:02.835	1:20.610	41.410	164.9	3:04.855	4	1	2:49.470	46.718	1:18.080	44.672	208.2	11:20.656
2	1	2:39.779	45.140	1:14.438	40.201	183.2	5:44.634	5	1	5:11.516 B	3:04.177	1:23.615	43.724	177.8	16:32.172
3	1	2:38.512	44.411	1:13.534	40.567	192.2	8:23.146	6	1	2:42.150	45.800	1:14.719	41.631	202.1	19:14.322
4	1	2:37.541	45.688	1:12.324	39.529	198.9	11:00.687	7	1	2:40.811	45.060	1:14.292	41.459	223.2	21:55.133
5	1	2:38.525	43.765	1:15.458	39.302	191.8	13:39.212	8	1	2:42.978	45.051	1:13.421	44.506	227.2	24:38.111
6	1	2:37.869	44.579	1:12.544	40.746	182.2	16:17.081								
7	1	2:34.680	44.340	1:11.092	39.248	206.1	18:51.761								
8	1	2:37.010	43.805	1:11.659	41.546	198.9	21:28.771								
9	1	4:46.261 B	2:20.812	1:20.693	1:04.756	190.0	26:15.032								
10	1	11:10.302 B	9:14.364	1:15.946	39.992	169.8	37:25.334								
11	1	2:33.312	44.917	1:09.591	38.804	204.1	39:58.646								
12	1	2:33.923	43.566	1:10.691	39.666	223.2	42:32.569								
13	1	2:34.754	43.833	1:11.115	39.806	201.3	45:07.323								
20	Porsche 935 1976 1. Eric ZUCCATTI GT2							1	1	3:51.946	1:25.540	1:38.121	48.285	126.1	3:51.946
								2	1	2:50.642	47.100	1:20.737	42.805	200.1	6:42.588
								3	1	2:47.378	46.332	1:18.731	42.315	187.3	9:29.966
1	1	2:37.869	44.579	1:12.544	40.746	182.2	16:17.081	4	1	2:43.668	45.887	1:15.968	41.813	197.4	12:13.634
2	1	2:34.680	44.340	1:11.092	39.248	206.1	18:51.761	5	1	2:52.572 B	45.683	1:15.924	50.965	189.7	15:06.206
3	1	2:37.010	43.805	1:11.659	41.546	198.9	21:28.771	6	1	5:29.619	3:31.546	1:16.445	41.628	188.6	20:35.825
4	1	4:46.261 B	2:20.812	1:20.693	1:04.756	190.0	26:15.032	7	1	2:43.286	45.004	1:16.494	41.788	213.0	23:19.111
5	1	11:10.302 B	9:14.364	1:15.946	39.992	169.8	37:25.334	8	1	3:33.752 B	45.416	1:24.521	1:23.815	202.9	26:52.863
6	1	2:33.312	44.917	1:09.591	38.804	204.1	39:58.646	9	1	11:31.076	9:29.828	1:19.239	42.009	178.1	38:23.939
7	1	2:33.923	43.566	1:10.691	39.666	223.2	42:32.569	10	1	2:42.313	44.721	1:16.446	41.146	206.1	41:06.252
8	1	2:34.754	43.833	1:11.115	39.806	201.3	45:07.323	11	1	2:44.076	45.210	1:16.782	42.084	208.2	43:50.328
9	1	2:33.923	43.566	1:10.691	39.666	223.2	42:32.569	12	1	2:44.155	45.270	1:17.455	41.430	205.3	46:34.483
21	Chevron B26 1974 1. John EMBERSON P-2L 2. Nigel GREENSALL							1	1	2:47.779	46.967	1:19.171	41.641	164.6	2:47.779



CLASSIC ENDURANCE RACING 2 SPA CLASSIC QUALIFYING

Sector Analysis

Lap under Red Flag							Invalidated Lap		Personal Best		Session Best		B Crossing the pit lane		
Lap	D	Time	Sector 1	Sector 2	Sector 3	T. Spd	Elapsed	Lap	D	Time	Sector 1	Sector 2	Sector 3	T. Spd	Elapsed
28 BMW M1 Procar 1979 1. Michael HINDERER GT2															
2	1	2:38.775	45.858	1:13.001	39.916	195.1	5:26.554								
3	1	2:37.151	44.576	1:11.525	41.050	196.2	8:03.705								
4	1	2:35.432	44.245	1:11.605	39.582	196.6	10:39.137								
5	1	2:40.029	44.633	1:14.424	40.972	185.2	13:19.166								
6	1	2:37.149	44.657	1:12.058	40.434	196.2	15:56.315								
7	1	2:34.635	44.801	1:10.806	39.028	206.1	18:30.950								
8	1	2:35.632	44.285	1:12.068	39.279	191.5	21:06.582								
9	1	2:34.400	44.437	1:10.726	39.237	197.0	23:40.982								
10	1	3:22.951	43.843	1:31.504	1:07.604	211.7	27:03.933								
11	2	10:10.980 B	8:16.753	1:11.132	43.095	190.4	37:14.913								
12	2	2:30.092	42.520	1:08.532	39.040	232.4	39:45.005								
13	2	2:27.159	41.997	1:07.131	38.031	230.3	42:12.164								
14	2	4:40.703 B	2:52.211	1:08.347	40.145	212.1	46:52.867								
39 Lancia Beta Montecarlo Turbo Gr.5 1981 1. Luca BETTI GT2															
1	1	3:08.546	1:09.592	1:17.985	40.969	167.9	3:08.546								
2	1	5:08.258	3:17.710	1:10.793	39.755	202.9	8:16.804								
3	1	2:35.202	44.283	1:10.629	40.290	209.5	10:52.006								
4	1	2:36.694	44.116	1:10.134	42.444	215.7	13:28.700								
5	1	2:32.045	43.787	1:09.267	38.991	221.8	16:00.745								
6	2	5:36.170 B	3:18.545	1:25.313	52.312	139.5	21:36.915								
45 Chevron B36 1976 1. Gianluigi CANDIANI P-2L 2. Frédéric ROUVIER															
1	1	2:56.655	55.639	1:19.533	41.483	166.2	2:56.655								
2	1	2:33.744	44.630	1:09.519	39.595	214.3	5:30.399								
3	1	2:32.852	43.945	1:09.259	39.648	217.1	8:03.251								
4	1	8:15.058	6:16.082	1:15.786	43.190	185.6	16:18.309								
5	1	2:41.734	47.143	1:12.846	41.745	203.3	19:00.043								
6	1	2:47.658	51.301	1:13.707	42.650	182.2	21:47.701								
7	2	14:58.146 B	...	1:13.580	43.342	195.1	36:45.847								
8	2	2:37.733	45.426	1:11.705	40.602	212.6	39:23.580								
9	2	2:40.307	45.676	1:13.043	41.588	211.2	42:03.887								
10	2	2:40.784	46.032	1:12.297	42.455	194.7	44:44.671								
49 TOJ SC303 1978 1. Dominique GUENAT P+2L															
1	1	2:52.875	50.363	1:21.928	40.584	130.2	2:52.875								
2	1	2:30.701	42.769	1:10.120	37.812	201.7	5:23.576								
3	1	2:29.829	42.501	1:09.552	37.776	207.8	7:53.405								
4	1	11:27.960	9:24.481	1:20.858	42.621	164.9	19:21.365								
5	1	2:31.081	43.154	1:09.372	38.555	209.5	21:52.446								
6	1	2:28.047	41.919	1:08.726	37.762	222.3	24:20.853								
7	1	3:55.158	55.861	1:47.714	1:11.583	120.9	28:16.011								
8	1	9:47.603 B	7:36.360	1:23.895	47.348	154.7	38:03.614								
9	1	7:46.913 B	5:45.412	1:18.718	42.783	162.8	45:50.527								
51 Chevron B26 1974 1. Christian PITTARD P-2L 2. Darren BURKE															
1	1	2:41.304	51.082	1:12.187	38.035	170.7	2:41.304								
2	1	2:27.305	41.621	1:07.802	37.882	230.8	5:08.609								
3	1	2:24.805	42.002	1:05.483	37.320	227.7	7:33.414								
4	1	2:24.280	41.390	1:05.696	37.194	229.2	9:57.694								
5	1	2:24.826	41.182	1:05.854	37.790	232.9	12:22.520								
6	1	4:50.419 B	2:54.622	1:15.561	40.236	166.2	17:12.939								
7	1	2:32.774	44.566	1:09.311	38.897	220.8	19:45.713								
8	1	2:31.614	43.930	1:09.177	38.507	222.3	22:17.327								
9	1	2:40.167	43.276	1:08.458	48.433	225.2	24:57.494								
10	2	12:18.422 B	...	1:13.758	40.116	182.2	37:15.916								
11	2	2:32.805	44.350	1:09.316	39.139	228.7	39:48.721								
12	2	2:35.291	43.568	1:11.628	40.095	194.7	42:24.012								
13	2	2:30.008	43.544	1:08.110	38.354	225.7	44:54.020								
31 Lola T297 1978 1. Josh TUGGLE P-2L															
1	1	2:54.085	52.735	1:20.036	41.314	164.4	2:54.085								
2	1	2:35.408	45.070	1:10.841	39.497	215.2	5:29.493								
3	1	2:32.343	43.899	1:09.603	38.841	228.2	8:01.836								
4	1	2:31.043	43.430	1:09.120	38.493	228.2	10:32.879								
5	1	2:40.518	45.047	1:12.370	43.101	202.1	13:13.397								
32 Lola T296 1976 1. Bert SMEETS P-2L															
1	1	3:52.436	1:33.352	1:30.733	48.351	127.3	3:52.436								
2	1	2:42.612	45.596	1:14.983	42.033	203.7	6:35.048								
3	1	2:40.344	45.728	1:13.830	40.786	216.2	9:15.392								
4	1	2:37.558	44.440	1:12.595	40.523	222.7	11:52.950								
5	1	3:11.718	47.216	1:34.527	49.975	166.8	15:04.668								
6	1	7:32.756 B	5:28.124	1:17.297	47.335	185.9	22:37.424								
7	1	2:55.626	44.521	1:12.121	58.984	223.2	25:33.050								
8	1	12:01.832 B	...	1:19.296	42.212	168.7	37:34.882								
9	1	2:36.693	44.108	1:11.937	40.648	224.7	40:11.575								
10	1	2:35.142	44.345	1:11.278	39.519	229.2	42:46.717								
11	1	3:22.077	44.072	1:49.735	48.270	230.3	46:08.794								
36 Lotus Esprit Gr.5 1979 1. Greg CATON GT2 2. Kenneth BAIRD															

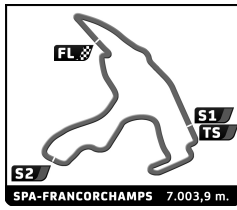


CLASSIC ENDURANCE RACING 2 SPA CLASSIC QUALIFYING

Sector Analysis

Lap under Red Flag Invalidated Lap Personal Best Session Best Crossing the pit lane

Lap	D	Time	Sector 1	Sector 2	Sector 3	T. Spd	Elapsed	Lap	D	Time	Sector 1	Sector 2	Sector 3	T. Spd	Elapsed
52 TOJ SC304 1976 1.Yves SCEMAMA P+2L															
1	1	2:44.706	45.551	1:17.486	41.669	154.2	2:44.706	5	1	2:52.428	48.215	1:20.412	43.801	198.1	15:20.512
2	1	2:27.047	41.097	1:08.607	37.343	219.9	5:11.753	6	1	2:56.026	48.734	1:23.245	44.047	195.5	18:16.538
3	1	2:25.738	40.795	1:07.891	37.052	219.4	7:37.491	7	2	18:27.263 B	...	1:12.533	40.444	202.9	36:43.801
4	1	2:43.381	42.001	1:17.902	43.478	161.0	10:20.872	8	2	2:36.860	45.316	1:11.393	40.151	219.4	39:20.661
5	1	6:55.284 B	4:47.738	1:24.923	42.623	199.7	17:16.156	9	2	2:39.111	44.998	1:10.723	43.390	215.7	41:59.772
6	1	4:17.299 B	2:29.331	1:10.100	37.868	204.5	21:33.455	10	2	2:37.219	46.961	1:10.037	40.221	216.6	44:36.991
7	1	2:28.673	40.657	1:10.453	37.563	238.3	24:02.128	11	2	2:35.959	44.922	1:10.366	40.671	213.9	47:12.950
8	1	3:24.470	40.297	1:43.385	1:00.788	214.8	27:26.598								
9	1	9:35.219 B	7:46.845	1:10.597	37.777	220.3	37:01.817								
10	1	2:25.508	40.149	1:08.410	36.949	235.0	39:27.325								
11	1	2:31.047	41.064	1:11.918	38.065	221.3	41:58.372								
12	1	2:27.474	40.930	1:09.193	37.351	222.3	44:25.846								
13	1	2:26.249	40.586	1:08.543	37.120	236.1	46:52.095								
54 Porsche 935 1979 1.Dennis BUSCH GT2 2.Marc BUSCH															
1	1	3:07.159	1:07.428	1:18.578	41.153	183.2	3:07.159								
2	1	2:35.112	43.900	1:11.199	40.013	205.3	5:42.271								
3	1	2:27.891	41.205	1:08.831	37.855	227.7	8:10.162								
4	1	5:07.802 B	3:09.522	1:13.264	45.016	180.0	13:17.964								
5	1	2:27.511	41.109	1:08.890	37.512	220.3	15:45.475								
6	2	7:01.305 B	5:02.388	1:16.040	42.877	189.3	22:46.780								
7	2	3:05.231	42.378	1:10.905	1:11.948	243.4	25:52.011								
8	2	12:18.256 B	...	1:17.948	42.601	173.9	38:10.267								
9	2	2:31.718	42.647	1:10.290	38.781	228.7	40:41.985								
10	2	2:28.817	41.884	1:09.080	37.853	243.4	43:10.802								
11	2	2:51.798	42.235	1:22.627	46.936	195.1	46:02.600								
58 Porsche 935/2 1979 1.Marc DUEZ GT2 2.Sébastien CRUBILE															
1	1	3:36.445	1:17.719	1:31.788	46.938	134.7	3:36.445								
2	1	3:05.376	49.638	1:31.729	44.009	172.1	6:41.821								
3	1	2:46.989	45.315	1:19.545	42.129	195.9	9:28.810								
4	1	2:42.747	45.187	1:16.058	41.502	204.5	12:11.557								
5	1	2:44.913	44.912	1:17.260	42.741	201.7	14:56.470								
6	1	3:04.837	45.525	1:25.741	53.571	207.0	18:01.307								
7	2	5:18.792 B	3:26.017	1:13.392	39.383	208.2	23:20.099								
8	2	3:23.240	42.861	1:22.479	1:17.900	230.3	26:43.339								
9	2	10:01.726 B	8:08.061	1:13.606	40.059	197.8	36:45.065								
10	2	2:33.831	43.097	1:11.379	39.355	225.7	39:18.896								
11	2	2:33.508	42.695	1:11.976	38.837	219.9	41:52.404								
12	2	2:33.054	42.187	1:11.973	38.894	231.3	44:25.458								
13	2	2:44.247	42.960	1:16.571	44.716	213.4	47:09.705								
59 Porsche 934/5 1981 1.Georges CABANNE GT2 2.Charly BOURACHOT															
1	1	3:47.089	1:31.275	1:30.033	45.781	137.8	3:47.089								
2	1	2:49.340	47.599	1:18.052	43.689	208.7	6:36.429								
3	1	2:46.561	46.838	1:17.454	42.269	208.7	9:22.990								
4	1	2:44.096	45.252	1:16.528	42.316	203.7	12:07.086								
5	1	2:43.677	44.933	1:16.530	42.214	214.8	14:50.763								
6	1	2:43.846	45.345	1:16.064	42.437	207.4	17:34.609								
7	1	2:43.168	44.982	1:15.893	42.293	200.5	20:17.777								
8	2	5:54.334 B	3:22.481	1:22.930	1:08.923	169.8	26:12.111								
9	2	10:59.352 B	9:03.623	1:14.735	40.994	173.6	37:11.463								
10	2	2:36.654	44.076	1:12.660	39.918	208.2	39:48.117								
11	2	2:38.794	44.971	1:13.996	39.827	201.3	42:26.911								
12	2	2:35.472	43.590	1:12.092	39.790	224.7	45:02.383								
62 Chevron B31 1975 1.Douglas TITFORD P-2L 2.Trevor REEVES															
1	1	3:45.248	1:23.788	1:35.800	45.660	125.9	3:45.248								
2	1	2:59.358	50.909	1:24.421	44.028	179.4	6:44.606								
3	1	2:53.093	48.440	1:20.043	44.610	171.3	9:37.699								
4	1	2:50.385	48.012	1:19.166	43.207	194.7	12:28.084								
65 Ferrari 512 BBLM 1979 1.Alexander RITTWEGER GT2															
1	1	2:58.754	53.327	1:21.048	44.379	171.0	2:58.754								
2	1	2:37.788	44.596	1:11.378	41.814	219.9	5:36.542								
3	1	2:36.672	44.107	1:12.180	40.385	214.3	8:13.214								
4	1	2:39.529	46.030	1:12.239	41.260	199.7	10:52.743								
5	1	2:39.443	44.187	1:13.923	41.333	211.2	13:32.186								
6	1	2:36.436	44.348	1:11.267	40.821	218.5	16:08.622								
7	1	2:37.407	44.128	1:11.796	41.483	215.2	18:46.029								
8	1	2:41.747	45.110	1:13.827	42.810	223.7	21:27.776								
9	1	20:20.900 B													
68 Porsche 935/2 1979 1.Marc DUEZ GT2 2.Sébastien CRUBILE															
1	1	3:36.445	1:17.719	1:31.788	46.938	134.7	3:36.445								
2	1	3:05.376	49.638	1:31.729	44.009	172.1	6:41.821								
3	1	2:46.989	45.315	1:19.545	42.129	195.9	9:28.810								
4	1	2:42.747	45.187	1:16.058	41.502	204.5	12:11.557								
5	1	2:44.913	44.912	1:17.260	42.741	201.7	14:56.470								
6	1	3:04.837	45.525	1:25.741	53.571	207.0	18:01.307								
7	2	5:18.792 B	3:26.017	1:13.392	39.383	208.2	23:20.099								
8	2	3:23.240	42.861	1:22.479	1:17.900	230.3	26:43.339								
9	2	10:01.726 B	8:08.061	1:13.606	40.059	197.8	36:45.065								
10	2	2:33.831	43.097	1:11.379	39.355	225.7	39:18.896								
11	2	2:33.508	42.695	1:11.976	38.837	219.9	41:52.404								
12	2	2:33.054	42.187	1:11.973	38.894	231.3	44:25.458								
13	2	2:44.247	42.960	1:16.571	44.716	213.4	47:09.705								
70 Lola T292 1973 1.Jan MAGNUSSEN P-2L 2.Chris WARD															
1	1	2:40.104	48.191	1:13.941	37.972	163.1	2:40.104								
2	1	2:26.458	42.577	1:07.176	36.705	232.9	5:06.562								
3	1	2:22.500	41.307	1:04.801	36.392	230.8	7:29.062								
4	1	2:22.754	40.936	1:05.122	36.696	232.4	9:51.816								
5	1	2:26.342	40.950	1:08.311	37.081	234.5	12:18.158								
6	1	6:08.660 B	4:23.912	1:07.976	36.772	208.2	18:26.818								
7	1	2:22.802	40.906	1:05.236	36.660	234.5	20:49.620								
8	2	15:42.325 B	...	1:08.674	37.232	211.2	36:31.945								
9	2	2:24.218	41.642	1:05.823	36.753	231.8	38:56.163								
10	2	2:23.592	41.517	1:05.481	36.594	233.4	41:19.755								
11	2	2:23.276	40.958	1:05.631	36.687	234.0	43:43.031								
12	2	2:23.728	41.270	1:05.210	37.248	234.5	46:06.759								
78 Porsche 935 K3 1980 1.Andreas ROLNER GT2 2.Michael HOLDEN															



CLASSIC ENDURANCE RACING 2 SPA CLASSIC QUALIFYING

Sector Analysis

Lap under Red Flag Invalidated Lap Personal Best Session Best B Crossing the pit lane

Lap	D	Time	Sector 1	Sector 2	Sector 3	T. Spd	Elapsed	Lap	D	Time	Sector 1	Sector 2	Sector 3	T. Spd	Elapsed
1	1	3:46.374	1:29.294	1:31.555	45.525	136.9	3:46.374	7	1	3:24.504	43.585	1:39.743	1:01.176	173.9	27:28.316
2	1	2:48.077	45.516	1:19.787	42.774	205.7	6:34.451	8	1	9:35.419 B	7:46.806	1:10.055	38.558	197.8	37:03.735
3	1	2:43.461	46.151	1:16.324	40.986	204.1	9:17.912	9	1	2:28.744	42.619	1:08.161	37.964	224.7	39:32.479
4	1	2:39.054	44.014	1:14.876	40.164	210.8	11:56.966	10	1	2:32.694	42.470	1:10.464	39.760	205.7	42:05.173
5	1	2:56.790	44.614	1:27.885	44.291	162.3	14:53.756	11	1	2:32.064	44.101	1:09.200	38.763	216.2	44:37.237
6	1	2:42.430	43.285	1:15.795	43.350	206.1	17:36.186	12	1	2:30.189	42.603	1:08.592	38.994	220.3	47:07.426
7	1	5:00.477 B	3:03.209	1:15.909	41.359	193.3	22:36.663								
8	1	2:43.750	43.079	1:12.693	47.978	219.4	25:20.413								
9	2	12:28.027 B	...	1:26.448	46.658	122.9	37:48.440								
10	2	2:35.212	43.450	1:11.966	39.796	203.7	40:23.652								
11	2	2:34.077	42.840	1:11.877	39.360	211.7	42:57.729								
12	2	2:33.304	42.630	1:11.229	39.445	200.1	45:31.033								

80 Ligier JS 2 1975
1. Olivier BREITMAYER
GT2

1	1	3:59.584	1:41.951	1:29.465	48.168	130.9	3:59.584
2	1	2:58.259	50.108	1:20.629	47.522	196.6	6:57.843
3	1	2:55.140	45.494	1:20.860	48.786	200.9	9:52.983
4	1	2:39.937	44.222	1:14.207	41.508	212.1	12:32.920
5	1	2:44.274	44.846	1:16.215	43.213	206.5	15:17.194
6	1	2:39.203	43.847	1:12.712	42.644	205.3	17:56.397
7	1	2:45.157	45.019	1:16.809	43.329	207.8	20:41.554
8	1	5:16.954 B	2:49.348	1:19.529	1:08.077	159.7	25:58.508
9	1	13:00.259 B	...	1:16.323	42.391	175.4	38:58.767
10	1	2:37.176	44.229	1:12.662	40.285	211.7	41:35.943
11	1	2:36.237	43.888	1:12.245	40.104	209.9	44:12.180

81 Ford Capri Zakspeed Turbo 1981
1. Emile BREITMAYER
GT2

1	1	4:12.732	1:47.229	1:36.255	49.248	119.4	4:12.732
2	1	2:53.522	49.301	1:17.755	46.466	180.3	7:06.254
3	1	10:22.851	8:23.488	1:14.175	45.188	199.7	17:29.105
4	1	2:27.866	41.184	1:08.691	37.991	237.2	19:56.971
5	1	2:36.239	43.212	1:12.111	40.916	196.6	22:33.210
6	1	2:44.645	42.748	1:13.491	48.406	215.2	25:17.855
7	1	13:01.226 B	...	1:18.794	41.028	183.6	38:19.081
8	1	2:37.641	42.681	1:14.708	40.252	200.9	40:56.722

83 Aston Martin DBS V8 RHAM/1 1977
1. Paul CHASE-GARDENER
GT2

1	1	3:29.036	1:09.909	1:29.838	49.289	143.8	3:29.036
2	1	3:01.597	50.197	1:24.356	47.044	173.9	6:30.633
3	1	3:06.778	50.541	1:28.069	48.168	172.1	9:37.411
4	1	3:35.744	52.461	1:33.703	1:09.580	186.9	13:13.155

85 Lola T292 1973
1. Tony SINCLAIR
P-2L

1	1	3:38.976					3:38.976
2	1	2:35.919					6:14.895
3	1	2:30.236					8:45.131
4	1	2:30.441					11:15.572
5	1	2:36.451					13:52.023
6	1	10:11.789	8:19.291	1:12.824	39.674	204.1	24:03.812

99 Lola T292 1973
1. Cal MEEKER
P+2L

1	1	2:55.882	53.852	1:20.798	41.232	164.6	2:55.882
2	1	2:32.355	42.258	1:10.738	39.359	231.3	5:28.237
3	1	2:45.801	41.579	1:21.204	43.018	227.2	8:14.038
4	1	14:47.255 B	...	1:16.092	40.067	179.4	23:01.293
5	1	3:11.820	43.983	1:19.390	1:08.447	186.6	26:13.113
6	1	14:06.302 B	...	1:37.742	43.724	205.3	40:19.415

119 Chevron B21 1972
1. Philippe PEAUGER
2. Jean-Claude ANDRUET
P-2L

1	2	3:57.611	1:33.958	1:34.332	49.321	123.6	3:57.611
2	2	3:12.891	53.684	1:30.358	48.849	155.4	7:10.502
3	2	3:08.604	51.467	1:28.071	49.066	168.2	10:19.106
4	2	3:12.687	54.277	1:29.359	49.051	171.8	13:31.793
5	2	3:08.610	50.401	1:27.440	50.769	181.9	16:40.403
6	1	6:45.529 B	4:26.734	1:31.378	47.417	161.5	23:25.932
7	1	3:34.340	52.001	1:35.297	1:07.042	160.3	27:00.272
8	1	10:55.275 B	8:39.607	1:27.893	47.775	144.2	37:55.547

180 Porsche 934/5 1977
1. Lars ROLNER
2. Pierre-Alain THIBAUT
GT2

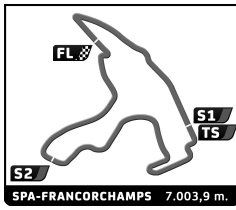
1	1	3:45.229	1:30.188	1:30.231	44.810	139.5	3:45.229
2	1	2:42.864	44.272	1:17.832	40.760	208.7	6:28.093
3	1	2:33.671	43.143	1:11.609	38.919	212.6	9:01.764
4	1	2:32.923	43.072	1:10.991	38.860	242.3	11:34.687
5	1	3:08.093	46.222	1:29.759	52.112	155.9	14:42.780
6	1	6:37.565 B	4:21.663	1:28.922	46.980	146.5	21:20.345
7	1	2:46.606	47.157	1:18.365	41.084	206.5	24:06.951
8	1	3:24.747	44.934	1:36.264	1:03.549	177.2	27:31.698
9	1	9:46.803 B	7:48.161	1:17.466	41.176	195.5	37:18.501
10	1	2:37.225	43.624	1:13.473	40.128	217.5	39:55.726
11	1	2:36.424	43.134	1:13.522	39.768	207.8	42:32.150
12	1	2:34.640	42.594	1:12.502	39.544	216.2	45:06.790

188 March 75S 1975
1. Kevin COOKE
P-2L

1	1	3:10.900	1:03.690	1:24.544	42.666	161.0	3:10.900
2	1	2:48.807	48.506	1:18.188	42.113	180.0	5:59.707
3	1	10:33.861	8:30.361	1:20.690	42.810	160.5	16:33.568
4	1	2:51.608	48.743	1:17.537	45.328	186.6	19:25.176
5	1	3:18.421	55.312	1:26.662	56.447	152.1	22:43.597

223 Lola T292 1973
1. Floris FICK
P-2L

1	1	3:41.355	1:20.109	1:33.125	48.121	128.3	3:41.355
---	---	----------	----------	----------	--------	-------	----------



CLASSIC ENDURANCE RACING 2 SPA CLASSIC QUALIFYING

Sector Analysis

■ Lap under Red Flag
 ■ Invalidated Lap
 ■ Personal Best
 ■ Session Best
 B Crossing the pit lane

Lap	D	Time	Sector 1	Sector 2	Sector 3	T. Spd	Elapsed	Lap	D	Time	Sector 1	Sector 2	Sector 3	T. Spd	Elapsed
2	1	2:54.747	47.952	1:21.945	44.850	181.6	6:36.102								
3	1	2:53.260	48.326	1:20.116	44.818	187.6	9:29.362								
4	1	5:38.475 B	3:33.626	1:20.914	43.935	191.8	15:07.837								
5	1	2:47.714	47.099	1:16.732	43.883	197.4	17:55.551								
6	1	2:51.177	47.244	1:19.058	44.875	187.9	20:46.728								
7	1	2:47.551	47.018	1:17.117	43.416	204.9	23:34.279								
8	1	3:28.673	47.239	1:33.844	1:07.590	204.1	27:02.952								
9	1	10:50.344 B	8:43.067	1:22.150	45.127	176.3	37:53.296								
10	1	2:51.124	47.279	1:19.175	44.670	190.4	40:44.420								
11	1	2:47.089	46.744	1:17.503	42.842	205.3	43:31.509								
12	1	2:52.019	47.090	1:20.883	44.046	191.8	46:23.528								