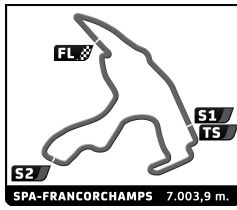


CLASSIC ENDURANCE RACING 2 SPA CLASSIC PRIVATE PRACTICE

Sector Analysis

Lap under Red Flag Invalidated Lap Personal Best Session Best Crossing the pit lane

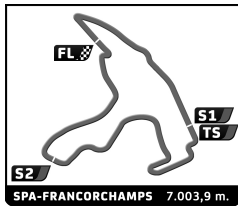
Lap	D	Time	Sector 1	Sector 2	Sector 3	T. Spd	Elapsed	Lap	D	Time	Sector 1	Sector 2	Sector 3	T. Spd	Elapsed
1 Lola T286 1976 1. Maxime GUENAT P+2L								4	1	2:50.004	48.044	1:17.867	44.093	184.2	14:52.734
1	1	3:06.199	1:04.816	1:20.462	40.921	164.1	3:06.199	5	1	2:50.160	48.145	1:18.417	43.598	196.2	17:42.894
2	1	2:36.782	44.070	1:13.733	38.979	223.2	5:42.981	6	1	2:48.101	47.996	1:17.201	42.904	190.7	20:30.995
3	1	8:05.492 B	6:12.889	1:13.603	39.000	209.9	13:48.473	7	1	2:52.588	48.217	1:20.107	44.264	182.6	23:23.583
4	1	2:33.400	43.191	1:09.834	40.375	207.4	16:21.873	8	1	12:08.542 B	...	1:19.046	42.930	188.3	35:32.125
5	1	5:08.664 B	3:18.071	1:12.248	38.345	216.6	21:30.537	9	1	2:46.149	47.140	1:16.855	42.154	202.1	38:18.274
6	1	2:27.627	41.413	1:08.720	37.494	230.8	23:58.164	10	1	2:46.880	46.802	1:16.606	43.472	203.7	41:05.154
7	1	4:09.320	41.364	2:01.922	1:26.034	242.3	28:07.484	11	1	2:43.428	46.786	1:14.594	42.048	205.3	43:48.582
								12	1	2:42.128	46.350	1:14.279	41.499	210.8	46:30.710
10 Porsche 935 1980 1. Jim NORMAN GT2															
1	1	2:59.083	48.296	1:25.424	45.363	148.2	2:59.083								
2	1	2:51.764	48.292	1:18.850	44.622	166.2	5:50.847								
3	1	2:47.342	46.802	1:17.938	42.602	191.1	8:38.189								
4	1	2:46.516	46.169	1:17.227	43.120	180.3	11:24.705								
5	1	2:44.241	46.361	1:15.726	42.154	187.3	14:08.946								
6	1	7:21.513 B	5:21.439	1:17.605	42.469	175.1	21:30.459								
11 Cheetah G601 1976 1. Beat EGGIMANN P-2L															
1	1	3:14.226	1:04.623	1:26.962	42.641	132.1	3:14.226								
2	1	5:28.641 B	3:31.280	1:16.660	40.701	174.5	8:42.867								
3	1	2:42.023	44.692	1:16.421	40.910	185.6	11:24.890								
4	1	2:35.516	44.518	1:11.668	39.330	180.6	14:00.406								
5	1	2:37.296	45.485	1:12.593	39.218	198.5	16:37.702								
6	1	2:34.880	44.146	1:11.230	39.504	188.6	19:12.582								
7	1	2:34.586	44.226	1:10.797	39.563	204.1	21:47.168								
8	1	2:43.790	46.249	1:15.041	42.500	195.5	24:30.958								
9	1	7:08.250 B	4:01.900	2:08.738	57.612	74.6	31:39.208								
10	1	2:38.408	45.385	1:11.778	41.245	207.4	34:17.616								
11	1	2:35.231	43.675	1:11.465	40.091	204.5	36:52.847								
12	1	2:39.249	43.824	1:14.931	40.494	209.5	39:32.096								
13	1	2:34.798	44.163	1:11.386	39.249	198.1	42:06.894								
14	1	2:34.470	43.406	1:11.649	39.415	218.5	44:41.364								
15	1	2:34.639	43.545	1:10.998	40.096	201.7	47:16.003								
12 Lola T282 1973 1. Stéphane NGUYEN P+2L															
1	1	2:55.660	46.179	1:24.599	44.882	144.8	2:55.660								
2	1	2:39.350	44.730	1:14.566	40.054	203.7	5:35.010								
3	1	2:36.158	43.000	1:13.675	39.483	171.0	8:11.168								
4	1	5:40.276 B	3:51.538	1:10.429	38.309	173.9	13:51.444								
5	1	2:34.368	41.450	1:11.660	41.258	217.5	16:25.812								
6	1	2:29.841	42.047	1:09.620	38.174	204.5	18:55.653								
7	1	2:38.789	41.968	1:15.624	41.197	201.7	21:34.442								
13 Lola T298 1981 1. Simon NOBILI P-2L															
1	1	4:21.339	1:57.395	1:34.833	49.111	102.2	4:21.339								
2	1	4:44.930 B	2:30.869	1:25.478	48.583	163.8	9:06.269								
3	1	2:56.461	50.015	1:21.837	44.609	167.9	12:02.730								
18 Lola T296 1975 1. John BARBOUR P-2L															
1	1	3:51.099	1:22.478	1:36.489	52.132	121.0	3:51.099								
2	1	3:02.488	53.113	1:22.213	47.162	149.0	6:53.587								
3	1	3:00.750	51.780	1:21.770	47.200	166.8	9:54.337								
4	1	3:14.292 B	49.430	1:21.579	1:03.283	157.5	13:08.629								
5	1	3:44.526	1:38.613	1:20.132	45.781	170.4	16:53.155								
6	1	5:57.554 B	3:52.437	1:19.690	45.427	155.1	22:50.709								
7	1	3:42.605	48.341	1:27.368	1:26.896	191.1	26:33.314								
8	1	5:03.045	1:49.504	2:04.438	1:09.103	70.3	31:36.359								
9	1	2:53.085	50.103	1:19.137	43.845	174.2	34:29.444								
10	1	2:52.672	48.788	1:19.312	44.572	184.2	37:22.116								
11	1	2:46.292	46.479	1:16.610	43.203	200.1	40:08.408								
20 Porsche 935 1976 1. Eric ZUCCATTI GT2															
1	1	3:39.910	1:15.258	1:35.055	49.597	125.1	3:39.910								
2	1	2:58.421	47.954	1:24.302	46.165	172.4	6:38.331								
3	1	2:51.917	46.583	1:18.748	46.586	176.0	9:30.248								
4	1	3:02.963 B	48.107	1:19.057	55.799	182.9	12:33.211								
5	1	6:39.646	4:33.182	1:22.422	44.042	175.4	19:12.857								
6	1	2:49.587	47.977	1:19.000	42.610	185.6	22:02.444								
7	1	2:49.167	45.759	1:20.353	43.055	191.5	24:51.611								
8	1	5:24.141	1:42.880	2:10.351	1:30.910	74.7	30:15.752								
9	1	3:12.318	1:11.811	1:18.048	42.459	189.0	33:28.070								
10	1	2:58.010 B	46.776	1:18.486	52.748	190.0	36:26.080								
11	1	5:33.734	3:31.410	1:19.568	42.756	181.0	41:59.814								
12	1	2:46.702	45.969	1:18.693	42.040	202.1	44:46.516								
13	1	3:09.762 B	45.863	1:20.256	1:03.643	201.7	47:56.278								
21 Chevron B26 1974 1. John EMBERSON P-2L 2. Nigel GREENSALL															
1	1	6:52.179	4:22.344	1:33.072	56.763	136.5	6:52.179								
2	1	6:48.894 B	4:51.367	1:15.715	41.812	145.2	13:41.073								
3	1	2:44.083	46.818	1:13.079	44.186	169.6	16:25.156								
4	1	2:39.261	46.050	1:12.989	40.222	174.8	19:04.417								
5	1	3:09.871 B	1:17.344	1:12.681	39.846	185.6	22:14.288								
6	1	2:39.135	45.762	1:12.514	40.859	189.3	24:53.423								
7	1	7:25.547 B	4:57.726	1:47.641	40.180	67.7	32:18.970								
8	1	2:38.225	45.807	1:12.296	40.122	186.6	34:57.195								
9	1	2:35.008	44.047	1:11.686	39.275	191.5	37:32.203								
10	2	4:25.409 B	2:31.306	1:12.273	41.830	184.5	41:57.612								
11	2	2:29.185	42.896	1:07.672	38.617	220.8	44:26.797								



CLASSIC ENDURANCE RACING 2 SPA CLASSIC PRIVATE PRACTICE

Sector Analysis

Lap under Red Flag											Invalidated Lap	Personal Best	Session Best	B Crossing the pit lane	
Lap	D	Time	Sector 1	Sector 2	Sector 3	T. Spd	Elapsed	Lap	D	Time	Sector 1	Sector 2	Sector 3	T. Spd	Elapsed
28		BMW M1 Procar 1979		1. Michael HINDERER		GT2									
1	1	3:32.051	1:11.137	1:32.866	48.048	124.2	3:32.051	6	2	5:58.729 B	3:51.329	1:21.670	45.730	160.8	22:11.755
2	1	3:00.130	52.481	1:21.464	46.185	169.6	6:32.181	7	2	3:06.999	51.818	1:19.201	55.980	156.1	25:18.754
3	1	2:57.010	49.702	1:20.518	46.790	176.3	9:29.191	8	2	5:26.321	1:44.098	2:12.638	1:29.585	76.7	30:45.075
4	1	2:55.002	49.383	1:20.551	45.068	176.3	12:24.193	9	2	3:17.865	1:09.035	1:23.173	45.657	149.7	34:02.940
5	1	2:53.029	48.335	1:19.310	45.384	182.2	15:17.222	10	2	2:53.534	49.179	1:19.087	45.268	178.1	36:56.474
6	1	2:49.566	49.047	1:16.847	43.672	189.7	18:06.788	11	2	2:55.612	49.687	1:19.520	46.405	177.5	39:52.086
7	1	3:13.467 B	48.179	1:20.540	1:04.748	177.5	21:20.255	12	2	2:51.356	47.818	1:19.129	44.409	174.2	42:43.442
8	1	25:46.932	...	1:17.809	43.603	179.7	47:07.187	13	2	2:56.181	49.128	1:17.120	49.933	163.6	45:39.623
31		Lola T297 1978		1. Josh TUGGLE		P-2L									
1	1	3:08.831	1:05.390	1:22.202	41.239	145.8	3:08.831	1	1	4:13.265	1:48.698	1:35.378	49.189	107.1	4:13.265
2	1	2:37.309	44.932	1:12.762	39.615	199.3	5:46.140	2	1	2:51.200	48.505	1:20.080	42.615	161.5	7:04.465
3	1	2:40.704	47.421	1:11.152	42.131	210.4	8:26.844	3	1	2:49.381	46.131	1:19.865	43.385	173.6	9:53.846
4	1	2:32.316	44.192	1:09.309	38.815	222.3	10:59.160	4	1	2:45.706	46.756	1:16.535	42.415	172.1	12:39.552
5	1	2:31.560	43.719	1:09.384	38.457	230.8	13:30.720	5	1	4:59.462 B	2:59.256	1:18.051	42.155	184.2	17:39.014
6	1	2:35.652	43.499	1:12.202	39.951	221.3	16:06.372	6	1	2:38.571	43.622	1:14.223	40.726	184.9	20:17.585
7	1	6:03.749 B	4:14.411	1:10.794	38.544	199.3	22:10.121	7	1	2:40.469	46.079	1:14.271	40.119	199.3	22:58.054
8	1	2:38.571	43.415	1:12.870	42.286	232.9	24:48.692	8	1	3:13.413	44.066	1:17.855	1:11.492	193.3	26:11.467
9	1	5:25.006	1:42.647	2:12.100	1:30.259	76.8	30:13.698	9	1	8:21.555 B	6:24.227	1:16.420	40.908	163.8	34:33.022
10	1	3:07.437	1:13.655	1:11.438	42.344	208.7	33:21.135	10	1	2:36.182	44.329	1:12.787	39.066	198.9	37:09.204
11	1	2:32.374	44.107	1:09.851	38.416	224.2	35:53.509	11	1	2:48.517	42.485	1:13.148	52.884	218.0	39:57.721
12	1	2:30.039	43.235	1:08.729	38.075	230.8	38:23.548	12	1	2:38.901	43.465	1:13.819	41.617	198.1	42:36.622
13	1	2:32.934	43.134	1:11.568	38.232	223.7	40:56.482	13	1	2:36.883	43.455	1:13.315	40.113	201.3	45:13.505
14	1	2:29.956	42.713	1:09.159	38.084	220.8	43:26.438								
32		Lola T296 1976		1. Bert SMEETS		P-2L									
1	1	3:50.754	1:25.350	1:36.469	48.935	122.9	3:50.754	1	1	3:52.653	1:24.446	1:35.891	52.316	118.5	3:52.653
2	1	2:44.110	46.343	1:15.422	42.345	195.1	6:34.864	2	1	4:00.122 B	2:03.227	1:16.040	40.855	164.9	7:52.775
3	1	2:42.669	46.543	1:14.677	41.449	218.0	9:17.533	3	1	2:36.634	45.790	1:10.831	40.013	205.7	10:29.409
4	1	2:40.792	45.546	1:13.992	41.254	231.8	11:58.325	4	1	7:27.082 B	5:36.430	1:10.844	39.808	195.9	17:56.491
5	1	3:08.095 B	45.647	1:23.496	58.952	228.7	15:06.420	5	1	6:52.895 B	4:49.263	1:20.334	43.298	154.0	24:49.386
6	1	9:41.807	7:38.782	1:20.357	42.668	166.0	24:48.227	6	1	9:32.932 B	7:35.436	1:14.887	42.609	170.4	34:22.318
7	1	5:15.519	1:35.812	2:10.783	1:28.924	77.3	30:03.746	7	1	2:41.994	47.115	1:13.043	41.836	194.0	37:04.312
8	1	3:20.910	1:21.531	1:16.712	42.667	202.9	33:24.656	8	1	2:45.216	45.891	1:14.102	45.223	206.5	39:49.528
9	1	2:39.824	45.506	1:14.139	40.179	210.4	36:04.480	9	1	2:41.807	45.825	1:13.503	42.479	200.9	42:31.335
10	1	2:36.359	44.462	1:12.079	39.818	226.2	38:40.839	10	1	2:40.565	45.592	1:13.432	41.541	208.7	45:11.900
11	1	2:56.172	44.464	1:21.059	50.649	220.8	41:37.011								
12	1	2:50.043	47.907	1:17.745	44.391	227.7	44:27.054								
13	1	2:53.560	44.759	1:21.080	47.721	209.5	47:20.614								
36		Lotus Esprit Gr.5 1979		1. Greg CATON 2. Kenneth BAIRD		GT2									
1	1	3:54.810	1:29.837	1:33.438	51.535	130.7	3:54.810	1	1	2:39.576	48.499	1:12.578	38.499	181.9	2:39.576
2	1	3:07.443	52.577	1:24.561	50.305	156.3	7:02.253	2	1	2:27.486	42.595	1:07.459	37.432	223.7	5:07.062
3	1	3:06.086	52.420	1:23.512	50.154	164.1	10:08.339	3	1	2:25.787	41.657	1:06.918	37.212	225.7	7:32.849
4	1	3:01.402	51.052	1:23.640	46.710	158.3	13:09.741	4	1	2:24.623	41.461	1:05.828	37.334	225.7	9:57.472
5	1	3:03.285	52.326	1:23.639	47.320	152.6	16:13.026								
39		Lancia Beta Montecarlo Turbo Gr.5 1981		1. Luca BETTI		GT2									
1	1	4:13.265	1:48.698	1:35.378	49.189	107.1	4:13.265								
2	1	2:51.200	48.505	1:20.080	42.615	161.5	7:04.465								
3	1	2:49.381	46.131	1:19.865	43.385	173.6	9:53.846								
4	1	2:45.706	46.756	1:16.535	42.415	172.1	12:39.552								
5	1	4:59.462 B	2:59.256	1:18.051	42.155	184.2	17:39.014								
6	1	2:38.571	43.622	1:14.223	40.726	184.9	20:17.585								
7	1	2:40.469	46.079	1:14.271	40.119	199.3	22:58.054								
8	1	3:13.413	44.066	1:17.855	1:11.492	193.3	26:11.467								
9	1	8:21.555 B	6:24.227	1:16.420	40.908	163.8	34:33.022								
10	1	2:36.182	44.329	1:12.787	39.066	198.9	37:09.204								
11	1	2:48.517	42.485	1:13.148	52.884	218.0	39:57.721								
12	1	2:38.901	43.465	1:13.819	41.617	198.1	42:36.622								
13	1	2:36.883	43.455	1:13.315	40.113	201.3	45:13.505								
45		Chevron B36 1976		1. Gianluigi CANDIANI 2. Frédéric ROUVIER		P-2L									
1	1	3:52.653	1:24.446	1:35.891	52.316	118.5	3:52.653								
2	1	4:00.122 B	2:03.227	1:16.040	40.855	164.9	7:52.775								
3	1	2:36.634	45.790	1:10.831	40.013	205.7	10:29.409								
4	1	7:27.082 B	5:36.430	1:10.844	39.808	195.9	17:56.491								
5	1	6:52.895 B	4:49.263	1:20.334	43.298	154.0	24:49.386								
6	1	9:32.932 B	7:35.436	1:14.887	42.609	170.4	34:22.318								
7	1	2:41.994	47.115	1:13.043	41.836	194.0	37:04.312								
8	1	2:45.216	45.891	1:14.102	45.223	206.5	39:49.528								
9	1	2:41.807	45.825	1:13.503	42.479	200.9	42:31.335								
10	1	2:40.565	45.592	1:13.432	41.541	208.7	45:11.900								
49		TOJ SC303 1978		1. Dominique GUENAT		P+2L									
1	1	4:09.921	1:49.714	1:32.452	47.755	112.1	4:09.921								
2	1	2:43.131	45.329	1:17.475	40.327	191.1	6:53.052								
3	1	2:35.985	42.915	1:10.575	42.495	192.2	9:29.037								
4	1	9:26.329 B	7:13.372	1:26.506	46.451	162.8	18:55.366								
5	1	13:13.006 B	...	2:02.460	41.860	70.4	32:08.372								
6	1	2:34.355	44.032	1:11.732	38.591	195.9	34:42.727								
51		Chevron B26 1974		1. Christian PITTARD 2. Darren BURKE		P-2L									
1	1	2:39.576	48.499	1:12.578	38.499	181.9	2:39.576								
2	1	2:27.486	42.595	1:07.459	37.432	223.7	5:07.062								
3	1	2:25.787	41.657	1:06.918	37.212	225.7	7:32.849								
4	1	2:24.623	41.461	1:05.828	37.334	225.7	9:57.472								



CLASSIC ENDURANCE RACING 2 SPA CLASSIC PRIVATE PRACTICE

Sector Analysis

Lap under Red Flag Invalidated Lap Personal Best Session Best Crossing the pit lane

Lap	D	Time	Sector 1	Sector 2	Sector 3	T. Spd	Elapsed	Lap	D	Time	Sector 1	Sector 2	Sector 3	T. Spd	Elapsed
5	1	2:41.475 B	42.339	1:08.929	50.207	226.7	12:38.947	7	2	4:10.372	45.818	1:56.905	1:27.649	191.8	28:12.539
6	1	7:09.207	5:07.987	1:18.405	42.815	146.9	19:48.154	8	2	6:11.213 B	4:17.448	1:13.501	40.264	191.5	34:23.752
7	1	2:40.055	46.098	1:12.223	41.734	198.5	22:28.209	9	2	2:36.641	45.338	1:10.707	40.596	214.8	37:00.393
8	1	2:46.216	46.401	1:11.500	48.315	199.7	25:14.425	10	2	2:36.652	44.652	1:10.704	41.296	215.2	39:37.045
9	1	5:29.246	1:45.863	2:12.104	1:31.279	75.6	30:43.671	11	2	2:39.556	46.401	1:12.654	40.501	213.9	42:16.601
10	1	3:00.160	1:06.979	1:12.725	40.456	174.5	33:43.831								
11	1	2:37.267	45.102	1:11.383	40.782	212.6	36:21.098								
12	1	2:33.474	44.558	1:09.923	38.993	213.4	38:54.572								
13	1	2:32.734	44.218	1:09.598	38.918	195.5	41:27.306								
14	1	2:34.045	44.574	1:10.367	39.104	182.6	44:01.351								
15	1	2:31.301	43.763	1:08.635	38.903	218.5	46:32.652								

52		TOJ SC304 1976		1.Yves SCEMAMA		P+2L	
1	1	8:03.051	5:45.754	1:33.257	44.040	139.3	8:03.051
2	1	5:46.199 B	3:51.782	1:14.174	40.243	191.1	13:49.250
3	1	2:34.761	42.936	1:11.219	40.606	197.8	16:24.011
4	1	2:32.264	42.527	1:10.636	39.101	203.3	18:56.275
5	1	2:32.571	42.509	1:12.145	37.917	195.1	21:28.846

54		Porsche 935 1979		1.Dennis BUSCH		2.Marc BUSCH		GT2	
1	1	6:10.444	4:09.706	1:18.923	41.815	159.3	6:10.444		
2	1	2:35.193	43.946	1:12.407	38.840	196.2	8:45.637		
3	1	2:30.281	41.942	1:10.579	37.760	224.2	11:15.918		
4	1	2:29.771	41.894	1:10.041	37.836	222.7	13:45.689		
5	1	2:56.831 B	44.625	1:17.978	54.228	187.6	16:42.520		
6	2	6:18.877	4:21.132	1:16.619	41.126	181.6	23:01.397		
7	2	3:39.669 B	45.060	1:17.251	1:37.358	207.8	26:41.066		
8	2	7:30.147	5:36.942	1:12.851	40.354	184.5	34:11.213		
9	2	2:34.340	43.622	1:12.266	38.452	213.0	36:45.553		
10	2	2:33.283	42.791	1:10.427	40.065	221.8	39:18.836		
11	2	2:32.074	43.158	1:10.360	38.556	218.0	41:50.910		
12	2	2:32.904	42.619	1:10.007	40.278	232.4	44:23.814		

59		Porsche 934/5 1981		1.Georges CABANNE		2.Charly BOURACHOT		GT2	
1	1	3:35.469	1:22.975	1:28.400	44.094	125.4	3:35.469		
2	1	2:45.680	48.296	1:16.013	41.371	174.2	6:21.149		
3	1	28:42.067	44.533	...	42.068	189.7	35:03.216		
4	1	2:38.824	44.739	1:13.289	40.796	207.8	37:42.040		
5	1	2:37.438	44.284	1:12.643	40.511	201.3	40:19.478		
6	1	2:35.880	44.167	1:12.220	39.493	217.1	42:55.358		
7	1	2:48.143 B	44.335	1:12.039	51.769	218.0	45:43.501		

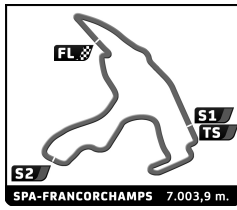
62		Chevron B31 1975		1.Douglas TITFORD		2.Trevor REEVES		P-2L	
1	1	3:34.741	1:13.480	1:32.307	48.954	122.0	3:34.741		
2	1	4:57.231 B	2:41.003	1:28.625	47.603	178.4	8:31.972		
3	1	3:05.593	50.974	1:28.011	46.608	150.8	11:37.565		
4	1	3:01.045	50.394	1:25.298	45.353	151.9	14:38.610		
5	1	3:03.929	51.593	1:26.253	46.083	153.3	17:42.539		
6	2	6:19.628 B	4:21.329	1:17.709	40.590	149.9	24:02.167		

65		Ferrari 512 BBLM 1979		1.Alexander RITTWEGER		GT2	
1	1	7:56.690	5:46.312	1:25.016	45.362	153.5	7:56.690
2	1	4:14.703 B	2:16.617	1:16.354	41.732	181.9	12:11.393
3	1	2:41.836	46.158	1:13.959	41.719	198.1	14:53.229
4	1	2:41.644	46.028	1:14.465	41.151	203.7	17:34.873
5	1	2:40.204	45.197	1:13.427	41.580	200.1	20:15.077
6	1	2:38.278	44.445	1:13.062	40.771	209.9	22:53.355
7	1	3:16.555	45.339	1:18.395	1:12.821	192.9	26:09.910
8	1	8:02.312 B	6:05.560	1:14.088	42.664	185.9	34:12.222
9	1	2:38.200	43.696	1:13.821	40.683	209.5	36:50.422
10	1	2:46.904	44.157	1:17.631	45.116	216.6	39:37.326
11	1	5:18.583 B	3:25.140	1:12.809	40.634	188.3	44:55.909
12	1	2:38.274	44.425	1:12.997	40.852	225.7	47:34.183

68		Porsche 935/2 1979		1.Marc DUEZ		2.Sébastien CRUBILE		GT2	
1	1	3:32.259	1:21.073	1:27.005	44.181	166.5	3:32.259		
2	1	2:43.980	47.633	1:15.955	40.392	200.5	6:16.239		
3	1	2:38.638	44.419	1:14.233	39.986	218.9	8:54.877		
4	1	2:38.643	43.486	1:13.273	41.884	224.2	11:33.520		
5	1	11:57.340 B	9:36.210	1:32.001	49.129	146.5	23:30.860		
6	1	4:31.525	50.683	2:09.525	1:31.317	178.7	28:02.385		
7	1	5:22.124 B	2:51.433	1:40.752	49.939	56.1	33:24.509		
8	1	3:08.280	51.368	1:28.526	48.386	180.0	36:32.789		
9	1	3:03.006	48.297	1:27.079	47.630	175.4	39:35.795		
10	1	3:03.379	48.252	1:27.970	47.157	183.6	42:39.174		

70		Lola T292 1973		1.Jan MAGNUSSEN		2.Chris WARD		P-2L	
1	1	2:35.842	42.775	1:14.597	38.470	150.8	2:35.842		
2	1	2:26.044	42.259	1:06.773	37.012	225.7	5:01.886		
3	1	2:22.810	41.429	1:04.797	36.584	230.3	7:24.696		
4	1	2:25.105	40.834	1:05.748	38.523	234.0	9:49.801		
5	1	2:26.123	40.892	1:07.024	38.207	232.4	12:15.924		
6	1	2:23.241	41.022	1:04.795	37.424	232.4	14:39.165		
7	1	2:21.669	40.874	1:04.329	36.466	232.4	17:00.834		
8	2	5:33.894 B	3:46.544	1:10.019	37.331	197.0	22:34.728		
9	2	2:40.959 B	42.744	1:07.356	50.859	228.2	25:15.687		
10	2	9:40.389	7:54.199	1:08.864	37.326	210.4	34:56.076		
11	2	2:25.948	41.857	1:06.717	37.374	231.3	37:22.024		
12	2	2:27.193	41.255	1:06.740	39.198	234.5	39:49.217		
13	2	2:30.830	41.253	1:07.332	42.245	209.1	42:20.047		

78		Porsche 935 K3 1980		1.Andreas ROLNER		2.Michael HOLDEN		GT2	
1	1	3:46.113	1:21.033	1:36.281	48.799	137.8	3:46.113		

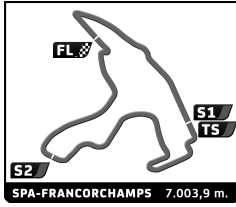


CLASSIC ENDURANCE RACING 2 SPA CLASSIC PRIVATE PRACTICE

Sector Analysis

Lap under Red Flag Invalidated Lap Personal Best Session Best Crossing the pit lane

Lap	D	Time	Sector 1	Sector 2	Sector 3	T. Spd	Elapsed	Lap	D	Time	Sector 1	Sector 2	Sector 3	T. Spd	Elapsed	
2	1	3:12.273 B	50.621	1:22.842	58.810	161.8	6:58.386	7	1	6:11.787 B	4:20.407	1:11.792	39.588	202.5	22:46.929	
3	1	7:18.586	5:15.738	1:20.260	42.588	175.1	14:16.972	8	1	2:38.876	42.845	1:10.250	45.781	202.9	25:25.805	
4	1	2:43.209	44.362	1:16.829	42.018	188.3	17:00.181	9	1	8:54.886 B	6:48.842	1:11.672	54.372	209.1	34:20.691	
5	1	2:40.648	43.712	1:15.384	41.552	198.9	19:40.829									
6	1	2:39.293	43.337	1:15.554	40.402	203.7	22:20.122									
7	1	2:50.294	43.087	1:17.126	50.081	189.7	25:10.416									
8	1	7:48.299 B	5:33.118	1:31.252	43.929	61.6	32:58.715									
9	1	2:39.033	44.058	1:14.139	40.836	183.9	35:37.748									
10	1	2:37.257	42.932	1:14.063	40.262	206.1	38:15.005									
11	1	2:39.901	43.103	1:15.813	40.985	200.9	40:54.906									
12	1	2:41.401	43.017	1:16.295	42.089	201.3	43:36.307									
13	1	2:34.549	42.583	1:12.171	39.795	212.6	46:10.856									
83	Aston Martin DBS V8 RHAM/1 1977 1. Paul CHASE-GARDENER GT2															
1	1	5:01.950	2:21.893	1:42.069	57.988	116.7	5:01.950									
2	1	3:24.633	59.199	1:33.489	51.945	133.8	8:26.583									
3	1	3:13.121	53.071	1:29.319	50.731	148.0	11:39.704									
4	1	3:03.885	52.508	1:24.229	47.148	148.6	14:43.589									
5	1	3:04.101	51.452	1:25.336	47.313	158.8	17:47.690									
6	1	3:04.654	51.900	1:24.853	47.901	166.8	20:52.344									
7	1	3:48.150	1:02.916	1:42.814	1:02.420	140.2	24:40.494									
8	1	8:33.383 B	6:09.370	1:34.988	49.025	60.3	33:13.877									
9	1	3:07.973	53.484	1:27.707	46.782	156.8	36:21.850									
10	1	2:59.992	50.309	1:23.089	46.594	168.2	39:21.842									
11	1	2:56.605	49.346	1:20.924	46.335	169.6	42:18.447									
12	1	2:59.946	51.838	1:22.195	45.913	165.7	45:18.393									
85	Lola T292 1973 1. Tony SINCLAIR P-2L															
1	1	2:59.469	59.941	1:17.608	41.920	158.8	2:59.469									
2	1	2:39.402	47.371	1:12.387	39.644	200.5	5:38.871									
3	1	2:34.144	43.924	1:11.329	38.891	207.8	8:13.015									
4	1	2:30.205	43.051	1:08.570	38.584	200.5	10:43.220									
5	1	2:29.355	42.758	1:08.252	38.345	215.7	13:12.575									
6	1	2:42.447	47.019	1:11.412	44.016	203.3	15:55.022									
7	1	5:56.628 B	4:07.674	1:09.924	39.030	195.9	21:51.650									
8	1	2:35.051	43.333	1:12.111	39.607	213.9	24:26.701									
9	1	4:51.246	1:02.784	2:14.518	1:33.944	72.4	29:17.947									
10	1	7:08.793 B	5:15.571	1:13.243	39.979	177.8	36:26.740									
11	1	2:29.674	43.842	1:07.709	38.123	222.7	38:56.414									
12	1	2:26.490	42.078	1:06.390	38.022	225.7	41:22.904									
13	1	2:27.342	43.199	1:06.483	37.660	225.7	43:50.246									
14	1	2:24.708	42.066	1:05.629	37.013	225.2	46:14.954									
99	Lola T292 1973 1. Cal MEEKER P+2L															
1	1	3:47.921	1:28.128	1:32.762	47.031	150.4	3:47.921									
2	1	2:42.802	45.520	1:16.746	40.536	189.0	6:30.723									
3	1	2:34.807	41.369	1:13.187	40.251	199.7	9:05.530									
4	1	2:31.552	40.611	1:10.215	40.726	203.3	11:37.082									
5	1	2:28.003	39.682	1:10.504	37.817	227.7	14:05.085									
6	1	2:30.057	40.804	1:11.217	38.036	218.0	16:35.142									
119	Chevron B21 1972 1. Philippe PEAUGER 2. Jean-Claude ANDRUET P-2L															
1	1	9:30.688	6:42.010	1:49.528	59.150	131.1	9:30.688									
2	1	3:32.928	59.035	1:39.528	54.365	145.0	13:03.616									
3	1	4:35.847 B	55.475	1:35.866	2:04.506	152.1	17:39.463									
4	1	7:31.403	4:58.751	1:37.063	55.589	148.6	25:10.866									
5	1	5:30.939	1:47.213	2:13.337	1:30.389	72.9	30:41.805									
6	1	3:40.927	1:11.267	1:35.680	53.980	156.8	34:22.732									
7	1	3:25.998	58.608	1:33.988	53.402	157.8	37:48.730									
8	1	3:25.570	57.267	1:34.778	53.525	135.2	41:14.300									
9	1	3:23.899	56.703	1:35.122	52.074	146.7	44:38.199									
10	1	3:19.519	54.942	1:33.296	51.281	155.6	47:57.718									
131	Chevron B31 1975 1. Charlie HYETT 2. Bruno PEREIRA P-2L															
1	1	4:08.443	1:48.021	1:33.175	47.247	135.4	4:08.443									
2	1	2:53.839	50.559	1:20.061	43.219	180.6	7:02.282									
3	1	2:49.742	49.461	1:17.368	42.913	180.0	9:52.024									
4	1	2:39.066	45.529	1:13.406	40.131	195.5	12:31.090									
5	1	2:52.896 B	45.610	1:15.132	52.154	198.1	15:23.986									
6	2	3:09.546	1:17.431	1:12.132	39.983	198.9	18:33.532									
7	2	2:35.383	44.921	1:11.073	39.389	201.3	21:08.915									
8	2	2:33.074	44.100	1:10.032	38.942	208.7	23:41.989									
9	2	4:31.065 B	52.494	2:01.802	1:36.769	131.6	28:13.054									
10	2	4:59.747 B	2:14.546	1:37.248	1:07.953	69.3	33:12.801									
11	1	6:36.804	4:44.895	1:10.791	41.118	210.4	39:49.605									
180	Porsche 934/5 1977 1. Lars ROLNER 2. Pierre-Alain THIBAUT GT2															
1	1	4:04.395	1:42.747	1:34.001	47.647	129.9	4:04.395									
2	1	2:53.964	48.100	1:21.190	44.674	176.6	6:58.359									
3	1	2:41.032	45.280	1:15.105	40.647	220.8	9:39.391									
4	1	2:41.045	43.932	1:16.215	40.898	197.0	12:20.436									
5	1	2:50.901 B	43.872	1:13.553	53.476	209.5	15:11.337									
6	2	6:30.388	4:25.872	1:23.179	41.337	153.7	21:41.725									
7	2	2:46.806	50.614	1:15.462	40.730	192.5	24:28.531									
8	2	4:52.809	1:12.516	2:06.965	1:33.328	68.4	29:21.340									
9	2	6:00.349 B	4:04.404	1:14.167	41.778	184.9	35:21.689									
10	2	2:33.907	43.466	1:11.638	38.803	208.2	37:55.596									
11	2	3:29.529	52.956	1:35.453	1:01.120	134.5	41:25.125									
223	Lola T292 1973 1. Floris FICK P-2L															
1	1	4:18.447 B	1:37.200	1:36.609	1:04.638	136.7	4:18.447									
2	1	5:10.418 B	1:55.294	1:51.845	1:23.279	75.7	9:28.865									
3	1	13:01.301	...	1:26.376	47.466	153.1	22:30.166									
4	1	8:29.438 B	5:10.074	1:53.754	1:25.610	79.7	30:59.604									
5	1	3:01.861	54.153	1:22.589	45.119	163.6	34:01.465									
6	1	2:53.467	48.611	1:20.406	44.450	177.8	36:54.932									



CLASSIC ENDURANCE RACING 2

SPA CLASSIC

PRIVATE PRACTICE

Sector Analysis

Lap under Red Flag Invalidated Lap Personal Best Session Best B Crossing the pit lane

Lap	D	Time	Sector 1	Sector 2	Sector 3	T. Spd	Elapsed	Lap	D	Time	Sector 1	Sector 2	Sector 3	T. Spd	Elapsed
7	1	2:48.060	47.004	1:17.641	43.415	201.3	39:42.992								
8	1	2:48.866	47.109	1:17.876	43.881	191.5	42:31.858								