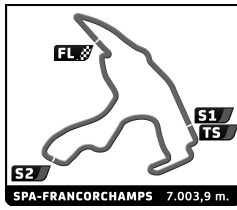


CLASSIC ENDURANCE RACING 1 SPA CLASSIC RACE

Sector Analysis

Lap under Red Flag Invalidated Lap Personal Best Session Best Crossing the pit lane

Lap	D	Time	Sector 1	Sector 2	Sector 3	T. Spd	Elapsed	Lap	D	Time	Sector 1	Sector 2	Sector 3	T. Spd	Elapsed		
2		Lola T210 1970 1. Frank JACOB						P-2L	4	1	2:41.774	46.344	1:13.899	41.531	200.1	10:58.704	
5	1	2:44.103	46.933	1:15.173	41.997	200.1	13:42.807	6	1	2:54.299	48.109	1:19.478	46.712	198.1	16:37.106		
1	1	2:47.850	50.162	1:15.701	41.987	200.9	2:47.850	6 Porsche 911 Carrera RSR 2.8 1973 1. Kurt THIEL								GT1	
2	1	2:40.986	45.817	1:13.852	41.317	192.2	5:28.836	1	1	3:15.007	1:03.133	1:22.539	49.335	184.2	3:15.007		
3	1	2:40.621	46.249	1:13.218	41.154	219.4	8:09.457	2	1	2:56.705	49.968	1:20.489	46.248	198.9	6:11.712		
4	1	2:41.486	45.847	1:14.295	41.344	218.9	10:50.943	3	1	2:57.249	50.079	1:21.480	45.690	189.7	9:08.961		
5	1	2:43.222	47.389	1:14.301	41.532	196.2	13:34.165	4	1	2:57.296	49.904	1:21.835	45.557	202.1	12:06.257		
6	1	2:44.299	46.059	1:15.798	42.442	194.4	16:18.464	5	1	2:57.977	50.070	1:21.346	46.561	189.7	15:04.234		
7	1	2:48.069	45.715	1:14.970	47.384	202.1	19:06.533	6	1	2:56.360	49.968	1:20.821	45.571	189.3	18:00.594		
8	1	5:31.292	1:45.980	2:14.121	1:31.191	71.2	24:37.825	7	1	4:17.259	50.005	2:00.532	1:26.722	162.0	22:17.853		
9	1	5:21.256	1:45.052	2:11.857	1:24.347	72.4	29:59.081	8	1	5:17.092	1:42.946	2:07.133	1:27.013	75.1	27:34.945		
10	1	2:45.050	48.195	1:15.087	41.768	212.6	32:44.131	9	1	6:10.806	4:03.643	1:21.831	45.332	185.2	33:45.751		
11	1	2:45.530	48.237	1:15.469	41.824	196.6	35:29.661	10	1	2:58.107	51.168	1:21.590	45.349	186.6	36:43.858		
12	1	5:19.709	3:23.911	1:13.263	42.535	209.5	40:49.370	11	1	2:56.615	49.994	1:21.464	45.157	204.5	39:40.473		
13	1	2:42.689	45.628	1:13.565	43.496	212.6	43:32.059	12	1	2:56.138	49.376	1:21.426	45.336	196.6	42:36.611		
14	1	2:41.440	45.622	1:14.314	41.504	223.2	46:13.499	13	1	2:56.579	49.366	1:21.847	45.366	191.1	45:33.190		
15	1	2:42.167	46.184	1:14.011	41.972	197.0	48:55.666	14	1	2:58.115	49.625	1:22.106	46.384	194.7	48:31.305		
16	1	2:41.479	46.009	1:14.313	41.157	198.9	51:37.145	15	1	2:56.568	49.375	1:21.269	45.924	193.3	51:27.873		
17	1	2:42.337	45.937	1:14.329	42.071	213.9	54:19.482	16	1	2:57.434	49.675	1:22.268	45.491	192.9	54:25.307		
18	1	2:44.699	47.033	1:15.641	42.025	136.3	57:04.181	17	1	3:00.968	51.869	1:22.970	46.129	143.4	57:26.275		
19	1	2:40.607	45.283	1:13.596	41.728	220.8	59:44.788	18	1	2:57.078	49.816	1:21.916	45.346	178.4	1:00:23.353		
20	1	2:41.011	45.360	1:13.547	42.104	213.0	1:02:25.799	19	1	2:57.682	49.564	1:21.665	46.453	184.5	1:03:21.035		
4		Porsche 908/03 1971 1. Henrique GEMPERLE 2. Marc de SIEBENTHAL						P+2L	7 Lola T70 Mk.3B Spyder 1969 1. Toni SEILER								P+2L
1	1	2:37.220	45.252	1:12.020	39.948	200.1	2:37.220	1	1	2:42.565	47.385	1:14.037	41.143	204.9	2:42.565		
2	1	2:34.119	42.787	1:11.569	39.763	228.7	5:11.339	2	1	2:37.608	43.746	1:13.253	40.609	201.7	5:20.173		
3	1	2:34.157	42.944	1:11.383	39.830	227.2	7:45.496	3	1	2:38.920	43.728	1:13.558	41.634	207.4	7:59.093		
4	1	2:31.819	42.434	1:10.382	39.003	231.3	10:17.315	4	1	2:37.396	42.943	1:14.219	40.234	206.1	10:36.489		
5	1	2:31.755	42.856	1:09.959	38.940	230.3	12:49.070	5	1	2:37.468	42.859	1:13.617	40.992	213.9	13:13.957		
6	1	2:33.199	42.665	1:11.551	38.983	230.3	15:22.269	6	1	2:39.136	43.933	1:14.278	40.925	192.2	15:53.093		
7	1	2:33.695	42.768	1:11.171	39.756	218.0	17:55.964	7	1	2:37.484	42.823	1:13.328	41.333	207.0	18:30.577		
8	1	4:12.906	43.050	2:03.017	1:26.839	231.8	22:08.870	8	1	5:18.027	1:34.275	2:13.577	1:30.175	69.6	23:48.604		
9	1	5:20.115	1:45.130	2:08.703	1:26.282	75.3	27:28.985	9	1	5:27.517	1:45.842	2:12.399	1:29.276	74.1	29:16.121		
10	1	3:32.038	1:30.984	1:21.769	39.285	97.1	31:01.023	10	1	5:47.958	3:52.466	1:14.147	41.345	185.9	35:04.079		
11	1	4:52.645	2:57.846	1:13.553	41.246	195.5	35:53.668	11	1	2:40.505	44.242	1:15.206	41.057	199.3	37:44.584		
12	1	2:37.336	43.991	1:13.127	40.218	211.2	38:31.004	12	1	2:38.312	43.395	1:14.259	40.658	210.8	40:22.896		
13	1	2:36.691	43.799	1:12.040	40.852	199.3	41:07.695	13	1	2:38.874	43.657	1:14.478	40.739	201.7	43:01.770		
14	1	2:36.297	43.791	1:12.243	40.263	207.8	43:43.992	14	1	2:38.700	43.287	1:14.203	41.210	212.1	45:40.470		
15	1	2:37.978	44.065	1:12.630	41.283	207.4	46:21.970	15	1	2:40.566	44.726	1:14.244	41.596	214.8	48:21.036		
16	1	2:35.850	43.641	1:12.026	40.183	213.4	48:57.820	16	1	2:40.929	43.508	1:15.408	42.013	219.4	51:01.965		
17	1	2:35.939	43.505	1:11.948	40.486	216.2	51:33.759	17	1	2:41.734	43.572	1:17.194	40.968	211.2	53:43.699		
18	1	2:35.251	43.647	1:11.812	39.792	204.1	54:09.010	18	1	2:42.035	44.662	1:15.685	41.688	199.7	56:25.734		
19	1	2:51.627	53.856	1:16.941	40.830	85.1	57:00.637	19	1	2:39.219	43.166	1:14.354	41.699	227.2	59:04.953		
20	1	2:35.502	43.091	1:12.350	40.061	211.2	59:36.139	20	1	2:39.194	44.957	1:13.473	40.764	218.9	1:01:44.147		
21	1	2:51.962	43.758	1:14.579	53.625	196.6	1:02:28.101	10 Porsche 911 Carrera RSR 3.0 1974 1. Juergen WESTPHAL 2. Stefan MÜCKE								GT1	
1	1	2:51.419	51.935	1:17.020	42.464	183.6	2:51.419	1	1	3:16.584	1:05.717	1:22.610	48.257	194.0	3:16.584		
2	1	2:42.929	45.837	1:14.378	42.714	207.0	5:34.348	2	1	3:01.639	51.288	1:22.885	47.466	185.6	6:18.223		
3	1	2:42.582	46.247	1:14.354	41.981	213.0	8:16.930										

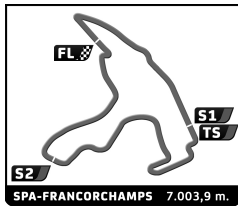


CLASSIC ENDURANCE RACING 1 SPA CLASSIC RACE

Sector Analysis

Lap under Red Flag Invalidated Lap Personal Best Session Best Crossing the pit lane

Lap	D	Time	Sector 1	Sector 2	Sector 3	T. Spd	Elapsed	Lap	D	Time	Sector 1	Sector 2	Sector 3	T. Spd	Elapsed
3	1	3:00.942	51.304	1:22.529	47.109	186.2	9:19.165	19	2	3:02.531	50.787	1:24.827	46.917	179.1	1:02:30.263
4	1	3:02.068	51.121	1:23.918	47.029	176.0	12:21.233	16 Lola T212 1971 1.Serge KRIKNOFF P-2L							
5	1	3:00.086	51.232	1:22.060	46.794	194.7	15:21.319	1	1	2:49.703	51.349	1:16.243	42.111	179.7	2:49.703
6	1	3:02.886	54.742	1:21.709	46.435	200.1	18:24.205	2	1	2:41.314	45.222	1:14.181	41.911	201.3	5:31.017
7	1	4:55.513	1:17.079	2:11.950	1:26.484	72.2	23:19.718	3	1	2:42.564	45.626	1:14.935	42.003	187.9	8:13.581
8	1	5:21.780	1:45.319	2:10.456	1:26.005	75.4	28:41.498	4	1	2:41.788	45.924	1:14.180	41.684	185.9	10:55.369
9	1	3:34.446	1:24.451	1:22.692	47.303	181.9	32:15.944	5	1	2:40.170	45.856	1:12.823	41.491	216.2	13:35.539
10	2	5:56.994 B	3:54.322	1:18.338	44.334	192.5	38:12.938	6	1	2:43.432	46.152	1:14.554	42.726	207.4	16:18.971
11	2	2:52.103	49.342	1:18.795	43.966	201.3	41:05.041	7	1	2:51.350	46.432	1:15.659	49.259	192.5	19:10.321
12	2	2:49.613	48.224	1:17.727	43.662	209.1	43:54.654	8	1	5:33.042	1:48.147	2:13.801	1:31.094	71.9	24:43.363
13	2	2:50.279	47.868	1:17.462	44.949	213.9	46:44.933	9	1	5:18.982	1:46.554	2:09.619	1:22.809	74.8	30:02.345
14	2	2:48.336	47.875	1:17.001	43.460	213.4	49:33.269	10	1	2:46.403	48.616	1:15.599	42.188	204.5	32:48.748
15	2	2:47.442	47.595	1:16.586	43.261	214.3	52:20.711	11	1	5:15.759 B	3:17.688	1:15.666	42.405	190.0	38:04.507
16	2	2:46.091	46.937	1:16.040	43.114	216.6	55:06.802	12	1	2:40.854	45.680	1:13.886	41.288	211.2	40:45.361
17	2	2:57.295	51.992	1:20.485	44.818	146.5	58:04.097	13	1	2:40.028	45.151	1:13.585	41.292	210.8	43:25.389
18	2	2:52.949	48.324	1:20.667	43.958	165.4	1:00:57.046	14	1	2:38.891	45.049	1:12.698	41.144	212.6	46:04.280
12 Chevron B16 1970 1.Thomas DOZIN P-2L								15	1	2:39.947	45.917	1:12.811	41.219	217.1	48:44.227
1	1	3:17.646	1:06.177	1:22.400	49.069	189.0	3:17.646	16	1	2:41.567	45.206	1:13.848	42.513	214.8	51:25.794
2	1	3:00.717	50.025	1:22.306	48.386	176.3	6:18.363	17	1	2:40.965	44.866	1:14.244	41.855	218.0	54:06.759
3	1	2:59.643	50.573	1:20.817	48.253	185.9	9:18.006	18	1	2:56.450	55.666	1:17.932	42.852	83.7	57:03.209
4	1	2:54.100	49.169	1:19.405	45.526	194.4	12:12.106	19	1	2:40.530	45.079	1:13.163	42.288	214.3	59:43.739
5	1	2:52.879	48.946	1:17.896	46.037	190.0	15:04.985	20	1	2:39.479	45.600	1:12.456	41.423	221.8	1:02:23.218
6	1	2:56.882	49.448	1:21.192	46.242	185.9	18:01.867	17 Chevron B8 1969 1.Benjamin HATTON P-2L							
7	1	4:36.434	52.909	2:09.966	1:33.559	134.9	22:38.301	1	1	3:10.064	1:06.823	1:19.097	44.144	186.2	3:10.064
8	1	5:33.175	1:47.677	2:14.502	1:30.996	69.3	28:11.476	2	1	2:46.290	47.109	1:16.723	42.458	190.7	5:56.354
9	1	20:20.593 B	...	1:29.791	49.316	144.0	48:32.069	3	1	2:44.519	47.328	1:15.292	41.899	209.5	8:40.873
10	1	3:08.619	53.500	1:25.159	49.960	182.2	51:40.688	4	1	2:46.351	46.961	1:16.216	43.174	209.9	11:27.224
11	1	3:06.437	53.266	1:23.862	49.309	183.6	54:47.125	5	1	2:45.836	47.188	1:16.268	42.380	207.0	14:13.060
12	1	3:11.728	57.255	1:24.321	50.152	136.0	57:58.853	6	1	2:48.963	47.127	1:15.216	46.620	210.8	17:02.023
13	1	3:06.411	53.138	1:23.702	49.571	159.3	1:01:05.264	19 Chevron B19 1971 1.Rolf SIGRIST P-2L 2.Nigel GREENSALL							
13 Chevron B8 1969 1.Christophe VAN RIET 2.Guy FAWE								1	1	2:43.193	47.406	1:14.476	41.311	207.0	2:43.193
1	1	3:01.342	1:00.664	1:16.722	43.956	188.6	3:01.342	2	1	2:42.998	46.875	1:14.382	41.741	206.1	5:26.191
2	1	2:47.952	47.309	1:16.227	44.416	192.5	5:49.294	3	1	2:38.332	44.459	1:13.119	40.754	206.5	8:04.523
3	1	2:48.234	46.403	1:18.318	43.513	196.2	8:37.528	4	1	2:38.698	44.476	1:13.212	41.010	207.4	10:43.221
4	1	2:46.091	47.031	1:15.133	43.927	192.2	11:23.619	5	1	2:37.777	43.959	1:12.937	40.881	210.4	13:20.998
5	1	2:45.664	46.785	1:15.106	43.773	207.8	14:09.283	6	1	2:38.199	44.363	1:12.994	40.842	213.9	15:59.197
6	1	2:45.530	46.825	1:15.445	43.260	200.1	16:54.813	7	1	2:38.723	44.339	1:13.156	41.228	213.4	18:37.920
7	1	3:18.099	46.912	1:17.881	1:13.306	190.7	20:12.912	8	1	5:29.764	1:45.824	2:14.872	1:29.068	72.7	24:07.684
8	1	5:00.711	1:30.935	2:05.480	1:24.296	75.3	25:13.623	9	1	5:34.090	1:47.402	2:17.845	1:28.843	71.8	29:41.774
9	2	6:46.948 B	4:30.213	1:29.610	47.125	69.7	32:00.571	10	2	5:35.832 B	3:44.548	1:11.249	40.035	204.9	35:17.606
10	2	3:05.800	55.394	1:22.626	47.780	162.0	35:06.371	11	2	2:32.253	43.451	1:09.591	39.211	230.8	37:49.859
11	2	3:03.236	52.067	1:23.699	47.470	169.0	38:09.607	12	2	2:33.564	42.682	1:11.583	39.299	220.8	40:23.423
12	2	3:03.036	51.097	1:25.694	46.245	173.9	41:12.643	13	2	2:33.756	43.562	1:10.932	39.262	226.7	42:57.179
13	2	3:05.251	54.577	1:24.306	46.368	180.3	44:17.894	14	2	2:33.896	42.565	1:11.145	40.186	234.5	45:31.075
14	2	3:00.550	51.530	1:22.781	46.239	175.1	47:18.444	15	2	2:31.577	42.384	1:09.852	39.341	209.9	48:02.652
15	2	3:01.756	52.193	1:23.390	46.173	174.5	50:20.200	16	2	2:33.387	43.345	1:10.709	39.333	220.8	50:36.039
16	2	3:03.011	50.867	1:24.148	47.996	169.6	53:23.211	17	2	2:31.952	42.660	1:10.111	39.181	231.3	53:07.991
17	2	3:04.499	52.834	1:23.161	48.504	163.3	56:27.710								
18	2	3:00.022	51.109	1:22.678	46.235	175.4	59:27.732								

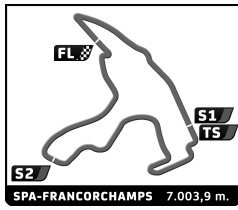


CLASSIC ENDURANCE RACING 1 SPA CLASSIC RACE

Sector Analysis

Lap under Red Flag Invalidated Lap Personal Best Session Best B Crossing the pit lane

Lap	D	Time	Sector 1	Sector 2	Sector 3	T. Spd	Elapsed	Lap	D	Time	Sector 1	Sector 2	Sector 3	T. Spd	Elapsed						
18	2	2:32.378	42.615	1:10.207	39.556	219.9	55:40.369	3	1	2:47.040	45.614	1:19.411	42.015	191.8	8:32.084						
19	2	2:32.535	42.700	1:10.613	39.222	230.3	58:12.904	4	1	2:46.489	46.138	1:17.788	42.563	181.6	11:18.573						
20	2	2:33.511	42.432	1:11.620	39.459	214.8	1:00:46.415	5	1	2:48.096	46.749	1:18.978	42.369	178.7	14:06.669						
20 Porsche 911 Carrera RSR 3.0 1975 1. Rémi TERRAIL 2. Jürg AEBERHARD GT1								6													
1	2	2:52.829	55.901	1:15.528	41.400	202.1	2:52.829	7	1	3:37.170	45.723	1:25.773	1:25.674	186.6	20:32.537						
2	2	2:41.504	46.204	1:13.681	41.619	218.9	5:34.333	8	1	5:19.411	1:42.840	2:07.933	1:28.638	74.7	25:51.948						
3	2	2:43.066	47.175	1:13.915	41.976	215.2	8:17.399	9	1	6:02.128	4:00.659	1:18.950	42.519	170.4	31:54.076						
4	2	2:42.208	46.137	1:14.417	41.654	204.5	10:59.607	10	1	2:50.582	47.594	1:19.850	43.138	181.9	34:44.658						
5	2	2:42.325	46.278	1:14.333	41.714	208.2	13:41.932	11	1	2:53.260	45.547	1:18.953	48.760	174.5	37:37.918						
6	2	2:43.553	46.855	1:14.314	42.384	215.7	16:25.485	12	1	2:52.582	46.167	1:22.282	44.133	181.3	40:30.500						
7	2	2:56.669	46.988	1:14.417	55.264	213.9	19:22.154	13	1	2:49.758	46.000	1:20.056	43.702	173.3	43:20.258						
8	2	5:22.286	1:38.125	2:12.386	1:31.775	74.8	24:44.440	14	1	2:57.786	47.870	1:25.030	44.886	159.7	46:18.044						
9	2	5:18.448	1:46.431	2:09.109	1:22.908	74.5	30:02.888	24 Chevron B16 1971 1. François BOURDIN 2. Hubert BOURDIN P-2L													
10	1	6:04.573	3:59.761	1:19.334	45.478	180.0	36:07.461	1	1	3:06.234	1:01.875	1:20.410	43.949	198.1	3:06.234						
11	1	2:55.035	50.239	1:19.912	44.884	181.6	39:02.496	2	1	3:20.661	49.098	1:28.955	1:02.608	204.9	6:26.895						
12	1	2:55.314	49.704	1:20.122	45.488	191.8	41:57.810	27 Chevron B16 1970 1. John SHELDON P-2L													
13	1	2:54.755	49.334	1:19.847	45.574	197.0	44:52.565	1	1	2:56.116	54.810	1:17.618	43.688	204.1	2:56.116						
14	1	2:54.997	49.610	1:20.399	44.988	199.7	47:47.562	2	1	2:50.885	47.823	1:19.140	43.922	198.1	5:47.001						
15	1	2:55.299	49.427	1:20.857	45.015	179.1	50:42.861	3	1	2:47.475	47.210	1:16.827	43.438	207.8	8:34.476						
16	1	2:53.605	49.494	1:19.318	44.793	191.8	53:36.466	4	1	2:49.985	47.041	1:17.944	45.000	200.5	11:24.461						
17	1	2:54.259	49.102	1:20.605	44.552	182.6	56:30.725	5	1	2:46.650	46.704	1:16.436	43.510	215.2	14:11.111						
18	1	2:53.399	48.774	1:19.897	44.728	181.3	59:24.124	6	1	2:47.371	46.990	1:16.677	43.704	209.5	16:58.482						
19	1	2:55.912	50.696	1:19.380	45.836	202.5	1:02:20.036	7	1	3:47.357	49.205	1:28.712	1:29.440	205.3	20:45.839						
21 De Tomaso Pantera Gr. IV 1975 1. Detlef VON DER LIECK 2. Ralf KELLEHERS GT1								8													
1	1	3:02.091	57.639	1:19.122	45.330	184.9	3:02.091	9	1	5:27.246	1:45.720	2:12.886	1:28.640	74.7	26:13.085						
2	1	2:51.685	47.559	1:19.048	45.078	195.1	5:53.776	10	1	5:53.927	3:47.070	1:20.579	46.278	166.0	32:07.012						
3	1	2:51.439	47.005	1:19.944	44.490	196.6	8:45.215	11	1	2:53.335	51.584	1:17.775	43.976	206.5	35:00.347						
4	1	2:52.271	47.522	1:19.573	45.176	194.4	11:37.486	12	1	2:50.396	48.571	1:18.053	43.772	200.1	37:50.743						
5	1	2:50.847	47.401	1:19.151	44.295	184.5	14:28.333	13	1	2:49.410	47.968	1:17.654	43.788	198.5	40:40.153						
6	1	3:04.623	47.565	1:18.956	58.102	183.9	17:32.956	14	1	2:51.469	48.891	1:17.944	44.634	209.9	43:31.622						
7	1	4:08.969	48.446	1:51.397	1:29.126	186.6	21:41.925	15	1	2:55.310	49.129	1:20.576	45.605	207.4	46:26.932						
8	1	5:22.557	1:44.342	2:10.991	1:27.224	77.3	27:04.482	16	1	2:52.931	48.768	1:19.764	44.399	203.7	49:19.863						
9	2	5:42.290	3:43.271	1:16.738	42.281	195.9	32:46.772	17	1	2:50.599	48.220	1:17.915	44.464	205.3	52:10.462						
10	2	2:45.086	46.645	1:16.758	41.683	191.1	35:31.858	30 Ford GT40 1965 1. Marcus VON OEYNHAUSI 2. Christophe VON OEYNHA GT1													
11	2	2:41.113	44.761	1:14.918	41.434	209.1	38:12.971	1	1	2:57.563	54.865	1:19.283	43.415	194.7	2:57.563						
12	2	2:43.349	45.554	1:15.492	42.303	212.1	40:56.320	2	1	2:48.835	45.939	1:19.248	43.648	203.3	5:46.398						
13	2	2:45.155	44.958	1:18.044	42.153	197.0	43:41.475	3	1	2:50.841	48.120	1:18.939	43.782	195.5	8:37.239						
14	2	2:43.061	44.943	1:16.130	41.988	204.1	46:24.536	4	1	2:52.796	47.051	1:22.357	43.388	199.7	11:30.035						
15	2	2:43.479	44.917	1:16.431	42.131	212.1	49:08.015	5	1	2:49.776	47.289	1:19.216	43.271	190.4	14:19.811						
16	2	2:45.339	45.193	1:16.744	43.402	209.9	51:53.354	6	1	2:48.631	46.737	1:18.398	43.496	190.7	17:08.442						
17	2	2:45.366	45.357	1:17.212	42.797	204.9	54:38.720	7	1	3:51.037	47.164	1:38.700	1:25.173	195.9	20:59.479						
18	2	2:47.799	46.932	1:17.001	43.866	176.0	57:26.519	8	1	5:16.124	1:41.733	2:06.971	1:27.420	78.6	26:15.603						
19	2	2:47.084	45.910	1:18.074	43.100	202.1	1:00:13.603	9	1	4:24.796	1:41.449	1:59.922	43.425	78.6	30:40.399						
20	2	2:46.796	45.989	1:17.584	43.223	194.0	1:03:00.399	10	2	5:41.778	3:33.010	1:23.231	45.537	168.7	36:22.177						
22 Porsche 908 LH 1969 1. Michel SPEYER P+2L								11													
1	1	2:58.754	56.514	1:19.639	42.601	181.6	2:58.754	12	2	2:54.576	48.358	1:21.899	44.319	186.9	39:16.753						
2	1	2:46.290	45.908	1:17.997	42.385	182.6	5:45.044	13	2	2:52.500	47.454	1:19.746	45.300	187.9	45:03.392						
								14													
								2								2:55.053	48.086	1:21.339	45.628	181.9	47:58.445

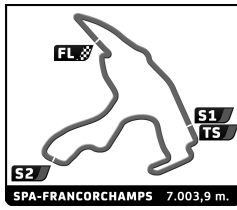


CLASSIC ENDURANCE RACING 1 SPA CLASSIC RACE

Sector Analysis

Lap under Red Flag Invalidated Lap Personal Best Session Best Crossing the pit lane

Lap	D	Time	Sector 1	Sector 2	Sector 3	T. Spd	Elapsed	Lap	D	Time	Sector 1	Sector 2	Sector 3	T. Spd	Elapsed
33 Lola T70 Mk.3 1967 1. Rory JACK P+2L															
1	1	2:40.357	45.047	1:14.851	40.459	198.5	2:40.357								
2	1	2:38.023	42.731	1:15.358	39.934	188.3	5:18.380								
3	1	2:36.433	41.769	1:14.398	40.266	212.1	7:54.813								
4	1	2:36.086	42.057	1:14.070	39.959	209.1	10:30.899								
5	1	2:39.551	42.044	1:17.382	40.125	217.5	13:10.450								
6	1	2:38.606	42.766	1:15.591	40.249	201.3	15:49.056								
7	1	2:40.096	42.799	1:16.333	40.964	215.7	18:29.152								
8	1	5:17.174	1:34.133	2:13.369	1:29.672	70.8	23:46.326								
9	1	5:27.091	1:46.374	2:11.629	1:29.088	73.6	29:13.417								
10	1	5:31.519	B 3:34.649	1:16.218	40.652	194.0	34:44.936								
11	1	2:39.171	42.796	1:15.814	40.561	206.5	37:24.107								
12	1	2:37.996	42.384	1:15.152	40.460	212.1	40:02.103								
13	1	2:39.935	42.579	1:15.981	41.375	214.8	42:42.038								
14	1	2:42.455	44.515	1:16.762	41.178	185.9	45:24.493								
15	1	2:38.724	42.597	1:15.928	40.199	206.5	48:03.217								
16	1	2:40.996	43.029	1:16.894	41.073	194.7	50:44.213								
17	1	2:39.894	42.683	1:16.268	40.943	210.4	53:24.107								
18	1	2:41.340	43.064	1:17.294	40.982	190.7	56:05.447								
19	1	2:39.914	42.408	1:16.723	40.783	197.4	58:45.361								
20	1	2:40.552	42.723	1:16.529	41.300	197.4	1:01:25.913								
36 Porsche 910 1967 1. Jürgen RUDOLPH P-2L															
1	1	2:53.387	54.389	1:15.874	43.124	193.3	2:53.387								
2	1	2:43.370	46.641	1:14.793	41.936	209.5	5:36.757								
3	1	2:45.048	46.509	1:15.116	43.423	206.1	8:21.805								
4	1	2:44.773	46.693	1:15.410	42.670	208.2	11:06.578								
5	1	2:46.286	47.209	1:15.670	43.407	207.8	13:52.864								
6	1	2:46.762	47.209	1:15.833	43.720	209.9	16:39.626								
7	1	3:24.151	47.630	1:15.860	1:20.661	208.2	20:03.777								
8	1	5:09.196	1:38.208	2:06.890	1:24.098	75.7	25:12.973								
9	1	4:57.509	1:40.756	2:05.637	1:11.116	77.6	30:10.482								
10	1	5:25.656	B 3:25.243	1:16.089	44.324	186.9	35:36.138								
11	1	2:45.095	47.486	1:15.219	42.390	215.2	38:21.233								
12	1	2:45.527	47.382	1:15.483	42.662	203.7	41:06.760								
13	1	2:45.793	47.659	1:15.495	42.639	212.1	43:52.553								
14	1	2:45.273	46.704	1:15.959	42.610	207.8	46:37.826								
15	1	2:44.928	47.069	1:14.993	42.866	210.4	49:22.754								
16	1	2:45.346	46.601	1:15.681	43.064	206.1	52:08.100								
17	1	2:45.702	46.726	1:15.568	43.408	198.1	54:53.802								
18	1	2:51.851	50.796	1:18.054	43.001	152.4	57:45.653								
19	1	2:46.826	47.448	1:16.145	43.233	199.7	1:00:32.479								
20	1	2:46.222	46.699	1:15.612	43.911	214.3	1:03:18.701								
37 Lola T70 Mk.3 1967 1. Romain BELLETESTE P+2L															
1	1	2:46.325	48.277	1:16.886	41.162	191.8	2:46.325								
2	1	2:38.123	43.116	1:14.649	40.358	207.8	5:24.448								
3	1	2:36.872	42.126	1:14.379	40.367	207.8	8:01.320								
4	1	2:38.397	43.042	1:15.033	40.322	203.7	10:39.717								
5	1	2:38.038	43.101	1:14.676	40.261	204.5	13:17.755								
6	1	2:38.051	42.748	1:15.010	40.293	207.8	15:55.806								
7	1	2:37.543	42.321	1:15.057	40.165	208.2	18:33.349								
8	1	5:19.433	1:35.012	2:12.982	1:31.439	73.4	23:52.782								
9	1	5:27.483	1:43.682	2:13.391	1:30.410	70.7	29:20.265								
10	1	2:53.095	56.328	1:14.897	41.870	208.2	32:13.360								
11	1	5:21.773	B 3:25.148	1:15.540	41.085	192.2	37:35.133								
12	1	2:38.813	43.326	1:15.154	40.333	218.9	40:13.946								
13	1	2:39.180	42.976	1:15.758	40.446	211.7	42:53.126								
14	1	2:41.217	42.814	1:17.592	40.811	210.4	45:34.343								
15	1	2:40.189	42.897	1:16.388	40.904	209.9	48:14.532								
16	1	2:41.624	43.487	1:17.013	41.124	207.4	50:56.156								
17	1	2:40.356	43.539	1:15.841	40.976	202.9	53:36.512								
18	1	2:42.398	44.164	1:16.982	41.252	175.1	56:18.910								
19	1	2:41.715	43.504	1:17.077	41.134	198.9	59:00.625								
20	1	2:39.747	42.823	1:16.391	40.533	207.8	1:01:40.372								
42 Lola T70 Mk.3B Spyder 1969 1. David HART P+2L 2. Olivier HART															
1	1	2:35.360	43.162	1:12.428	39.770	216.2	2:35.360								
2	1	2:35.063	42.771	1:12.808	39.484	216.6	5:10.423								
3	1	2:34.329	42.477	1:12.155	39.697	210.4	7:44.752								
4	1	2:34.992	42.500	1:12.866	39.626	218.5	10:19.744								
35 Lola T70 Mk.3B GT 1969 1. Armand MILLE P+2L															
1	1	2:36.173	43.726	1:12.605	39.842	191.1	2:36.173								
2	1	2:34.813	42.290	1:12.754	39.769	204.9	5:10.986								
3	1	2:35.662	41.919	1:12.425	41.318	209.1	7:46.648								
4	1	2:33.946	42.552	1:11.075	40.319	212.1	10:20.594								
5	1	2:33.272	42.028	1:12.071	39.173	202.1	12:53.866								
6	1	2:32.240	42.206	1:10.763	39.271	208.7	15:26.106								
7	1	2:32.482	41.664	1:11.328	39.490	209.9	17:58.588								
8	1	4:11.616	42.520	2:03.258	1:25.838	203.7	22:10.204								
9	1	5:20.068	1:44.311	2:08.800	1:26.957	73.3	27:30.272								
10	1	5:15.466	B 3:24.652	1:11.096	39.718	200.5	32:45.738								
11	1	2:35.561	45.246	1:11.056	39.259	212.1	35:21.299								
12	1	2:34.321	42.989	1:11.853	39.479	213.9	37:55.620								
13	1	2:33.626	42.927	1:11.417	39.282	197.8	40:29.246								
14	1	2:34.524	42.829	1:12.301	39.394	204.1	43:03.770								
15	1	2:33.935	43.007	1:11.554	39.374	208.2	45:37.705								
16	1	2:34.030	42.897	1:12.167	38.966	206.5	48:11.735								
17	1	2:33.846	42.376	1:12.129	39.341	204.9	50:45.581								
18	1	2:34.276	42.482	1:12.162	39.632	197.8	53:19.857								
19	1	2:35.409	44.329	1:12.331	38.749	158.3	55:55.266								
20	1	2:32.238	41.800	1:11.350	39.088	211.2	58:27.504								
21	1	2:32.808	42.057	1:11.782	38.969	211.7	1:01:00.312								



CLASSIC ENDURANCE RACING 1 SPA CLASSIC RACE

Sector Analysis

Lap under Red Flag Invalidated Lap Personal Best Session Best Crossing the pit lane

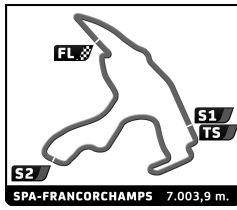
Lap	D	Time	Sector 1	Sector 2	Sector 3	T. Spd	Elapsed	Lap	D	Time	Sector 1	Sector 2	Sector 3	T. Spd	Elapsed
3	2	2:59.972	49.343	1:23.217	47.412	177.8	9:16.660	14	2	2:34.655	42.463	1:13.004	39.188	210.4	44:34.497
4	2	2:59.633	50.554	1:22.585	46.494	176.6	12:16.293	15	2	2:34.173	42.239	1:12.560	39.374	210.4	47:08.670
5	2	2:59.620	49.253	1:23.844	46.523	189.0	15:15.913	16	2	2:34.939	42.279	1:13.462	39.198	201.3	49:43.609
6	2	2:57.920	49.485	1:22.807	45.628	184.9	18:13.833	17	2	2:34.030	42.562	1:12.348	39.120	210.4	52:17.639
7	2	5:19.983	1:40.090	2:10.820	1:29.073	76.1	23:33.816	18	2	2:33.777	42.062	1:12.345	39.370	203.7	54:51.416
8	2	5:21.715	1:45.697	2:08.700	1:27.318	75.8	28:55.531	19	2	2:35.296	42.487	1:12.379	40.430	196.6	57:26.712
9	1	5:33.847 B	3:35.297	1:16.258	42.292	185.2	34:29.378	20	2	2:35.988	42.868	1:13.392	39.728	188.3	1:00:02.700
10	1	2:46.416	49.050	1:15.349	42.017	189.7	37:15.794	21	2	2:36.247	42.393	1:13.640	40.214	194.0	1:02:38.947
11	1	2:43.931	47.514	1:14.495	41.922	199.3	39:59.725								
12	1	2:43.875	46.592	1:15.298	41.985	198.5	42:43.600								
13	1	2:44.272	46.016	1:15.906	42.350	190.0	45:27.872								
14	1	2:44.719	46.490	1:16.155	42.074	170.1	48:12.591								
15	1	2:45.107	45.666	1:17.102	42.339	185.2	50:57.698								
16	1	2:45.578	46.813	1:17.358	41.407	186.6	53:43.276								

57 Lola T70 Mk.3 1968 1.Christophe GADAIS P+2L							
1	1	2:50.320	51.612	1:16.679	42.029	186.9	2:50.320
2	1	2:42.421	45.047	1:15.841	41.533	185.9	5:32.741
3	1	2:42.448	44.676	1:16.442	41.330	178.7	8:15.189
4	1	2:42.833	44.809	1:16.539	41.485	179.1	10:58.022
5	1	2:42.030	44.874	1:15.928	41.228	204.9	13:40.052
6	1	2:40.858	43.835	1:15.494	41.529	198.1	16:20.910
7	1	2:48.133	43.957	1:15.831	48.345	203.3	19:09.043
8	1	5:32.141	1:47.488	2:13.702	1:30.951	72.6	24:41.184
9	1	5:19.847	1:46.747	2:09.566	1:23.534	69.0	30:01.031
10	1	5:31.521 B	3:29.740	1:20.022	41.759	185.9	35:32.552
11	1	2:43.713	44.915	1:17.139	41.659	195.5	38:16.265
12	1	2:43.411	44.875	1:16.457	42.079	192.2	40:59.676
13	1	2:43.032	44.333	1:17.056	41.643	203.7	43:42.708
14	1	2:44.378	45.461	1:16.751	42.166	167.3	46:27.086
15	1	2:42.872	44.508	1:16.723	41.641	182.6	49:09.958
16	1	2:42.772	43.987	1:16.976	41.809	201.3	51:52.730
17	1	2:41.492	44.155	1:16.292	41.045	191.1	54:34.222
18	1	2:50.794	50.562	1:16.029	44.203	148.4	57:25.016
19	1	2:43.659	44.919	1:16.518	42.222	176.3	1:00:08.675
20	1	2:42.642	44.307	1:16.420	41.915	182.6	1:02:51.317

61 Lola T70 Mk.3B Spyder 1970 1.Jim NORMAN P+2L 2.Nick PADMORE							
1	1	2:47.113	48.707	1:16.804	41.602	197.4	2:47.113
2	1	2:38.206	43.359	1:14.279	40.568	198.9	5:25.319
3	1	2:36.995	43.255	1:13.417	40.323	211.7	8:02.314
4	1	2:37.963	42.956	1:14.641	40.366	207.0	10:40.277
5	1	3:40.008 B	1:42.967	1:14.510	42.531	181.3	14:20.285
6	1	2:39.226	44.435	1:13.916	40.875	200.9	16:59.511
7	1	3:31.055	44.673	1:19.699	1:26.683	202.1	20:30.566
8	1	5:19.406	1:43.486	2:08.316	1:27.604	78.0	25:49.972
9	2	5:49.487 B	3:52.361	1:16.582	40.544	68.7	31:39.459
10	2	2:35.386	43.518	1:12.545	39.323	194.0	34:14.845
11	2	2:33.809	43.017	1:11.756	39.036	204.1	36:48.654
12	2	2:35.230	43.146	1:12.389	39.695	198.9	39:23.884
13	2	2:35.958	42.466	1:13.775	39.717	201.7	41:59.842

62 Lola T70 Mk.3B GT 1969 1. JUNIOR P+2L 2. GUY							
1	1	2:48.995	50.978	1:16.033	41.984	185.2	2:48.995
2	1	2:41.519	44.953	1:14.739	41.827	183.9	5:30.514
3	1	2:41.542	45.455	1:14.945	41.142	187.6	8:12.056
4	1	2:39.970	44.777	1:14.026	41.167	192.2	10:52.026
5	1	2:42.835	45.912	1:15.365	41.558	181.3	13:34.861
6	1	2:43.492	44.794	1:16.199	42.499	186.2	16:18.353
7	1	2:47.518	44.835	1:14.978	47.705	197.0	19:05.871
8	1	5:31.212	1:45.964	2:14.296	1:30.952	72.4	24:37.083
9	1	5:21.899	1:45.213	2:11.766	1:24.920	71.8	29:58.982
10	2	5:37.793 B	3:28.346	1:23.559	45.888	167.9	35:36.775
11	2	2:58.758	48.365	1:26.434	43.959	199.3	38:35.533
12	2	2:50.068	47.218	1:19.991	42.859	191.1	41:25.601
13	2	2:48.510	46.841	1:18.216	43.453	183.6	44:14.111
14	2	2:49.250	47.442	1:18.586	43.222	189.7	47:03.361
15	2	2:47.620	45.952	1:18.273	43.695	192.2	49:50.981
16	2	2:48.597	46.147	1:18.784	43.666	200.5	52:39.578
17	2	2:49.970	45.899	1:18.664	45.407	181.0	55:29.548
18	2	2:48.843	46.524	1:18.627	43.692	180.6	58:18.391
19	2	2:47.688	46.618	1:18.049	43.021	183.6	1:01:06.079

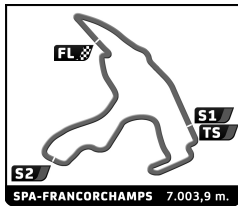
64 Lola T210 1971 1.Daniel BALFOUR P-2L							
1	1	2:43.934	48.260	1:14.817	40.857	210.8	2:43.934
2	1	2:38.340	45.226	1:12.712	40.402	219.4	5:22.274
3	1	2:37.273	44.325	1:12.347	40.601	223.7	7:59.547
4	1	2:38.566	45.065	1:13.182	40.319	220.3	10:38.113
5	1	2:40.316	46.031	1:13.661	40.624	227.2	13:18.429
6	1	2:38.547	44.315	1:13.409	40.823	228.7	15:56.976
7	1	2:38.389	44.979	1:12.823	40.587	224.7	18:35.365
8	1	5:25.316	1:44.843	2:12.207	1:28.266	73.8	24:00.681
9	1	5:27.799	1:49.007	2:10.749	1:28.043	74.9	29:28.480
10	1	5:36.320 B	3:41.426	1:13.638	41.256	205.3	35:04.800
11	1	2:41.977	46.688	1:15.043	40.246	222.7	37:46.777
12	1	2:40.291	45.210	1:14.516	40.565	221.3	40:27.068
13	1	2:38.211	44.662	1:13.783	39.766	222.3	43:05.279
14	1	2:39.778	45.485	1:13.195	41.098	219.9	45:45.057
15	1	2:40.058	45.064	1:14.242	40.752	226.2	48:25.115
16	1	2:38.065	45.011	1:12.212	40.842	225.7	51:03.180
17	1	2:41.225	45.076	1:15.212	40.937	223.2	53:44.405
18	1	2:41.737	46.225	1:14.418	41.094	178.1	56:26.142
19	1	2:38.298	44.208	1:13.237	40.853	223.2	59:04.440
20	1	2:37.807	45.004	1:12.331	40.472	225.7	1:01:42.247



CLASSIC ENDURANCE RACING 1 SPA CLASSIC RACE

Sector Analysis

Lap under Red Flag							Invalidated Lap		Personal Best	Session Best	B Crossing the pit lane					
Lap	D	Time	Sector 1	Sector 2	Sector 3	T. Spd	Elapsed	Lap	D	Time	Sector 1	Sector 2	Sector 3	T. Spd	Elapsed	
66		Ford GT40 1965				GT1										
		1.Jean-François DECAUX														
1	1	3:34.004	1:00.003	1:25.273	1:08.728	178.7	3:34.004	10	1	5:43.817	B	3:53.321	1:10.774	39.722	207.8	32:46.607
2	1	6:02.302	B	3:49.303	1:25.547	47.452	145.6	9:36.306	11	1	2:34.993	44.732	1:11.462	38.799	201.3	35:21.600
3	1	2:58.192	49.439	1:22.452	46.301	166.2	12:34.498	12	1	2:30.902	42.267	1:10.186	38.449	231.3	37:52.502	
4	1	2:59.294	49.073	1:23.471	46.750	160.3	15:33.792	13	1	2:31.813	41.513	1:11.415	38.885	225.7	40:24.315	
5	1	2:55.500	47.825	1:21.530	46.145	189.0	18:29.292	14	1	2:31.531	42.133	1:10.604	38.794	235.6	42:55.846	
6	1	5:21.795	1:37.306	2:13.860	1:30.629	70.9	23:51.087	15	1	2:32.109	41.969	1:10.901	39.239	224.2	45:27.955	
7	1	5:28.288	1:44.597	2:13.644	1:30.047	71.2	29:19.375	16	1	2:32.345	42.700	1:10.728	38.917	222.3	48:00.300	
8	1	5:36.801	B	3:27.063	1:23.605	46.133	172.4	34:56.176	17	1	2:33.699	42.687	1:11.791	39.221	214.3	50:33.999
9	1	2:59.381	48.777	1:23.838	46.766	186.2	37:55.557	18	1	2:33.381	42.507	1:12.004	38.870	232.4	53:07.380	
10	1	2:57.361	48.715	1:23.124	45.522	176.6	40:52.918	19	1	2:31.412	42.178	1:10.718	38.516	226.2	55:38.792	
11	1	2:57.841	47.624	1:23.962	46.255	184.9	43:50.759	20	1	2:33.471	42.288	1:11.720	39.463	218.5	58:12.263	
12	1	2:54.605	47.424	1:21.508	45.673	197.4	46:45.364	21	1	2:33.305	42.539	1:11.752	39.014	235.6	1:00:45.568	
13	1	2:54.321	48.515	1:20.709	45.097	189.0	49:39.685									
14	1	2:53.700	47.589	1:20.877	45.234	191.5	52:33.385									
15	1	2:57.121	47.385	1:21.893	47.843	195.9	55:30.506									
16	1	2:56.395	48.802	1:22.095	45.498	165.2	58:26.901									
17	1	2:55.852	49.324	1:21.699	44.829	190.0	1:01:22.753									
68		Porsche 911 Carrera RSR 3.0 1974				GT1										
		1.Serge LIBENS														
		2.Jean-André COLLARD														
1	1	3:14.049					3:14.049	10	1	3:12.893	1:05.788	1:20.186	46.919	207.4	3:12.893	
2	1	2:53.355					6:07.404	11	1	2:48.669	47.258	1:17.723	43.688	204.9	6:01.562	
3	1	2:53.055					9:00.459	12	1	2:48.527	47.548	1:17.807	43.172	197.4	8:50.089	
4	1	2:53.248					11:53.707	13	1	2:49.169	48.025	1:17.607	43.537	198.9	11:39.258	
5	1	2:52.929					14:46.636	14	1	2:49.609	48.131	1:17.566	43.912	202.1	14:28.867	
6	1	2:52.041					17:38.677	15	1	2:51.999	48.126	1:18.268	45.605	201.7	17:20.866	
7	1	4:10.826					21:49.503	16	1	3:47.910	49.032	1:33.769	1:25.109	205.7	21:08.776	
8	1	5:17.110					27:06.613	17	1	5:13.287	1:41.685	2:06.503	1:25.099	76.5	26:22.063	
9	1	5:45.952	B				32:52.565	18	1	4:23.343	1:41.413	1:57.467	44.463	75.0	30:45.406	
10	1	3:02.992					35:55.557	19	1	5:42.579	B	3:28.572	1:26.004	48.003	166.2	36:27.985
11	1	3:01.699					38:57.256	20	1	3:04.194	51.775	1:24.568	47.851	158.5	39:32.179	
12	1	3:02.176					41:59.432	21	1	3:05.435	51.621	1:24.671	49.143	173.9	42:37.614	
13	1	2:57.934					44:57.366	22	1	3:10.237	51.845	1:28.990	49.402	166.0	45:47.851	
14	1	6:06.233					51:03.599	23	1	3:06.432	51.881	1:26.418	48.133	167.6	48:54.283	
15	1	2:59.075					54:02.674	24	1	3:05.987	52.368	1:26.460	47.159	171.0	52:00.270	
16	1	3:12.801					57:15.475	25	1	3:05.165	51.660	1:25.515	47.990	170.7	55:05.435	
17	1	3:03.721					1:00:19.196	26	1	3:05.124	52.555	1:25.294	47.275	144.2	58:10.559	
18	1	3:00.949					1:03:20.145	27	1	3:04.526	51.932	1:25.239	47.355	173.9	1:01:15.085	
70		Lola T70 Mk.3B GT 1969				P+2L										
		1.Jan MAGNUSSEN														
		2.Chris WARD														
1	2	2:29.602	41.785	1:09.434	38.383	228.7	2:29.602	10	1	2:55.158	49.996	1:18.834	46.328	182.2	35:37.801	
2	2	2:29.387	41.712	1:09.517	38.158	219.9	4:58.989	11	1	2:52.478	49.039	1:18.705	44.734	195.1	38:30.279	
3	2	2:29.015	41.476	1:09.542	37.997	220.3	7:28.004	12	1	2:50.479	48.011	1:18.899	43.569	198.1	41:20.758	
4	2	2:29.888	41.476	1:10.115	38.297	208.7	9:57.892	13	1	2:52.153	48.672	1:19.063	44.418	191.8	44:12.911	
5	2	2:32.179	42.010	1:10.393	39.776	215.2	12:30.071	14	1	2:51.060	49.036	1:19.025	42.999	176.6	47:03.971	
6	2	2:32.269	41.569	1:11.687	39.013	218.5	15:02.340	15	1	2:50.543	47.994	1:18.910	43.639	182.2	49:54.514	
7	2	2:31.534	41.593	1:10.578	39.363	214.8	17:33.874	16	1	2:50.515	47.849	1:18.938	43.728	186.2	52:45.029	
8	2	4:07.217	44.710	1:53.592	1:28.915	227.2	21:41.091	17	1	2:51.512	48.760	1:18.882	43.870	187.6	55:36.541	
9	2	5:21.699	1:43.971	2:11.456	1:26.272	78.3	27:02.790									




CLASSIC ENDURANCE RACING 1 SPA CLASSIC RACE

Sector Analysis

Lap under Red Flag Invalidated Lap Personal Best Session Best Crossing the pit lane

Lap	D	Time	Sector 1	Sector 2	Sector 3	T. Spd	Elapsed	Lap	D	Time	Sector 1	Sector 2	Sector 3	T. Spd	Elapsed														
18	1	2:52.256	48.064	1:19.869	44.323	189.0	58:28.797	17	1	2:39.267	43.145	1:15.523	40.599	190.0	51:30.676														
19	1	2:52.030	47.971	1:18.507	45.552	186.6	1:01:20.827	18	1	2:36.783	43.333	1:13.324	40.126	200.1	54:07.459														
77 Lola T70 Mk.3 1968 1.Martin WACHTER P+2L								19								1	2:52.480	54.357	1:17.414	40.709	86.1	56:59.939							
1								1	3:00.014	55.359	1:19.995	44.660	186.2	3:00.014	20								1	2:36.628	42.820	1:13.896	39.912	193.3	59:36.567
2								1	2:50.194	46.885	1:18.618	44.691	192.9	5:50.208	21								1	2:37.785	43.074	1:14.454	40.257	198.5	1:02:14.352
3								1	2:47.312	46.209	1:17.929	43.174	210.4	8:37.520	85 Chevron B8 1969 1.Robin TULLUIE P-2L 2.Harry RICE														
4								1	2:44.030	43.866	1:17.301	42.863	215.2	11:21.550	1								1	3:20.637	1:08.935	1:23.634	48.068	154.7	3:20.637
5								1	2:46.162	46.838	1:16.937	42.387	204.1	14:07.712	2								1	3:00.952	50.743	1:22.172	48.037	161.8	6:21.589
6								1	2:43.982	44.765	1:16.629	42.588	187.3	16:51.694	3								1	2:58.506	50.297	1:21.155	47.054	167.3	9:20.095
80 Chevron B21 1972 1.Daniel ROUSTAN P-2L								4								1	2:57.353	49.688	1:21.951	45.714	162.8	12:17.448							
1								1	2:51.281	52.686	1:15.908	42.687	189.7	2:51.281	5								1	2:56.495	48.726	1:22.294	45.475	173.0	15:13.943
2								1	2:43.700	48.203	1:13.656	41.841	216.6	5:34.981	6								1	2:58.940	49.824	1:23.237	45.879	164.1	18:12.883
3								1	2:46.158	49.238	1:14.362	42.558	211.7	8:21.139	7								1	5:27.796	1:46.906	2:12.192	1:28.698	70.7	23:40.679
4								1	2:42.070	46.242	1:14.102	41.726	205.7	11:03.209	8								1	5:27.132	1:46.797	2:11.449	1:28.886	73.1	29:07.811
5								1	2:42.498	47.469	1:13.674	41.355	207.8	13:45.707	9								1	3:18.950	1:10.862	1:21.806	46.282	176.6	32:26.761
6								1	2:42.527	46.275	1:14.416	41.836	212.1	16:28.234	10								1	2:57.720	50.527	1:21.708	45.485	142.4	35:24.481
7								1	2:55.438	47.408	1:13.500	54.530	204.1	19:23.672	11								1	2:55.340	50.054	1:20.709	44.577	160.8	38:19.821
8								1	5:23.190	1:38.373	2:11.814	1:33.003	71.1	24:46.862	12								2	6:43.764	4:42.536	1:16.251	44.977	188.3	45:03.585
9								1	5:17.681	1:45.835	2:08.914	1:22.932	71.0	30:04.543	13								2	2:47.241	47.715	1:17.637	41.889	196.6	47:50.826
10								1	5:28.860	3:30.019	1:16.718	42.123	192.2	35:33.403	14								2	2:44.873	46.135	1:15.814	42.924	184.2	50:35.699
11								1	2:44.672	47.632	1:15.679	41.361	218.9	38:18.075	15								2	2:48.496	46.980	1:16.285	45.231	190.4	53:24.195
12								1	2:45.888	48.247	1:15.040	42.601	205.3	41:03.963	99 Lola T70 Mk.3 1967 1.Nick CHESTER P+2L 2.Robin WARD														
13								1	2:45.132	46.505	1:16.190	42.437	211.7	43:49.095	1								1	2:44.045	48.093	1:15.495	40.457	224.7	2:44.045
14								1	2:42.365	47.179	1:13.302	41.884	210.4	46:31.460	2								1	2:37.601	43.675	1:13.819	40.107	209.1	5:21.646
15								1	2:44.074	48.658	1:13.833	41.583	212.1	49:15.534	3								1	2:36.123	42.674	1:13.653	39.796	213.0	7:57.769
16								1	2:45.109	47.162	1:15.537	42.410	209.1	52:00.643	4								1	2:34.957	42.476	1:13.113	39.368	211.2	10:32.726
17								1	2:49.478	52.867	1:14.228	42.383	164.6	54:50.121	5								1	2:38.205	43.211	1:14.665	40.329	215.7	13:10.931
18								1	2:47.372	50.932	1:14.611	41.829	181.3	57:37.493	6								1	2:36.355	42.797	1:13.608	39.950	206.1	15:47.286
19								1	2:45.226	47.183	1:16.335	41.708	204.9	1:00:22.719	7								1	2:37.520	42.790	1:13.682	41.048	214.3	18:24.806
20								1	2:45.571	47.309	1:15.580	42.682	207.8	1:03:08.290	8								1	5:04.633	1:25.987	2:10.322	1:28.324	75.9	23:29.439
83 Lola T70 Mk.3B GT 1971 1.Michael GANS P+2L								9								1	5:18.260	1:43.220	2:08.157	1:26.883	75.3	28:47.699							
1								1	2:36.667	44.216	1:12.654	39.797	191.1	2:36.667	10								2	5:33.317	3:39.088	1:14.016	40.213	197.0	34:21.016
2								1	2:34.932	43.960	1:11.714	39.258	199.3	5:11.599	11								2	2:36.314	43.210	1:13.528	39.576	197.0	36:57.330
3								1	2:34.930	42.933	1:12.160	39.837	195.9	7:46.529	12								2	2:37.484	42.804	1:14.575	40.105	204.9	39:34.814
4								1	2:36.130	43.544	1:12.991	39.595	204.5	10:22.659	13								2	2:37.295	43.290	1:13.898	40.107	203.3	42:12.109
5								1	2:33.767	42.709	1:11.788	39.270	202.5	12:56.426	14								2	2:37.197	42.941	1:13.521	40.735	200.1	44:49.306
6								1	2:34.845	42.743	1:12.359	39.743	205.3	15:31.271	15								2	2:38.156	43.157	1:14.259	40.740	207.8	47:27.462
7								1	2:35.776	42.722	1:13.006	40.048	204.9	18:07.047	16								2	2:37.687	43.090	1:14.075	40.522	203.7	50:05.149
8								1	4:11.554	45.967	2:00.142	1:25.445	157.3	22:18.601	17								2	2:37.270	42.845	1:13.918	40.507	212.6	52:42.419
9								1	5:17.198	1:43.567	2:07.148	1:26.483	74.8	27:35.799	18								2	2:41.708	43.499	1:16.936	41.273	194.4	55:24.127
10								1	5:30.876	3:36.231	1:14.548	40.097	170.1	33:06.675	19								2	2:38.360	43.641	1:14.625	40.094	190.4	58:02.487
11								1	2:41.095	45.230	1:14.042	41.823	190.7	35:47.770	20								2	2:38.542	42.986	1:14.862	40.694	204.5	1:00:41.029
12								1	2:37.361	44.347	1:13.697	39.317	197.8	38:25.131	21								2	2:39.171	42.999	1:14.785	41.387	211.7	1:03:20.200
13								1	2:36.651	43.051	1:13.166	40.434	209.9	41:01.782	124 Lola T70 Mk.3B Spyder 1968 1.Emile BREITTMAYER P+2L														
14								1	2:36.490	43.219	1:13.266	40.005	205.7	43:38.272	1								1	2:35.676	43.538	1:12.349	39.789	199.7	2:35.676
15								1	2:36.297	43.207	1:13.160	39.930	201.3	46:14.569	2								1	2:31.270	41.754	1:10.642	38.874	221.8	5:06.946
16								1	2:36.840	43.631	1:12.334	40.875	195.5	48:51.409	3								1	2:32.459	41.826	1:11.811	38.822	214.8	7:39.405



CLASSIC ENDURANCE RACING 1 SPA CLASSIC RACE

Sector Analysis

Lap under Red Flag Invalidated Lap Personal Best Session Best Crossing the pit lane

Lap	D	Time	Sector 1	Sector 2	Sector 3	T. Spd	Elapsed	Lap	D	Time	Sector 1	Sector 2	Sector 3	T. Spd	Elapsed
4	1	2:33.546	42.160	1:12.372	39.014	209.1	10:12.951	1	2	2:48.466	50.057	1:16.801	41.608	197.8	2:48.466
5	1	2:34.171	42.679	1:12.556	38.936	206.5	12:47.122	2	2	2:41.927	44.843	1:15.192	41.892	215.2	5:30.393
6	1	2:33.701	42.214	1:12.265	39.222	222.3	15:20.823	3	2	2:43.659	45.002	1:15.828	42.829	205.7	8:14.052
7	1	2:34.157	42.517	1:12.338	39.302	213.9	17:54.980	4	2	2:42.994	44.691	1:17.106	41.197	203.7	10:57.046
8	1	4:12.380	42.052	2:03.619	1:26.709	208.7	22:07.360	5	2	2:42.228	44.609	1:16.027	41.592	201.3	13:39.274
9	1	5:20.666	1:45.255	2:09.204	1:26.207	72.9	27:28.026	6	2	2:40.540	43.777	1:15.417	41.346	204.9	16:19.814

131		Ford GT40 1966		GT1			
1.		Jules DONCIEUX					
1	1	3:02.044	58.016	1:19.600	44.428	181.0	3:02.044
2	1	2:47.995	46.465	1:18.322	43.208	197.0	5:50.039
3	1	2:50.397	48.040	1:19.185	43.172	194.7	8:40.436
4	1	2:48.315	45.978	1:18.827	43.510	195.9	11:28.751
5	1	2:50.868	45.864	1:20.398	44.606	198.1	14:19.619
6	1	2:49.899	47.143	1:19.361	43.395	186.6	17:09.518
7	1	3:52.782	46.425	1:38.910	1:27.447	184.9	21:02.300
8	1	5:15.178	1:41.584	2:06.324	1:27.270	75.2	26:17.478
9	1	4:25.253	1:41.796	1:59.836	43.621	71.1	30:42.731
10	1	5:34.539 B	3:26.071	1:22.408	46.060	171.3	36:17.270
11	1	2:54.140	47.623	1:21.332	45.185	187.9	39:11.410
12	1	2:55.899	47.078	1:21.652	47.169	196.6	42:07.309
13	1	2:55.829	48.270	1:21.814	45.745	192.5	45:03.138
14	1	2:56.509	47.455	1:22.020	47.034	202.9	47:59.647
15	1	2:56.208	46.905	1:22.484	46.819	192.5	50:55.855
16	1	2:56.776	47.989	1:23.988	44.799	194.4	53:52.631
17	1	2:58.742	48.318	1:23.102	47.322	156.1	56:51.373
18	1	2:58.146	47.496	1:24.414	46.236	200.5	59:49.519
19	1	2:54.962	47.257	1:22.165	45.540	198.9	1:02:44.481

133		Ford GT40 1965		GT1			
1.		Nikolaus DITTING					
1	1	3:00.298	55.864	1:20.080	44.354	184.9	3:00.298
2	1	2:48.038	45.861	1:18.338	43.839	189.7	5:48.336
3	1	2:50.158	46.553	1:19.949	43.656	171.5	8:38.494
4	1	2:48.767	46.372	1:19.045	43.350	186.9	11:27.261
5	1	2:50.749	47.673	1:19.619	43.457	180.6	14:18.010
6	1	2:50.013	47.122	1:19.231	43.660	187.6	17:08.023
7	1	3:50.483	46.800	1:38.868	1:24.815	202.5	20:58.506
8	1	5:16.239	1:41.486	2:06.938	1:27.815	79.1	26:14.745
9	1	4:25.139	1:41.416	1:59.808	43.915	79.8	30:39.884
10	1	2:51.457	47.638	1:18.859	44.960	185.6	33:31.341
11	1	5:29.114 B	3:25.973	1:19.289	43.852	176.9	39:00.455
12	1	2:49.240	46.772	1:18.759	43.709	187.6	41:49.695
13	1	2:50.412	46.665	1:19.714	44.033	197.4	44:40.107
14	1	2:51.314	46.404	1:20.020	44.890	189.3	47:31.421
15	1	2:51.185	46.526	1:20.314	44.345	183.9	50:22.606
16	1	2:52.413	46.941	1:20.896	44.576	182.9	53:15.019
17	1	2:56.416	48.846	1:22.195	45.375	162.8	56:11.435
18	1	2:51.892	46.590	1:20.132	45.170	187.3	59:03.327
19	1	2:52.522	48.181	1:20.152	44.189	187.6	1:01:55.849

160		Lola T70 Mk.3B GT 1969		P+2L	
1.		Jean-François BESSON			
2.		Guillaume GAGNARD			

170		Lola T70 Mk.3 1969		P+2L			
1.		Bruno PEREIRA					
2.		Charlie HYETT					
1	1	2:41.361	46.386	1:14.264	40.711	213.4	2:41.361
2	1	2:37.917	44.394	1:13.072	40.451	209.5	5:19.278
3	1	2:36.347	43.961	1:12.591	39.795	217.5	7:55.625
4	1	2:36.219	44.389	1:12.307	39.523	219.4	10:31.844
5	1	2:39.825	44.663	1:14.342	40.820	214.3	13:11.669
6	1	2:38.058	44.178	1:13.437	40.443	220.3	15:49.727
7	1	2:37.307	42.975	1:14.023	40.309	214.3	18:27.034
8	1	5:08.049	1:28.940	2:10.131	1:28.978	76.0	23:35.083
9	1	5:21.694	1:45.675	2:09.175	1:26.844	75.6	28:56.777
10	1	3:05.004	1:10.072	1:14.860	40.072	206.1	32:01.781
11	2	5:29.511 B	3:37.560	1:12.077	39.874	197.4	37:31.292
12	2	2:31.483	42.216	1:10.745	38.522	216.6	40:02.775
13	2	2:34.108	42.281	1:11.782	40.045	209.5	42:36.883
14	2	2:31.863	42.337	1:10.855	38.671	206.5	45:08.746
15	2	2:31.205	41.768	1:11.097	38.340	213.0	47:39.951
16	2	2:31.654	41.784	1:11.143	38.727	207.8	50:11.605
17	2	2:32.136	41.612	1:11.378	39.146	241.7	52:43.741
18	2	2:31.632	42.075	1:10.953	38.604	216.2	55:15.373
19	2	2:36.298	43.984	1:13.281	39.033	158.0	57:51.671
20	2	2:31.873	42.212	1:11.298	38.363	189.0	1:00:23.544
21	2	2:35.203	44.580	1:11.470	39.153	214.3	1:02:58.747