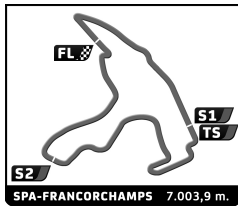


CLASSIC ENDURANCE RACING 1 SPA CLASSIC QUALIFYING

Sector Analysis

Lap under Red Flag Invalidated Lap Personal Best Session Best Crossing the pit lane

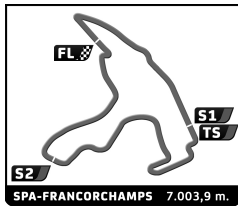
Lap	D	Time	Sector 1	Sector 2	Sector 3	T. Spd	Elapsed	Lap	D	Time	Sector 1	Sector 2	Sector 3	T. Spd	Elapsed
1 Porsche 917 K 1970 1. Claudio RODDARO P+2L															
1	1	4:05.830	2:04.301	1:20.819	40.710	153.7	4:05.830	8	1	2:40.174	45.440	1:12.897	41.837	218.9	29:15.740
2	1	2:38.564	43.166	1:15.779	39.619	195.9	6:44.394	9	1	2:46.425	46.024	1:16.752	43.649	194.7	32:02.165
3	1	2:33.716	42.461	1:11.839	39.416	202.9	9:18.110	10	1	2:40.313	45.332	1:13.043	41.938	213.4	34:42.478
4	1	2:37.319	44.830	1:13.189	39.300	195.5	11:55.429	11	1	2:52.138	46.049	1:21.291	44.798	210.4	37:34.616
5	1	5:41.944	B 3:08.724	1:21.250	1:11.970	192.5	17:37.373	12	1	6:19.293	B 4:09.495	1:27.022	42.776	87.0	43:53.909
6	1	3:50.855	1:22.946	1:43.569	44.340	69.3	21:28.228	13	1	2:38.750	44.686	1:13.029	41.035	202.1	46:32.659
7	1	2:37.300	43.904	1:14.036	39.360	191.8	24:05.528								
8	1	2:34.756	42.360	1:13.628	38.768	192.2	26:40.284								
9	1	2:37.233	43.532	1:14.239	39.462	192.5	29:17.517								
10	1	2:35.480	42.739	1:12.451	40.290	217.1	31:52.997								
11	1	2:33.103	41.812	1:12.347	38.944	209.1	34:26.100								
2 Lola T210 1970 1. Frank JACOB P-2L															
1	1	3:19.915	1:12.258	1:23.960	43.697	136.7	3:19.915								
2	1	2:42.031	45.991	1:14.335	41.705	211.2	6:01.946								
3	1	2:42.984	45.839	1:14.226	42.919	206.5	8:44.930								
4	1	2:41.225	45.440	1:14.544	41.241	221.3	11:26.155								
5	1	2:40.812	45.512	1:13.780	41.520	221.3	14:06.967								
6	1	9:26.238	B 7:25.855	1:19.090	41.293	154.2	23:33.205								
7	1	3:05.521	46.274	1:28.511	50.736	219.4	26:38.726								
8	1	2:38.608	45.044	1:13.274	40.290	185.6	29:17.334								
9	1	11:49.479	B 8:11.944	2:05.158	1:32.377	205.3	41:06.813								
10	1	3:29.281	1:29.565	1:14.965	44.751	208.7	44:36.094								
11	1	2:44.166	46.403	1:16.557	41.206	219.9	47:20.260								
4 Porsche 908/03 1971 1. Henrique GEMPERLE P+2L 2. Marc de SIEBENTHAL															
1	2	3:00.976	56.695	1:22.144	42.137	138.2	3:00.976								
2	2	2:34.470	43.464	1:11.544	39.462	216.6	5:35.446								
3	2	2:30.756	42.693	1:09.440	38.623	235.6	8:06.202								
4	2	2:45.360	42.523	1:17.560	45.277	232.4	10:51.562								
5	1	7:05.813	B 4:12.851	1:26.296	1:26.666	163.8	17:57.375								
6	1	3:46.444	1:42.198	1:23.257	40.989	75.5	21:43.819								
7	1	2:41.342	44.470	1:14.923	41.949	185.6	24:25.161								
8	1	2:36.974	44.240	1:12.441	40.293	181.9	27:02.135								
9	1	2:36.555	43.802	1:12.805	39.948	197.8	29:38.690								
10	1	2:37.044	43.469	1:13.355	40.220	213.0	32:15.734								
11	1	2:37.646	44.098	1:12.163	41.385	204.5	34:53.380								
12	1	2:55.563	43.936	1:21.746	49.881	159.3	37:48.943								
7 Lola T70 Mk.3B Spyder 1969 1. Toni SEILER P+2L															
1	1	4:08.963	1:56.948	1:28.814	43.201	146.3	4:08.963								
2	1	2:44.341	46.206	1:16.352	41.783	205.3	6:53.304								
3	1	2:40.795	43.414	1:15.009	42.372	185.9	9:34.099								
4	1	2:39.728	44.756	1:14.448	40.524	214.3	12:13.827								
5	1	2:36.610	42.513	1:13.646	40.451	196.6	14:50.437								
6	1	4:00.134	42.701	1:48.248	1:29.185	210.4	18:50.571								
7	1	7:44.081	B 5:41.719	1:18.459	43.903	166.5	26:34.652								
8	1	2:36.194	42.725	1:13.500	39.969	193.3	29:10.846								
9	1	2:35.010	41.919	1:13.094	39.927	211.2	31:45.856								
10	1	2:36.569	42.567	1:14.075	39.927	220.8	34:22.425								
11	1	3:16.241	50.156	1:32.784	53.301	140.8	37:38.666								
8 Porsche 911 Carrera RSR 2.8 1973 1. Kurt THIEL GT1															
1	1	4:03.659	1:46.150	1:29.822	47.687	132.3	4:03.659								
2	1	3:02.802	52.643	1:24.385	45.774	177.8	7:06.461								
3	1	4:12.005	B 2:01.258	1:24.858	45.889	181.9	11:18.466								
4	1	2:55.572	49.850	1:20.182	45.540	185.9	14:14.038								
5	1	3:42.218	49.279	1:26.432	1:26.507	202.5	17:56.256								
6	1	3:54.850	1:41.995	1:28.020	44.835	76.4	21:51.106								
7	1	2:54.216	49.954	1:19.908	44.354	195.5	24:45.322								
8	1	2:54.129	49.210	1:20.167	44.752	202.5	27:39.451								
9	1	2:53.577	49.234	1:19.782	44.561	202.9	30:33.028								
10	1	2:53.796	49.398	1:19.924	44.474	199.7	33:26.824								
11	1	2:55.756	49.958	1:20.683	45.115	189.7	36:22.580								
12	1	4:13.307	49.281	1:54.335	1:29.691	198.1	40:35.887								
13	1	3:53.669	1:46.901	1:21.793	44.975	145.2	44:29.556								
14	1	2:54.993	49.025	1:20.784	45.184	196.6	47:24.549								
10 Porsche 911 Carrera RSR 3.0 1974 1. Juergen WESTPHAL GT1 2. Stefan MÜCKE															
1	1	3:49.199	1:38.513	1:25.272	45.414	168.7	3:49.199								
2	1	2:51.138	50.531	1:16.824	43.783	197.8	6:40.337								
3	1	2:50.601	48.426	1:18.416	43.759	213.0	9:30.938								
4	1	2:47.929	48.739	1:15.972	43.218	206.5	12:18.867								
5	1	2:46.574	47.782	1:15.882	42.910	196.2	15:05.441								
6	1	4:26.634	47.841	2:09.086	1:29.707	212.1	19:32.075								
7	2	6:15.050	B 3:59.890	1:26.493	48.667	162.0	25:47.125								
8	2	3:05.528	52.845	1:24.787	47.896	197.4	28:52.653								
9	2	3:03.667	51.510	1:24.396	47.761	195.9	31:56.320								
10	2	3:02.196	51.830	1:23.288	47.078	192.9	34:58.516								
11	2	3:20.803	51.740	1:24.703	1:04.360	162.5	38:19.319								
12	2	4:51.853	1:47.521	2:14.322	50.010	72.7	43:11.172								
13	2	3:02.632	52.085	1:23.095	47.452	185.9	46:13.804								
5 Chevron B19 1971 1. Olivier BREITMAYER P-2L															
1	1	4:32.951	2:22.258	1:23.586	47.107	148.0	4:32.951								
2	1	2:54.989	52.786	1:18.258	43.945	187.9	7:27.940								
3	1	6:09.543	B 4:08.731	1:17.351	43.461	140.1	13:37.483								
4	1	2:49.435	45.594	1:16.066	47.775	199.7	16:26.918								
5	1	4:30.941	1:41.508	2:06.420	43.013	74.3	20:57.859								
6	1	2:54.661	47.335	1:22.713	44.613	192.5	23:52.520								
7	1	2:43.046	45.511	1:13.921	43.614	192.9	26:35.566								



CLASSIC ENDURANCE RACING 1 SPA CLASSIC QUALIFYING

Sector Analysis

Lap under Red Flag							Invalidated Lap		Personal Best		Session Best		B Crossing the pit lane		
Lap	D	Time	Sector 1	Sector 2	Sector 3	T. Spd	Elapsed	Lap	D	Time	Sector 1	Sector 2	Sector 3	T. Spd	Elapsed
12 Chevron B16 1970 1.Thomas DOZIN P-2L							4	1	2:40.920	43.976	1:15.251	41.693	202.1	11:21.177	
1	1	3:53.398	1:27.151	1:36.242	50.005	153.7	3:53.398	5	1	2:49.757	45.407	1:18.389	45.961	182.6	14:10.934
2	1	3:00.388	51.810	1:22.293	46.285	167.6	6:53.786	6	1	3:24.963	43.916	1:17.652	1:23.395	199.3	17:35.897
3	1	3:30.679	49.975	1:49.244	51.460	171.8	10:24.465	7	2	6:54.339 B	4:54.871	1:17.115	42.353	184.5	24:30.236
4	1	9:37.703 B	5:39.255	2:25.585	1:32.863	114.1	20:02.168	8	2	2:40.354	43.868	1:15.218	41.268	197.4	27:10.590
5	1	3:11.426	55.692	1:28.070	47.664	157.3	23:13.594	9	2	2:39.537	43.689	1:14.704	41.144	209.9	29:50.127
6	1	3:00.525	50.836	1:23.944	45.745	182.9	26:14.119	10	2	4:12.693 B	1:59.750	1:19.727	53.216	168.7	34:02.820
7	1	2:56.219	49.888	1:20.584	45.747	177.8	29:10.338	19 Chevron B19 1971 1.Rolf SIGRIST P-2L 2.Nigel GREENSALL							
8	1	2:56.483	50.230	1:20.831	45.422	174.5	32:06.821	1	1	3:07.771	56.927	1:24.957	45.887	139.7	3:07.771
9	1	2:56.044	50.473	1:20.371	45.200	181.6	35:02.865	2	1	2:42.245	46.390	1:14.776	41.079	197.0	5:50.016
10	1	3:13.730	49.180	1:23.237	1:01.313	167.3	38:16.595	3	1	2:41.003	46.211	1:13.710	41.082	193.6	8:31.019
11	1	8:08.489 B	6:00.330	1:22.701	45.458	167.1	46:25.084	4	1	2:41.950	44.919	1:14.148	42.883	216.6	11:12.969
13 Chevron B8 1969 1.Christophe VAN RIET P-2L 2.Guy FAWE							5	1	2:40.241	45.622	1:13.044	41.575	204.5	13:53.210	
1	2	4:15.466	1:54.187	1:32.933	48.346	136.3	4:15.466	6	1	3:10.261	44.238	1:13.074	1:12.949	203.7	17:03.471
2	2	3:00.673	50.981	1:22.799	46.893	185.2	7:16.139	7	2	5:34.167 B	3:31.169	1:19.144	43.854	181.6	22:37.638
3	2	3:09.336	51.880	1:27.949	49.507	142.8	10:25.475	8	2	2:44.565	43.255	1:11.774	49.536	218.5	25:22.203
4	2	3:06.306	51.798	1:25.996	48.512	167.6	13:31.781	9	2	2:30.686	42.819	1:08.960	38.907	229.2	27:52.889
5	2	3:10.339	51.845	1:26.520	51.974	179.1	16:42.120	10	1	4:55.686 B	2:58.972	1:14.163	42.551	193.6	32:48.575
6	1	6:56.788 B	4:52.262	1:19.896	44.630	156.8	23:38.908	11	1	3:22.137	44.347	1:56.939	40.851	209.9	36:10.712
7	1	2:49.288	48.295	1:17.067	43.926	190.4	26:28.196	12	1	4:02.223	44.657	1:45.456	1:32.110	202.9	40:12.935
8	1	2:47.891	47.831	1:16.230	43.830	184.9	29:16.087	13	1	3:48.866	1:47.837	1:20.831	40.198	70.6	44:01.801
9	1	2:47.155	47.527	1:16.084	43.544	188.6	32:03.242	14	1	2:35.860	44.041	1:11.783	40.036	207.0	46:37.661
10	1	2:46.226	47.462	1:15.390	43.374	187.6	34:49.468	20 Porsche 911 Carrera RSR 3.0 1975 1.Rémi TERRAIL GT1 2.Jürg AEBERHARD							
11	1	2:54.584	47.642	1:19.398	47.544	169.3	37:44.052	1	2	4:11.165	2:02.938	1:23.038	45.189	145.2	4:11.165
16 Lola T212 1971 1.Serge KRIKNOFF P-2L							2	2	2:44.563	47.096	1:15.426	42.041	213.4	6:55.728	
1	1	4:58.221	2:38.525	1:32.734	46.962	126.4	4:58.221	3	2	2:42.742	47.844	1:13.362	41.536	204.1	9:38.470
2	1	2:45.518	47.938	1:15.314	42.266	194.0	7:43.739	4	2	2:49.258	47.770	1:14.865	46.623	211.2	12:27.728
3	1	2:41.259	45.563	1:13.298	42.398	207.0	10:24.998	5	2	2:41.489	46.259	1:13.426	41.804	216.2	15:09.217
4	1	2:49.069	46.631	1:16.278	46.160	199.7	13:14.067	6	1	6:26.444 B	3:49.657	1:47.968	48.819	68.8	21:35.661
5	1	7:08.409 B	3:27.268	2:17.841	1:23.300	86.0	20:22.476	7	1	3:00.325	51.677	1:22.860	45.788	169.6	24:35.986
6	1	2:43.866	46.318	1:15.934	41.614	215.2	23:06.342	8	1	2:55.858	50.193	1:19.728	45.937	184.9	27:31.844
7	1	2:41.528	45.741	1:14.775	41.012	195.5	25:47.870	9	1	2:53.520	49.595	1:19.178	44.747	196.2	30:25.364
8	1	2:38.229	44.752	1:11.887	41.590	221.3	28:26.099	10	1	2:53.068	49.004	1:19.137	44.927	194.0	33:18.432
9	1	2:37.285	44.257	1:12.294	40.734	216.6	31:03.384	11	1	2:53.200	48.924	1:18.890	45.386	195.1	36:11.632
10	1	5:22.312 B	3:22.824	1:17.234	42.254	133.6	36:25.696	12	1	4:12.191	48.999	1:48.283	1:34.909	195.1	40:23.823
11	1	4:08.850	45.069	1:46.029	1:37.752	218.0	40:34.546	21 De Tomaso Pantera Gr. IV 1975 1.Detlef VON DER LIECK GT1 2.Ralf KELLENNERS							
17 Chevron B8 1969 1.Benjamin HATTON P-2L							1	2	3:33.456	1:28.867	1:22.152	42.437	159.3	3:33.456	
1	1	3:09.458	1:02.700	1:21.806	44.952	141.0	3:09.458	2	2	2:41.110	45.023	1:14.266	41.821	205.7	6:14.566
2	1	3:48.549 B	1:50.207	1:16.198	42.144	206.1	6:58.007	3	2	2:40.334	44.485	1:14.421	41.428	209.9	8:54.900
18 Ford GT40 1965 1.Kyle TILLEY GT1 2.Phil KEEN							4	1	8:39.758 B	5:48.486	1:27.648	1:23.624	149.7	17:34.658	
1	1	3:15.245	1:11.262	1:21.002	42.981	159.5	3:15.245	5	1	4:56.741 B	2:46.255	1:24.516	45.970	151.2	22:31.399
2	1	2:43.716	45.114	1:17.023	41.579	189.0	5:58.961	6	1	2:57.340	48.233	1:21.794	47.313	171.5	25:28.739
3	1	2:41.296	44.188	1:15.812	41.296	201.7	8:40.257	22 Porsche 908 LH 1969 1.Michel SPEYER P+2L							
19 Chevron B19 1971 1.Rolf SIGRIST P-2L 2.Nigel GREENSALL							1	1	4:39.057	2:06.421	1:36.398	56.238	123.0	4:39.057	
1	1	3:07.771	56.927	1:24.957	45.887	139.7	3:07.771	2	1	2:53.385	50.641	1:19.674	43.070	183.2	7:32.442
2	1	2:42.245	46.390	1:14.776	41.079	197.0	5:50.016								
3	1	2:41.003	46.211	1:13.710	41.082	193.6	8:31.019								
4	1	2:41.950	44.919	1:14.148	42.883	216.6	11:12.969								
5	1	2:40.241	45.622	1:13.044	41.575	204.5	13:53.210								
6	1	3:10.261	44.238	1:13.074	1:12.949	203.7	17:03.471								
7	2	5:34.167 B	3:31.169	1:19.144	43.854	181.6	22:37.638								
8	2	2:44.565	43.255	1:11.774	49.536	218.5	25:22.203								
9	2	2:30.686	42.819	1:08.960	38.907	229.2	27:52.889								
10	1	4:55.686 B	2:58.972	1:14.163	42.551	193.6	32:48.575								
11	1	3:22.137	44.347	1:56.939	40.851	209.9	36:10.712								
12	1	4:02.223	44.657	1:45.456	1:32.110	202.9	40:12.935								
13	1	3:48.866	1:47.837	1:20.831	40.198	70.6	44:01.801								
14	1	2:35.860	44.041	1:11.783	40.036	207.0	46:37.661								

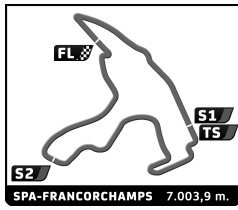


CLASSIC ENDURANCE RACING 1 SPA CLASSIC QUALIFYING

Sector Analysis

Lap under Red Flag Invalidated Lap Personal Best Session Best Crossing the pit lane

Lap	D	Time	Sector 1	Sector 2	Sector 3	T. Spd	Elapsed	Lap	D	Time	Sector 1	Sector 2	Sector 3	T. Spd	Elapsed
24 Chevron B16 1971 1. François BOURDIN 2. Hubert BOURDIN P-2L															
1	1	3:20.761	1:06.587	1:25.644	48.530	148.8	3:20.761	1	1	3:01.456	58.193	1:20.944	42.319	121.0	3:01.456
2	1	2:55.317	50.331	1:18.658	46.328	182.6	6:16.078	2	1	2:34.108	43.217	1:12.137	38.754	188.6	5:35.564
3	1	2:49.480	48.915	1:16.546	44.019	194.4	9:05.558	3	1	2:36.596	43.055	1:12.829	40.712	201.3	8:12.160
4	1	2:47.053	48.222	1:15.874	42.957	201.7	11:52.611	4	1	2:32.279	41.781	1:11.544	38.954	209.9	10:44.439
5	1	2:46.947	47.399	1:15.966	43.582	212.6	14:39.558	5	1	4:11.709 B	2:21.606	1:10.995	39.108	193.6	14:56.148
6	1	4:03.582	48.004	1:45.729	1:29.849	194.4	18:43.140	6	1	4:08.637	41.426	1:57.086	1:30.125	206.5	19:04.785
7	2	6:00.790 B	3:43.456	1:27.529	49.805	161.0	24:43.930	7	1	6:49.564 B	4:45.607	1:18.996	44.961	182.9	25:54.349
8	2	3:01.016	52.661	1:22.499	45.856	181.9	27:44.946	8	1	2:33.647	43.211	1:11.227	39.209	204.5	28:27.996
9	2	2:56.331	50.818	1:20.481	45.032	176.6	30:41.277	9	1	2:32.980	41.528	1:12.495	38.957	209.5	31:00.976
10	2	2:53.298	50.052	1:18.660	44.586	188.3	33:34.575	10	1	2:29.211	41.695	1:09.426	38.090	213.4	33:30.187
11	2	2:52.766	49.741	1:18.750	44.275	170.7	36:27.341								
12	2	4:16.229	49.671	1:56.684	1:29.874	189.3	40:43.570								
27 Chevron B16 1970 1. John SHELDON P-2L															
1	1	3:25.267	1:13.364	1:26.051	45.852	140.8	3:25.267	1	1	3:47.742	1:31.126	1:29.443	47.173	146.5	3:47.742
2	1	5:49.733 B	3:43.550	1:21.236	44.947	172.7	9:15.000	2	1	4:08.932 B	2:04.826	1:20.123	43.983	182.6	7:56.674
3	1	2:52.409	49.556	1:18.605	44.248	195.5	12:07.409	3	1	2:52.662	47.772	1:21.150	43.740	205.7	10:49.336
4	1	2:49.795	48.129	1:18.017	43.649	193.6	14:57.204	4	1	2:50.642	47.293	1:17.010	46.339	202.9	13:39.978
5	1	4:13.686	47.306	1:55.321	1:31.059	205.7	19:10.890	5	1	3:01.707	47.578	1:20.165	53.964	189.7	16:41.685
6	1	3:27.863	1:23.453	1:20.558	43.852	180.6	22:38.753	6	1	8:55.293 B	6:28.328	1:31.033	55.932	170.1	25:36.978
7	1	2:46.643	47.134	1:16.317	43.192	205.3	25:25.396	7	1	5:53.332 B	3:51.542	1:18.650	43.140	136.9	31:30.310
8	1	2:47.908	48.221	1:16.957	42.730	195.9	28:13.304	8	1	2:45.721	46.878	1:15.964	42.879	199.7	34:16.031
9	1	2:47.723	46.954	1:16.830	43.939	212.6	31:01.027	9	1	2:52.581	49.553	1:18.160	44.868	191.1	37:08.612
10	1	2:47.723	46.954	1:16.830	43.939	212.6	31:01.027	10	1	5:21.058	1:07.283	2:14.171	1:59.604	76.0	42:29.670
10	1	2:46.588	46.942	1:16.807	42.839	211.2	33:47.615	11	1	2:44.840	46.903	1:14.867	43.070	210.8	45:14.510
30 Ford GT40 1965 1. Marcus VON OEYNHAUSI 2. Christophe VON OEYNHA P-2L															
1	1	3:44.725 B	1:16.641	1:29.825	58.259	145.2	3:44.725	1	1	3:12.620	59.539	1:29.920	43.161	123.0	3:12.620
2	1	5:02.727	2:52.102	1:24.667	45.958	172.4	8:47.452	2	1	3:00.388	44.558	1:27.018	48.812	173.6	6:13.008
3	1	2:46.046	45.505	1:18.065	42.476	200.5	11:33.498	3	1	2:38.250	42.783	1:15.079	40.388	205.7	8:51.258
4	1	2:45.485	45.123	1:17.780	42.582	213.4	14:18.983	4	1	6:38.450 B	4:14.624	1:33.996	49.830	158.3	15:29.708
5	1	3:45.855	45.518	1:32.285	1:28.052	180.0	18:04.838	5	1	4:39.199	1:02.405	2:12.784	1:24.010	69.9	20:08.907
6	1	3:52.976	1:36.940	1:29.784	46.252	74.7	21:57.814	6	1	2:54.774	44.159	1:21.553	49.062	179.1	23:03.681
7	2	5:19.154 B	3:11.064	1:23.435	44.655	159.3	27:16.968	7	1	9:48.926 B	7:42.114	1:21.065	45.747	185.2	32:52.607
8	2	2:49.941	46.401	1:20.210	43.330	187.9	30:06.909	8	1	2:38.193	42.801	1:15.427	39.965	201.7	35:30.800
9	2	2:47.350	45.850	1:18.945	42.555	200.1	32:54.259	9	1	3:31.342	43.311	1:19.005	1:29.026	179.7	39:02.142
10	2	2:52.678	47.511	1:22.430	43.737	200.5	35:47.937	10	1	4:20.393	1:43.215	1:56.149	41.029	74.0	43:22.535
11	2	3:42.176	47.041	1:26.940	1:28.195	190.4	39:30.113	11	1	2:36.665	42.933	1:14.020	39.712	204.9	45:59.200
12	2	3:59.623	1:21.402	1:52.062	46.159	118.6	43:29.736								
13	2	2:48.509	46.172	1:19.224	43.113	184.9	46:18.245								
33 Lola T70 Mk.3 1967 1. Rory JACK P+2L															
1	1	4:12.348	2:06.599	1:23.271	42.478	161.5	4:12.348	1	1	4:12.348	2:06.599	1:23.271	42.478	161.5	4:12.348
2	1	2:42.159	43.177	1:17.637	41.345	195.5	6:54.507	2	1	2:42.159	43.177	1:17.637	41.345	195.5	6:54.507
3	1	5:09.368 B	3:15.543	1:13.969	39.856	200.5	12:03.875	3	1	5:09.368 B	3:15.543	1:13.969	39.856	200.5	12:03.875
4	1	2:34.367	41.923	1:13.178	39.266	210.4	14:38.242	4	1	2:34.367	41.923	1:13.178	39.266	210.4	14:38.242
5	1	3:57.054	41.536	1:43.010	1:32.508	218.9	18:35.296	5	1	3:57.054	41.536	1:43.010	1:32.508	218.9	18:35.296
35 Lola T70 Mk.3B GT 1969 1. Armand MILLE P+2L															
1	1	3:01.456	58.193	1:20.944	42.319	121.0	3:01.456	1	1	3:01.456	58.193	1:20.944	42.319	121.0	3:01.456
2	1	2:34.108	43.217	1:12.137	38.754	188.6	5:35.564	2	1	2:34.108	43.217	1:12.137	38.754	188.6	5:35.564
3	1	2:36.596	43.055	1:12.829	40.712	201.3	8:12.160	3	1	2:36.596	43.055	1:12.829	40.712	201.3	8:12.160
4	1	2:32.279	41.781	1:11.544	38.954	209.9	10:44.439	4	1	2:32.279	41.781	1:11.544	38.954	209.9	10:44.439
5	1	4:11.709 B	2:21.606	1:10.995	39.108	193.6	14:56.148	5	1	4:11.709 B	2:21.606	1:10.995	39.108	193.6	14:56.148
6	1	4:08.637	41.426	1:57.086	1:30.125	206.5	19:04.785	6	1	4:08.637	41.426	1:57.086	1:30.125	206.5	19:04.785
7	1	6:49.564 B	4:45.607	1:18.996	44.961	182.9	25:54.349	7	1	6:49.564 B	4:45.607	1:18.996	44.961	182.9	25:54.349
8	1	2:33.647	43.211	1:11.227	39.209	204.5	28:27.996	8	1	2:33.647	43.211	1:11.227	39.209	204.5	28:27.996
9	1	2:32.980	41.528	1:12.495	38.957	209.5	31:00.976	9	1	2:32.980	41.528	1:12.495	38.957	209.5	31:00.976
10	1	2:29.211	41.695	1:09.426	38.090	213.4	33:30.187	10	1	2:29.211	41.695	1:09.426	38.090	213.4	33:30.187
36 Porsche 910 1967 1. Jürgen RUDOLPH P-2L															
1	1	3:47.742	1:31.126	1:29.443	47.173	146.5	3:47.742	1	1	3:47.742	1:31.126	1:29.443	47.173	146.5	3:47.742
2	1	4:08.932 B	2:04.826	1:20.123	43.983	182.6	7:56.674	2	1	4:08.932 B	2:04.826	1:20.123	43.983	182.6	7:56.674
3	1	2:52.662	47.772	1:21.150	43.740	205.7	10:49.336	3	1	2:52.662	47.772	1:21.150	43.740	205.7	10:49.336
4	1	2:50.642	47.293	1:17.010	46.339	202.9	13:39.978	4	1	2:50.642	47.293	1:17.010	46.339	202.9	13:39.978
5	1	3:01.707	47.578	1:20.165	53.964	189.7	16:41.685	5	1	3:01.707	47.578	1:20.165	53.964	189.7	16:41.685
6	1	8:55.293 B	6:28.328	1:31.033	55.932	170.1	25:36.978	6	1	8:55.293 B	6:28.328	1:31.033	55.932	170.1	25:36.978
7	1	5:53.332 B	3:51.542	1:18.650	43.140	136.9	31:30.310	7	1	5:53.332 B	3:51.542	1:18.650	43.140	136.9	31:30.310
8	1	2:45.721	46.878	1:15.964	42.879	199.7	34:16.031	8	1	2:45.721	46.878	1:15.964	42.879	199.7	34:16.031
9	1	2:52.581	49.553	1:18.160	44.868	191.1	37:08.612	9	1	2:52.581	49.553	1:18.160	44.868	191.1	37:08.612
10	1	5:21.058	1:07.283	2:14.171	1:59.604	76.0	42:29.670	10	1	5:21.058	1:07.283	2:14.171	1:59.604	76.0	42:29.670
11	1	2:44.840	46.903	1:14.867	43.070	210.8	45:14.510	11	1	2:44.840	46.903	1:14.867	43.070	210.8	45:14.510
37 Lola T70 Mk.3 1967 1. Romain BELLETESTE P+2L															
1	1	3:12.620	59.539	1:29.920	43.161	123.0	3:12.620	1	1	3:12.620	59.539	1:29.920	43.161	123.0	3:12.620
2	1	3:00.388	44.558	1:27.018	48.812	173.6	6:13.008	2	1	3:00.388	44.558	1:27.018	48.812	173.6	6:13.008
3	1	2:38.250	42.783	1:15.079	40.388	205.7	8:51.258	3	1	2:38.250	42.783	1:15.079	40.388	205.7	8:51.258
4	1	6:38.450 B	4:14.624	1:33.996	49.830	158.3	15:29.708	4	1	6:38.450 B	4:14.624	1:33.996	49.830	158.3	15:29.708
5	1	4:39.199	1:02.405	2:12.784	1:24.010										



CLASSIC ENDURANCE RACING 1 SPA CLASSIC QUALIFYING

Sector Analysis

Lap under Red Flag Invalidated Lap Personal Best Session Best Crossing the pit lane

Lap	D	Time	Sector 1	Sector 2	Sector 3	T. Spd	Elapsed	Lap	D	Time	Sector 1	Sector 2	Sector 3	T. Spd	Elapsed
2	2	2:28.805	41.395	1:09.408	38.002	236.7	5:26.770	7	1	4:47.402	1:24.803	2:11.553	1:11.046	72.6	20:35.966
3	2	2:28.175	41.074	1:09.373	37.728	238.3	7:54.945	8	1	2:31.154	42.868	1:08.631	39.655	230.3	23:07.120
4	1	5:18.495 B	3:22.246	1:15.045	41.204	197.0	13:13.440	9	1	2:30.855	42.317	1:09.109	39.429	228.7	25:37.975
5	1	2:35.266	43.298	1:12.340	39.628	209.1	15:48.706	10	1	2:31.972	42.487	1:09.550	39.935	228.7	28:09.947
6	1	4:50.952	1:30.352	2:20.949	59.651	69.8	20:39.658	11	1	2:29.566	42.590	1:08.282	38.694	230.3	30:39.513
7	1	2:35.967	43.539	1:12.385	40.043	210.4	23:15.625	12	1	2:29.493	42.526	1:08.716	38.251	230.3	33:09.006
8	1	2:35.769	42.609	1:13.041	40.119	218.9	25:51.394	13	1	2:32.352	42.457	1:10.949	38.946	210.4	35:41.358
9	1	2:34.039	42.306	1:11.997	39.736	207.0	28:25.433	14	1	2:47.066	44.745	1:28.176	1:34.145	167.6	39:28.424
10	1	2:34.347	42.047	1:11.869	40.431	208.2	30:59.780								

44 Chevron B19 1971
 1. Roderick JACK P-2L

1	1	4:21.527	2:03.609	1:27.454	50.464	137.1	4:21.527
2	1	3:01.524	51.586	1:22.337	47.601	186.6	7:23.051
3	1	2:53.668	47.176	1:21.878	44.614	207.0	10:16.719
4	1	3:21.420 B	46.721	1:15.800	1:18.899	217.5	13:38.139

45 Chevron B19 1971
 1. Gianluigi CANDIANI P-2L
 2. Frédéric ROUVIER

1	1	3:02.542	58.873	1:20.941	42.728	152.4	3:02.542
2	1	2:36.979	44.751	1:12.340	39.888	225.7	5:39.521
3	1	2:37.172	44.690	1:11.165	41.317	219.4	8:16.693
4	1	10:47.058 B	7:17.696	1:58.388	1:30.974	207.8	19:03.751
5	1	3:13.452	1:20.353	1:12.566	40.533	193.3	22:17.203
6	1	2:35.171	44.377	1:11.154	39.640	221.8	24:52.374
7	1	2:35.986	44.227	1:11.422	40.337	211.7	27:28.360
8	1	2:41.832	44.161	1:15.900	41.771	222.3	30:10.192
9	1	5:57.368 B	3:55.724	1:18.108	43.536	170.4	36:07.560
10	1	4:06.752	48.079	1:46.222	1:32.451	206.1	40:14.312
11	1	3:53.117	1:47.346	1:22.675	43.096	70.7	44:07.429
12	1	2:48.881	47.576	1:16.565	44.740	207.8	46:56.310

47 Porsche 911 Carrera RSR 3.0 IROC 1975
 1. Georges CABANNE GT1
 2. Charly BOURACHOT

1	1	3:27.897	1:11.143	1:27.933	48.821	138.2	3:27.897
2	1	3:03.967	53.895	1:22.770	47.302	170.7	6:31.864
3	1	3:03.936	52.961	1:23.257	47.718	186.9	9:35.800
4	1	3:02.377	52.203	1:22.667	47.507	182.2	12:38.177
5	1	3:04.217	52.716	1:24.601	46.900	190.4	15:42.394
6	1	4:45.611	1:17.783	2:00.063	1:27.765	89.1	20:28.005
7	2	4:59.209 B	2:48.284	1:23.817	47.108	167.3	25:27.214
8	2	3:00.163	52.515	1:20.645	47.003	180.0	28:27.377
9	2	2:57.483	51.765	1:19.178	46.540	183.9	31:24.860
10	2	3:19.459	50.989	1:33.799	54.671	187.6	34:44.319

49 Lola T212 1971
 1. Bradley BURNS P-2L

1	1	3:04.013	1:00.190	1:22.021	41.802	134.0	3:04.013
2	1	2:32.920	43.410	1:10.596	38.914	221.3	5:36.933
3	1	2:30.022	42.681	1:08.794	38.547	222.3	8:06.955
4	1	2:36.038	42.504	1:12.941	40.593	230.3	10:42.993
5	1	2:33.752	42.819	1:10.103	40.830	230.8	13:16.745
6	1	2:31.819	44.171	1:08.689	38.959	228.2	15:48.564

50 Lola T70 Mk.3B GT 1970
 1. Stephan JOEBSTL P+2L
 2. Thomas MUTSCH

1	1	3:47.353	1:32.277	1:28.625	46.451	147.1	3:47.353
2	1	2:38.937	44.484	1:13.813	40.640	205.7	6:26.290
3	1	2:39.192	43.726	1:14.223	41.243	192.9	9:05.482
4	1	2:38.242	43.704	1:13.670	40.868	198.1	11:43.724
5	1	2:39.116	43.658	1:13.919	41.539	194.0	14:22.840
6	1	3:40.696	44.015	1:29.310	1:27.371	190.0	18:03.536
7	2	6:56.911 B	5:01.720	1:14.835	40.356	159.3	25:00.447
8	2	2:34.791	42.915	1:11.708	40.168	233.4	27:35.238
9	2	2:32.904	41.989	1:10.588	40.327	223.2	30:08.142
10	2	6:33.455 B	4:41.752	1:12.498	39.205	177.5	36:41.597
11	2	4:22.843	42.084	1:55.053	1:45.706	234.5	41:04.440
12	2	3:20.422	1:29.150	1:12.322	38.950	196.6	44:24.862
13	2	2:31.906	41.814	1:11.229	38.863	220.8	46:56.768

51 Porsche 911 Carrera RSR 3.0 1974
 1. Frédéric DI EGIDIO GT1


1	1	3:10.548	56.952	1:26.852	46.744	140.4	3:10.548
2	1	2:52.691	50.829	1:17.640	44.222	202.1	6:03.239
3	1	2:51.605	50.032	1:17.103	44.470	204.9	8:54.844
4	1	2:54.774	50.868	1:19.065	44.841	198.1	11:49.618
5	1	2:53.546	50.330	1:18.462	44.754	197.4	14:43.164
6	1	4:15.659	49.818	1:57.899	1:27.942	198.1	18:58.823

54 Chevron B16 1970
 1. David BRISE P-2L
 2. Alan PURBRICK

1	2	4:25.082	2:04.544	1:30.484	50.054	131.4	4:25.082
2	2	3:09.765	52.692	1:27.819	49.254	164.1	7:34.847
3	2	3:08.464	54.345	1:27.199	46.920	163.8	10:43.311
4	2	3:07.014	52.365	1:26.753	47.896	190.7	13:50.325
5	2	3:42.485	50.761	1:22.759	1:28.965	200.5	17:32.810
6	1	5:38.029 B	3:37.040	1:16.665	44.324	151.0	23:10.839
7	1	2:44.826	46.360	1:15.475	42.991	185.6	25:55.665
8	1	2:42.470	45.661	1:14.603	42.206	209.1	28:38.135
9	1	2:56.302	55.306	1:18.703	42.293	181.9	31:34.437
10	1	2:42.040	45.203	1:14.373	42.464	193.3	34:16.477

57 Lola T70 Mk.3 1968
 1. Christophe GADALS P+2L

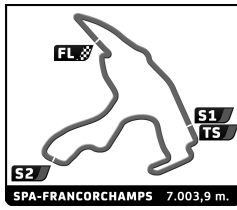
1	1	3:17.693	1:08.447	1:25.541	43.705	136.7	3:17.693
2	1	2:44.403	44.977	1:16.768	42.658	194.0	6:02.096
3	1	2:44.508	44.008	1:17.527	42.973	197.0	8:46.604
4	1	2:44.894	44.603	1:18.360	41.931	210.8	11:31.498



CLASSIC ENDURANCE RACING 1 SPA CLASSIC QUALIFYING

Sector Analysis

Lap under Red Flag												Invalidated Lap	Personal Best	Session Best	B Crossing the pit lane
Lap	D	Time	Sector 1	Sector 2	Sector 3	T. Spd	Elapsed	Lap	D	Time	Sector 1	Sector 2	Sector 3	T. Spd	Elapsed
61 Lola T70 Mk.3B Spyder 1970 1. Jim NORMAN P+2L 2. Nick PADMORE															
1	2	3:11.642	1:02.622	1:25.945	43.075	138.5	3:11.642								
2	2	2:41.172	44.858	1:15.853	40.461	177.8	5:52.814								
3	2	2:34.216	42.765	1:12.366	39.085	206.1	8:27.030								
4	2	2:44.194	42.849	1:19.701	41.644	209.5	11:11.224								
5	2	2:33.915	42.429	1:12.585	38.901	194.7	13:45.139								
6	2	2:51.919	43.047	1:17.683	51.189	173.0	16:37.058								
7	1	6:23.409 B	4:21.927	1:19.356	42.126	144.8	23:00.467								
8	1	2:42.956	44.127	1:14.999	43.830	202.9	25:43.423								
9	1	2:40.389	43.590	1:15.048	41.751	182.2	28:23.812								
10	1	2:38.577	43.186	1:14.825	40.566	202.5	31:02.389								
11	1	2:37.391	43.378	1:13.836	40.177	207.8	33:39.780								
12	1	2:52.350	43.029	1:13.709	55.612	194.7	36:32.130								
13	1	4:07.666	43.470	1:52.574	1:31.622	208.7	40:39.796								
14	1	3:37.155	1:42.702	1:14.225	40.228	155.6	44:16.951								
15	1	2:37.617	43.057	1:13.611	40.949	198.1	46:54.568								
62 Lola T70 Mk.3B GT 1969 1. JUNIOR P+2L 2. GUY															
1	1	3:06.462	1:01.794	1:21.315	43.353	126.5	3:06.462								
2	1	2:39.718	45.250	1:13.691	40.777	190.0	5:46.180								
3	1	5:16.856 B	3:18.168	1:16.227	42.461	167.9	11:03.036								
4	1	2:39.056	45.040	1:13.283	40.733	193.3	13:42.092								
5	1	2:49.567	45.818	1:16.032	47.717	173.9	16:31.659								
6	1	4:30.844	1:41.195	2:05.488	44.161	76.9	21:02.503								
7	1	2:44.368	46.917	1:15.400	42.051	189.3	23:46.871								
8	2	4:44.988 B	2:39.039	1:22.691	43.258	157.1	28:31.859								
9	2	2:50.540	47.931	1:19.039	43.570	175.4	31:22.399								
10	2	2:51.206	45.700	1:21.167	44.339	195.1	34:13.605								
11	2	2:48.856	46.971	1:18.163	43.722	180.6	37:02.461								
12	2	4:07.925	55.780	1:45.021	1:27.124	105.2	41:10.386								
13	2	3:30.899	1:26.831	1:19.885	44.183	183.6	44:41.285								
14	2	2:46.752	46.034	1:17.505	43.213	190.4	47:28.037								
64 Lola T210 1971 1. Daniel BALFOUR P-2L															
1	1	3:13.386	1:09.035	1:21.751	42.600	142.8	3:13.386								
2	1	2:40.091	44.599	1:14.661	40.831	210.8	5:53.477								
3	1	2:38.303	44.799	1:12.904	40.600	220.8	8:31.780								
4	1	2:44.821	44.597	1:15.361	44.863	215.2	11:16.601								
5	1	2:35.383	43.905	1:11.497	39.981	223.7	13:51.984								
6	1	3:13.157	44.793	1:16.659	1:11.705	210.8	17:05.141								
7	1	8:47.188 B	6:45.401	1:17.895	43.892	160.3	25:52.329								
66 Ford GT40 1965 1. Jean-François DECAUX GT1															
1	1	4:25.830	2:08.347	1:29.087	48.396	147.7	4:25.830								
2	1	2:59.478	50.945	1:22.341	46.192	177.5	7:25.308								
3	1	2:55.812	47.729	1:21.788	46.295	167.1	10:21.120								
4	1	2:55.357	47.297	1:21.729	46.331	161.8	13:16.477								
5	1	2:57.636	48.418	1:20.833	48.385	165.7	16:14.113								
6	1	4:51.219	1:47.294	2:14.792	49.133	75.2	21:05.332								
7	1	2:55.419	48.977	1:21.236	45.206	150.8	24:00.751								
8	1	2:51.977	46.524	1:21.105	44.348	179.4	26:52.728								
9	1	2:51.289	47.091	1:19.907	44.291	173.3	29:44.017								
10	1	2:51.163	46.640	1:20.150	44.373	163.1	32:35.180								
11	1	2:53.116	46.939	1:20.717	45.460	177.8	35:28.296								
12	1	3:55.616	47.949	1:33.254	1:34.413	176.0	39:23.912								
13	1	5:13.899 B	3:04.783	1:21.470	47.646	165.2	44:37.811								
14	1	2:49.820	46.600	1:19.497	43.723	187.6	47:27.631								
68 Porsche 911 Carrera RSR 3.0 1974 1. Serge LIBENS GT1 2. Jean-André COLLARD															
1	1	3:56.897	1:41.060	1:26.816	49.021	143.0	3:56.897								
2	1	3:03.251	51.337	1:23.416	48.498	188.3	7:00.148								
3	1	3:02.471	51.153	1:23.511	47.807	192.9	10:02.619								
4	1	3:09.453	51.726	1:21.387	56.340	188.6	13:12.072								
5	2	7:47.548 B	4:39.394	2:20.405	47.749	69.6	20:59.620								
6	2	2:57.120	51.414	1:19.602	46.104	196.6	23:56.740								
7	2	2:55.552	50.804	1:19.478	45.270	194.4	26:52.292								
8	2	2:55.650	51.049	1:19.493	45.108	200.5	29:47.942								
9	2	2:54.337	49.732	1:18.631	45.974	197.0	32:42.279								
10	2	3:03.808	50.184	1:23.438	50.186	198.1	35:46.087								
11	2	7:02.022 B	3:28.353	2:22.988	1:10.681	70.5	42:48.109								
12	2	2:53.423	49.836	1:19.022	44.565	202.1	45:41.532								
70 Lola T70 Mk.3B GT 1969 1. Jan MAGNUSSEN P+2L 2. Chris WARD															
1	1	3:02.314	1:00.162	1:21.235	40.917	136.3	3:02.314								
2	1	2:28.951	41.919	1:09.570	37.462	231.3	5:31.265								
3	1	2:26.534	41.023	1:08.151	37.360	242.9	7:57.799								
4	1	2:34.392	41.950	1:12.986	39.456	220.3	10:32.191								
5	2	12:49.362 B	...	1:11.166	38.391	215.2	23:21.553								
6	2	2:30.791	41.218	1:10.243	39.330	237.2	25:52.344								
7	2	2:31.352	41.337	1:09.220	40.795	222.3	28:23.696								
8	2	2:30.547	40.716	1:08.781	41.050	224.2	30:54.243								
71 Porsche 911 Carrera RS 3.0 1974 1. Annette ROLNER GT1 2. Pierre-Alain THIBAUT															
1	1	4:08.864	1:46.719	1:30.642	51.503	135.6	4:08.864								
2	1	3:06.135	52.725	1:25.264	48.146	174.8	7:14.999								

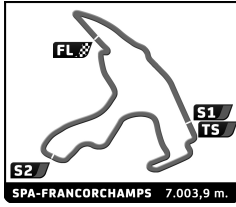


CLASSIC ENDURANCE RACING 1 SPA CLASSIC QUALIFYING

Sector Analysis

Lap under Red Flag Invalidated Lap Personal Best Session Best Crossing the pit lane

Lap	D	Time	Sector 1	Sector 2	Sector 3	T. Spd	Elapsed	Lap	D	Time	Sector 1	Sector 2	Sector 3	T. Spd	Elapsed							
3	1	3:09.067	51.715	1:27.643	49.709	143.2	10:24.066	14	1	2:48.312	47.766	1:18.655	41.891	210.8	46:25.321							
4	1	3:03.434	51.101	1:24.515	47.818	167.6	13:27.500	83 Lola T70 Mk.3B GT 1971														
5	1	3:13.061	51.581	1:26.164	55.316	172.1	16:40.561	1. Michael GANS P+2L														
6	2	9:19.624 B	7:09.248	1:25.884	44.492	145.6	26:00.185	1	1	3:14.000	1:09.722	1:21.743	42.535	130.2	3:14.000							
7	2	2:52.322	49.189	1:19.017	44.116	203.3	28:52.507	2	1	2:41.487	45.821	1:14.965	40.701	189.3	5:55.487							
8	2	2:51.959	49.468	1:18.680	43.811	201.7	31:44.466	3	1	2:36.101	43.339	1:13.210	39.552	191.5	8:31.588							
9	2	2:50.974	49.034	1:18.171	43.769	205.3	34:35.440	4	1	2:36.999	42.710	1:14.634	39.655	192.2	11:08.587							
10	2	3:25.715	53.288	1:35.879	56.548	140.2	38:01.155	5	1	2:35.141	42.960	1:12.865	39.316	179.1	13:43.728							
74 Porsche 911 Carrera RSR 3.0 1974								85 Chevron B8 1969														
1. Hans Christiaan LEERDAM GT1								1. Robin TULUIE P-2L														
1	1	4:47.951	2:23.282	1:34.626	50.043	102.7	4:47.951	2. Harry RICE														
2	1	3:05.036	53.634	1:25.308	46.094	162.8	7:52.987	1	2	3:33.062	1:29.558	1:20.929	42.575	156.3	3:33.062							
3	1	2:57.532	48.812	1:23.238	45.482	173.6	10:50.519	2	2	2:43.638	47.273	1:14.860	41.505	192.9	6:16.700							
4	1	2:56.867	48.967	1:22.578	45.322	172.4	13:47.386	3	1	4:05.022 B	2:03.121	1:17.938	43.963	186.9	10:21.722							
5	1	3:33.277	48.939	1:24.285	1:20.053	172.4	17:20.663	4	1	2:56.772	49.666	1:21.402	45.704	145.8	13:18.494							
6	1	6:17.521 B	4:09.184	1:23.408	44.929	163.8	23:38.184	99 Lola T70 Mk.3 1967														
7	1	2:56.440	49.028	1:21.706	45.706	171.5	26:34.624	1. Nick CHESTER P+2L														
8	1	2:56.713	48.758	1:23.382	44.573	184.2	29:31.337	2. Robin WARD														
9	1	2:54.677	49.054	1:21.169	44.454	192.5	32:26.014	1	1	3:07.473	1:02.827	1:20.931	43.715	133.5	3:07.473							
10	1	2:52.409	48.300	1:19.976	44.133	175.7	35:18.423	2	1	2:34.957	43.165	1:12.693	39.099	221.3	5:42.430							
11	1	3:42.476	48.789	1:25.345	1:28.342	145.4	39:00.899	3	1	2:34.590	42.379	1:12.434	39.777	205.3	8:17.020							
77 Lola T70 Mk.3 1968								4								1	2:39.060	42.601	1:15.635	40.824	221.8	10:56.080
1. Martin WACHTER P+2L								5								1	2:42.387	43.467	1:15.076	43.844	204.5	13:38.467
1	1	3:55.601					3:55.601	6	1	2:40.078	42.348	1:15.420	42.310	208.7	16:18.545							
2	1	2:55.021					6:50.622	7	2	7:10.014 B	5:14.852	1:15.241	39.921	174.5	23:28.559							
3	1	2:49.105					9:39.727	8	2	2:38.887	43.143	1:15.422	40.322	195.5	26:07.446							
4	1	2:51.833					12:31.560	9	2	2:36.433	42.446	1:13.910	40.077	214.3	28:43.879							
5	1	2:47.387					15:18.947	10	2	2:37.348	43.039	1:13.298	41.011	193.6	31:21.227							
6	1	4:44.602					20:03.549	11	2	2:35.681	42.505	1:13.559	39.617	192.9	33:56.908							
7	1	2:50.072					22:53.621	12	2	2:36.872	43.017	1:13.744	40.111	186.9	36:33.780							
8	1	2:50.677					25:44.298	13	2	4:07.104	42.409	1:52.516	1:32.179	206.5	40:40.884							
9	1	9:22.863	7:22.234	1:18.502	42.127	161.8	35:07.161	14	2	3:42.894	1:43.527	1:19.354	40.013	174.2	44:23.778							
10	1	3:13.201	45.578	1:23.029	1:04.594	147.1	38:20.362	15	2	2:36.142	42.693	1:14.172	39.277	221.3	46:59.920							
11	1	4:45.352	1:47.561	2:14.027	43.764	73.2	43:05.714	124 Lola T70 Mk.3B Spyder 1968														
12	1	2:47.635	44.263	1:19.291	44.081	198.5	45:53.349	1. Emile BREITTMAYER P+2L														
80 Chevron B21 1972								1								1	5:15.261	2:53.798	1:28.822	52.641	174.8	5:15.261
1. Daniel ROUSTAN P-2L								2								1	2:34.571	42.591	1:13.092	38.888	204.5	7:49.832
1	1	3:08.762	59.845	1:23.020	45.897	132.3	3:08.762	3	1	2:34.014	41.859	1:11.516	40.639	205.3	10:23.846							
2	1	2:46.254	46.582	1:16.650	43.022	198.1	5:55.016	4	1	2:41.006	44.861	1:12.188	43.957	189.3	13:04.852							
3	1	2:44.281	47.179	1:15.023	42.079	209.9	8:39.297	5	1	7:22.472 B	4:00.278	2:11.725	1:10.469	73.9	20:27.324							
4	1	2:42.690	46.380	1:14.284	42.026	202.5	11:21.987	6	1	2:33.910	41.651	1:12.732	39.527	218.0	23:01.234							
5	1	5:16.477 B	3:06.913	1:17.737	51.827	174.8	16:38.464	7	1	2:40.872	43.679	1:15.015	42.178	209.5	25:42.106							
6	1	4:24.919	1:35.890	2:04.643	44.386	70.0	21:03.383															
7	1	2:45.081	46.541	1:15.519	43.021	194.7	23:48.464															
8	1	2:47.258	47.292	1:15.467	44.499	205.3	26:35.722															
9	1	2:48.704	47.412	1:19.336	41.956	213.4	29:24.426															
10	1	2:48.674	53.500	1:13.901	41.273	206.1	32:13.100															
11	1	2:42.999	47.489	1:14.189	41.321	196.6	34:56.099															
12	1	2:54.638	48.822	1:20.181	45.635	175.7	37:50.737															
13	1	5:46.272 B	3:32.688	1:30.742	42.842	136.7	43:37.009															



CLASSIC ENDURANCE RACING 1 SPA CLASSIC QUALIFYING

Sector Analysis

Lap under Red Flag Invalidated Lap Personal Best Session Best Crossing the pit lane

Lap	D	Time	Sector 1	Sector 2	Sector 3	T. Spd	Elapsed
8	1	2:30.076	41.388	1:10.110	38.578	215.2	28:12.182
9	1	2:30.314	41.206	1:10.155	38.953	214.8	30:42.496
10	1	2:30.298	40.906	1:10.369	39.023	205.3	33:12.794
11	1	2:30.732	40.880	1:10.643	39.209	225.7	35:43.526
12	1	3:42.414	42.086	1:25.277	1:35.051	190.0	39:25.940

131 Ford GT40 1966 1. Jules DONCIEUX GT1							
1	1	3:45.528	1:29.837	1:28.345	47.346	123.3	3:45.528
2	1	2:54.268	49.098	1:20.452	44.718	186.2	6:39.796
3	1	2:54.858	47.334	1:21.364	46.160	182.9	9:34.654
4	1	3:11.465	47.675	1:29.606	54.184	198.1	12:46.119
5	1	2:55.448	47.476	1:22.414	45.558	195.1	15:41.567
6	1	5:57.745 B	3:35.386	1:36.994	45.365	91.9	21:39.312
7	1	2:51.158	46.717	1:20.255	44.186	185.6	24:30.470
8	1	2:49.419	46.774	1:18.932	43.713	187.3	27:19.889
9	1	2:50.471	46.512	1:19.711	44.248	186.6	30:10.360
10	1	2:50.104	46.510	1:19.609	43.985	187.6	33:00.464
11	1	2:49.581	45.951	1:19.878	43.752	187.3	35:50.045
12	1	3:39.394	46.285	1:25.152	1:27.957	186.6	39:29.439

133 Ford GT40 1965 1. Nikolaus DITTING GT1							
1	1	3:53.771	1:30.142	1:34.416	49.213	118.1	3:53.771
2	1	3:08.898	52.788	1:28.527	47.583	154.7	7:02.669
3	1	2:50.714	47.188	1:19.450	44.076	197.8	9:53.383
4	1	2:49.042	46.119	1:18.653	44.270	190.7	12:42.425
5	1	2:48.690	46.330	1:18.778	43.582	192.2	15:31.115
6	1	4:40.814	1:02.851	2:12.540	1:25.423	75.5	20:11.929
7	1	3:10.757 B	47.521	1:22.389	1:00.847	173.9	23:22.686
8	1	7:49.848	5:42.588	1:22.547	44.713	194.4	31:12.534
9	1	2:48.075	46.090	1:18.387	43.598	194.0	34:00.609
10	1	2:49.112	45.662	1:19.567	43.883	198.5	36:49.721
11	1	4:19.472	47.323	2:00.526	1:31.623	140.4	41:09.193
12	1	3:34.009	1:28.461	1:20.992	44.556	166.8	44:43.202
13	1	2:47.223	45.873	1:18.228	43.122	192.9	47:30.425

160 Lola T70 Mk.3B GT 1969 1. Jean-François BESSON 2. Guillaume GAGNARD P+2L							
1	1	4:32.593	2:22.870	1:23.393	46.330	129.9	4:32.593
2	1	2:47.907	47.675	1:17.622	42.610	176.3	7:20.500
3	1	2:49.535	46.683	1:20.544	42.308	141.2	10:10.035
4	1	2:41.741	44.381	1:15.422	41.938	197.8	12:51.776
5	1	2:56.943 B	44.223	1:16.501	56.219	206.5	15:48.719
6	1	6:10.136	4:06.695	1:21.822	41.619	67.1	21:58.855
7	1	2:40.839	44.652	1:14.477	41.710	192.2	24:39.694
8	1	2:40.800	44.795	1:15.094	40.911	188.3	27:20.494
9	1	2:39.017	44.101	1:14.123	40.793	203.7	29:59.511
10	1	2:40.114	43.834	1:13.911	42.369	199.3	32:39.625
11	1	2:46.588	44.991	1:17.584	44.013	169.8	35:26.213
12	2	7:36.665 B	4:19.381	2:28.826	48.458	67.9	43:02.878
13	2	2:40.223	44.433	1:15.061	40.729	213.9	45:43.101

170 Lola T70 Mk.3 1969 1. Bruno PEREIRA 2. Charlie HYETT P+2L							
1	1	4:04.901	1:59.878	1:22.015	43.008	165.4	4:04.901
2	1	2:43.708	45.008	1:18.150	40.550	183.2	6:48.609
3	1	2:41.598	43.001	1:16.887	41.710	203.3	9:30.207
4	1	2:41.513	44.361	1:16.023	41.129	193.6	12:11.720
5	1	2:37.539	43.455	1:13.759	40.325	204.5	14:49.259
6	1	3:57.114	43.052	1:46.486	1:27.576	200.9	18:46.373
7	2	9:51.911 B	7:59.980	1:12.782	39.149	188.6	28:38.284
8	2	2:32.210	42.040	1:11.603	38.567	191.1	31:10.494

173 Porsche 911 Carrera RSR 3.0 IROC 1973 1. Reto TOSCAN GT1							
1	1	4:27.771	2:09.172	1:29.309	49.290	137.6	4:27.771
2	1	3:17.244	1:02.800	1:25.324	49.120	177.5	7:45.015
3	1	3:11.527	53.073	1:30.024	48.430	171.5	10:56.542
4	1	3:07.981	53.012	1:26.522	48.447	162.8	14:04.523
5	1	7:16.540 B	4:22.886	2:01.146	52.508	74.2	21:21.063
6	1	3:08.194	53.877	1:25.079	49.238	165.4	24:29.257
7	1	3:09.006	53.299	1:27.301	48.406	177.8	27:38.263
8	1	3:10.181	53.297	1:27.872	49.012	186.9	30:48.444