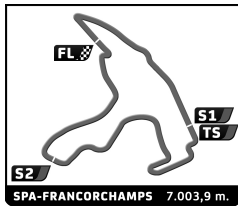


CLASSIC ENDURANCE RACING 1 SPA CLASSIC PRIVATE PRACTICE

Sector Analysis

Lap under Red Flag Invalidated Lap Personal Best Session Best Crossing the pit lane

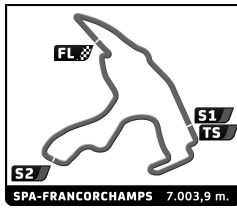
Lap	D	Time	Sector 1	Sector 2	Sector 3	T. Spd	Elapsed	Lap	D	Time	Sector 1	Sector 2	Sector 3	T. Spd	Elapsed
1 Porsche 917 K 1970 1. Claudio RODDARO P+2L															
1	1	3:21.257	1:16.036	1:23.328	41.893	154.9	3:21.257								
2	1	2:38.028	43.588	1:13.608	40.832	198.9	5:59.285								
3	1	2:37.407	42.362	1:13.756	41.289	198.1	8:36.692								
4	1	2:37.225	42.699	1:13.548	40.978	196.6	11:13.917								
5	1	5:37.912 B	3:43.823	1:13.373	40.716	171.3	16:51.829								
6	1	2:35.083	42.413	1:12.825	39.845	210.8	19:26.912								
7	1	2:35.601	42.624	1:12.326	40.651	217.1	22:02.513								
8	1	2:33.876	42.267	1:11.646	39.963	215.2	24:36.389								
9	1	2:35.145	42.153	1:12.532	40.460	219.9	27:11.534								
2 Lola T210 1970 1. Frank JACOB P-2L															
1	1	5:35.345	3:27.502	1:22.861	44.982	162.8	5:35.345								
2	1	2:47.880	47.725	1:17.426	42.729	187.6	8:23.225								
3	1	2:46.799	47.228	1:16.801	42.770	193.6	11:10.024								
4	1	2:44.366	47.045	1:15.546	41.775	202.1	13:54.390								
5	1	2:56.693	46.603	1:22.553	47.537	159.0	16:51.083								
6	1	8:14.105 B	6:14.224	1:17.805	42.076	178.4	25:05.188								
7	1	2:44.481	46.455	1:16.207	41.819	190.7	27:49.669								
8	1	2:55.790	54.956	1:18.706	42.128	154.2	30:45.459								
9	1	2:44.554	46.414	1:16.706	41.434	204.5	33:30.013								
10	1	2:42.585	46.347	1:14.934	41.304	199.3	36:12.598								
11	1	2:48.895	46.038	1:14.226	48.631	202.9	39:01.493								
12	1	5:19.914 B	3:11.621	1:23.104	45.189	180.6	44:21.407								
13	1	3:12.890	46.471	1:27.709	58.710	199.7	47:34.297								
4 Porsche 908/03 1971 1. Henrique GEMPERLE P+2L 2. Marc de SIEBENTHAL															
1	2	2:43.158	44.388	1:17.113	41.657	175.1	2:43.158								
2	2	2:35.157	43.834	1:11.807	39.516	213.9	5:18.315								
3	2	2:31.727	43.362	1:09.430	38.935	227.2	7:50.042								
4	2	2:31.963	43.202	1:09.449	39.312	227.7	10:22.005								
5	2	2:43.395	43.069	1:14.780	45.546	214.8	13:05.400								
6	1	7:24.789 B	5:25.131	1:16.567	43.091	155.4	20:30.189								
7	1	2:46.161	45.266	1:19.077	41.818	193.6	23:16.350								
8	1	2:40.002	44.458	1:13.420	42.124	185.9	25:56.352								
9	1	2:39.618	44.160	1:14.445	41.013	194.0	28:35.970								
5 Chevron B19 1971 1. Olivier BREITMAYER P-2L															
1	1	3:59.442	1:49.563	1:24.380	45.499	144.2	3:59.442								
2	1	2:55.969	50.251	1:20.926	44.792	160.8	6:55.411								
3	1	2:49.269	47.488	1:17.868	43.913	189.7	9:44.680								
4	1	2:45.239	46.322	1:16.538	42.379	187.6	12:29.919								
5	1	4:36.240 B	2:35.275	1:17.247	43.718	160.0	17:06.159								
6	1	2:46.291	47.165	1:16.574	42.552	162.0	19:52.450								
7	1	2:50.442	48.116	1:20.604	41.722	166.0	22:42.892								
8	1	2:46.881	47.655	1:16.589	42.637	196.2	25:29.773								
7 Lola T70 Mk.3B Spyder 1969 1. Toni SEILER P+2L															
1	1	7:22.918	5:15.246	1:25.027	42.645	126.1	7:22.918								
2	1	2:52.391	47.123	1:20.688	44.580	156.8	10:15.309								
3	1	2:43.196	45.610	1:16.402	41.184	178.1	12:58.505								
4	1	2:42.720	43.935	1:16.204	42.581	183.6	15:41.225								
5	1	2:42.488	43.491	1:17.463	41.534	202.5	18:23.713								
6	1	2:50.331	44.012	1:17.741	48.578	195.1	21:14.044								
7	1	3:04.987	56.653	1:17.096	51.238	198.5	24:19.031								
8	1	7:22.088 B	5:09.176	1:27.273	45.639	158.8	31:41.119								
9	1	2:39.471	43.313	1:15.343	40.815	206.1	34:20.590								
10	1	2:42.007	43.063	1:16.201	42.743	217.5	37:02.597								
10 Porsche 911 Carrera RSR 3.0 1974 1. Juergen WESTPHAL GT1 2. Stefan MÜCKE															
1	2	3:52.583	1:24.916	1:35.723	51.944	125.1	3:52.583								
2	2	3:17.654	57.989	1:30.058	49.607	155.6	7:10.237								
3	2	3:11.667	55.046	1:28.427	48.194	177.5	10:21.904								
4	2	3:08.581	55.067	1:24.935	48.579	175.4	13:30.485								
5	2	3:10.827	55.005	1:27.680	48.142	178.1	16:41.312								
6	2	3:06.563	53.195	1:24.643	48.725	183.6	19:47.875								
7	2	3:09.838	54.947	1:27.005	47.886	182.2	22:57.713								
8	2	3:11.038	55.418	1:27.189	48.431	184.5	26:08.751								
9	2	6:05.798 B	3:56.014	1:23.928	45.856	166.0	32:14.549								
10	2	2:54.763	50.361	1:18.869	45.533	195.5	35:09.312								
11	2	2:51.027	49.182	1:17.150	44.695	182.9	38:00.339								
12	2	2:49.593	48.846	1:17.193	43.554	190.0	40:49.932								
13	2	2:54.792	51.267	1:17.672	45.853	192.2	43:44.724								
14	2	2:50.225	49.660	1:16.721	43.844	200.1	46:34.949								
12 Chevron B16 1970 1. Thomas DOZIN P-2L															
1	1	3:42.985	1:15.852	1:37.033	50.100	144.8	3:42.985								
2	1	3:03.879	52.136	1:25.108	46.635	184.2	6:46.864								
3	1	2:59.133	50.493	1:21.395	47.245	173.6	9:45.997								
4	1	3:08.193	54.917	1:24.121	49.155	177.5	12:54.190								
5	1	2:32.512 B	7:23.991	1:23.522	45.999	181.9	22:27.702								
6	1	2:56.016	50.624	1:20.122	45.270	200.9	25:23.718								
7	1	2:51.451	49.689	1:17.494	44.268	178.4	28:15.169								
8	1	2:49.051	48.742	1:16.945	43.364	192.5	31:04.220								
9	1	2:54.851	49.042	1:21.542	44.267	188.6	33:59.071								
10	1	2:59.860	49.110	1:26.271	44.479	182.2	36:58.931								
11	1	2:59.450	48.269	1:27.244	43.937	209.9	39:58.381								
12	1	2:52.941	47.676	1:20.814	44.451	178.7	42:51.322								
13	1	2:51.382	48.952	1:16.022	46.408	192.9	45:42.704								
13 Chevron B8 1969 1. Christophe VAN RIET P-2L 2. Guy FAWE															
1	2	4:06.806	1:44.922	1:33.193	48.691	115.0	4:06.806								
2	2	3:10.344	53.788	1:27.697	48.859	160.8	7:17.150								
3	2	3:08.629	53.088	1:27.204	48.337	142.2	10:25.779								
4	2	3:07.646	53.529	1:25.257	48.860	157.8	13:33.425								



CLASSIC ENDURANCE RACING 1 SPA CLASSIC PRIVATE PRACTICE

Sector Analysis

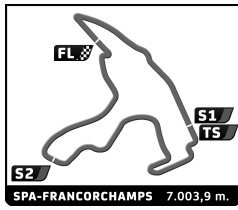
Lap under Red Flag												Invalidated Lap	Personal Best	Session Best	B Crossing the pit lane
Lap	D	Time	Sector 1	Sector 2	Sector 3	T. Spd	Elapsed	Lap	D	Time	Sector 1	Sector 2	Sector 3	T. Spd	Elapsed
16 Lola T212 1971 1. Serge KRICKOFF P-2L															
1	1	5:37.893	1:13.559	1:33.084	51.250	116.7	5:37.893								
2	1	2:49.919	50.543	1:17.495	41.881	181.6	8:27.812								
3	1	6:05.176 B	4:03.504	1:19.692	41.980	151.2	14:32.988								
4	1	2:40.310	45.779	1:13.295	41.236	214.3	17:13.298								
5	1	2:41.731	45.387	1:14.614	41.730	193.3	19:55.029								
6	1	2:40.716	45.699	1:13.889	41.128	195.5	22:35.745								
7	1	6:48.637 B	4:47.285	1:17.256	44.096	166.2	29:24.382								
8	1	2:44.309	45.233	1:17.578	41.498	218.9	32:08.691								
9	1	2:42.611	44.663	1:16.700	41.248	218.0	34:51.302								
10	1	2:41.724	46.046	1:15.079	40.599	203.7	37:33.026								
11	1	2:42.152	45.248	1:13.831	43.073	189.0	40:15.178								
12	1	2:37.115	44.701	1:11.259	41.155	223.2	42:52.293								
13	1	2:57.275	46.192	1:16.480	54.603	219.9	45:49.568								
18 Ford GT40 1965 1. Kyle TILLEY GT1 2. Phil KEEN															
1	1	2:48.951	39.199	1:22.954	46.798	176.0	2:48.951								
2	1	4:15.526 B	2:10.373	1:21.110	44.043	182.6	7:04.477								
3	1	2:47.529	45.563	1:17.568	44.398	191.8	9:52.006								
4	1	2:49.201	46.832	1:19.573	42.796	190.4	12:41.207								
5	1	2:43.107	45.013	1:16.275	41.819	205.7	15:24.314								
6	1	3:04.687	45.486	1:30.875	48.326	191.8	18:29.001								
7	1	5:44.193 B	3:43.516	1:18.048	42.629	167.3	24:13.194								
8	1	2:42.385	44.291	1:15.574	42.520	202.9	26:55.579								
9	1	2:42.441	44.327	1:16.718	41.396	202.9	29:38.020								
10	1	2:43.398	44.095	1:16.976	42.327	201.7	32:21.418								
11	1	2:43.573	44.357	1:17.565	41.651	189.3	35:04.991								
12	1	2:42.856	44.063	1:15.882	42.911	206.5	37:47.847								
13	1	5:07.640 B	2:54.891	1:22.565	50.184	155.4	42:55.487								
20 Porsche 911 Carrera RSR 3.0 1975 1. Rémi TERRAIL GT1 2. Jürg AEBERHARD															
1	1	3:51.723	1:42.979	1:23.386	45.358	147.3	3:51.723								
2	1	2:51.678	50.839	1:17.982	42.857	169.0	6:43.401								
3	1	2:44.534	47.878	1:14.582	42.074	212.1	9:27.935								
4	1	2:48.763	47.511	1:17.173	44.079	212.1	12:16.698								
5	1	8:36.308 B	6:20.587	1:24.685	51.036	171.3	20:53.006								
6	1	3:04.604	54.525	1:22.502	47.577	176.3	23:57.610								
7	1	2:59.747	51.014	1:21.570	47.163	178.1	26:57.357								
8	1	2:55.903	49.521	1:20.843	45.539	196.2	29:53.260								
9	1	2:58.688	49.968	1:22.610	46.110	192.9	32:51.948								
10	1	2:54.753	49.527	1:19.498	45.728	192.5	35:46.701								
11	1	2:54.616	49.537	1:19.574	45.505	199.3	38:41.317								
12	1	2:54.238	49.761	1:19.092	45.385	198.9	41:35.555								
21 De Tomaso Pantera Gr. IV 1975 1. Detlef VON DER LIECK GT1 2. Ralf KELLEHERS															
1	2	3:37.731	1:28.165	1:25.090	44.476	146.3	3:37.731								
2	2	2:45.625	46.383	1:16.986	42.256	194.0	6:23.356								
3	2	2:43.507	45.487	1:16.003	42.017	190.0	9:06.863								
4	1	7:32.769 B	5:20.111	1:26.468	46.190	132.8	16:39.632								
5	1	2:55.482	48.713	1:21.098	45.671	163.3	19:35.114								
6	1	2:56.703	49.559	1:22.092	45.052	173.6	22:31.817								
7	1	2:52.883	47.802	1:20.316	44.765	177.5	25:24.700								
8	1	2:54.790	49.771	1:20.246	44.773	164.4	28:19.490								
9	1	2:54.185	47.816	1:21.651	44.718	180.0	31:13.675								
10	1	2:54.111	48.329	1:20.635	45.147	194.0	34:07.786								
11	1	2:53.581	47.986	1:20.850	44.745	184.2	37:01.367								
12	1	5:39.946 B	3:26.874	1:27.885	45.187	177.5	42:41.313								
13	1	2:58.353	50.448	1:21.268	46.637	183.9	45:39.666								
22 Porsche 908 LH 1969 1. Michel SPEYER P+2L															
1	1	4:04.161	1:50.419	1:29.737	44.005	102.3	4:04.161								
2	1	2:55.107	48.431	1:21.194	45.482	174.8	6:59.268								
3	1	2:50.281	46.663	1:20.497	43.121	181.3	9:49.549								
4	1	3:01.825	48.543	1:27.742	45.540	188.3	12:51.374								
5	1	4:50.667 B	2:48.572	1:19.163	42.932	201.7	17:42.041								
6	1	2:54.014	47.364	1:18.857	47.793	187.3	20:36.055								
7	1	5:27.271 B	3:17.622	1:23.461	46.188	173.3	26:03.326								
8	1	2:51.861	47.869	1:19.327	44.665	186.2	28:55.187								
24 Chevron B16 1971 1. François BOURDIN P-2L 2. Hubert BOURDIN															
1	1	3:18.133	1:03.857	1:27.172	47.104	147.5	3:18.133								
2	1	2:58.511	51.657	1:19.690	47.164	162.5	6:16.644								



CLASSIC ENDURANCE RACING 1 SPA CLASSIC PRIVATE PRACTICE

Sector Analysis


Lap under Red Flag												Invalidated Lap		Personal Best		Session Best		B Crossing the pit lane	
Lap	D	Time	Sector 1	Sector 2	Sector 3	T. Spd	Elapsed	Lap	D	Time	Sector 1	Sector 2	Sector 3	T. Spd	Elapsed				
27 Chevron B16 1970 1. John SHELDON P-2L																			
1	1	3:03.224	49.120	1:26.352	47.752	143.8	3:03.224												
2	1	2:56.026	50.846	1:19.524	45.656	178.7	5:59.250												
3	1	2:53.431	49.017	1:19.456	44.958	192.9	8:52.681												
4	1	2:52.681	48.453	1:18.546	45.682	200.9	11:45.362												
5	1	5:20.866 B	3:16.208	1:19.868	44.790	176.6	17:06.228												
6	1	2:50.089	48.102	1:18.591	43.396	179.7	19:56.317												
7	1	2:49.190	47.757	1:18.321	43.112	200.5	22:45.507												
8	1	2:47.166	47.626	1:16.384	43.156	201.7	25:32.673												
9	1	2:47.776	47.500	1:16.486	43.790	205.3	28:20.449												
10	1	3:00.654	47.330	1:23.760	49.564	195.9	31:21.103												
11	1	6:38.442 B	4:34.913	1:19.113	44.416	182.6	37:59.545												
30 Ford GT40 1965 1. Marcus VON OEYNSHAUSI GT1 2. Christophe VON OEYNSHA																			
1	2	3:30.822	1:06.892	1:35.402	48.528	127.0	3:30.822												
2	2	3:16.212	58.661	1:27.806	49.745	161.5	6:47.034												
3	2	3:05.659	53.550	1:25.140	46.969	160.0	9:52.693												
4	2	3:01.866	48.004	1:23.646	50.216	188.3	12:54.559												
5	2	7:28.476 B	5:11.393	1:24.344	52.739	169.8	20:23.035												
6	2	2:53.295	48.832	1:20.673	43.790	180.0	23:16.330												
7	2	2:54.305	47.972	1:20.901	45.432	187.6	26:10.635												
8	2	2:54.658	48.235	1:20.420	46.003	182.2	29:05.293												
9	2	2:57.075	47.198	1:24.089	45.788	180.6	32:02.368												
10	1	5:27.741 B	3:14.917	1:26.024	46.800	167.3	37:30.109												
11	1	2:52.742	47.933	1:21.126	43.683	178.1	40:22.851												
12	1	2:48.770	46.579	1:18.378	43.813	194.7	43:11.621												
13	1	2:50.635	46.110	1:20.002	44.523	206.5	46:02.256												
33 Lola T70 Mk.3 1967 1. Rory JACK P+2L																			
1	1	3:43.237	1:29.790	1:27.309	46.138	157.3	3:43.237												
2	1	2:46.737	44.222	1:20.856	41.659	181.0	6:29.974												
3	1	2:40.742	43.522	1:16.371	40.849	213.9	9:10.716												
4	1	2:43.905	44.657	1:17.914	41.334	177.2	11:54.621												
5	1	2:44.620	43.399	1:16.124	45.097	182.6	14:39.241												
6	1	7:08.104 B	5:08.008	1:17.764	42.332	189.7	21:47.345												
7	1	2:40.584	44.390	1:15.778	40.416	200.9	24:27.929												
35 Lola T70 Mk.3B GT 1969 1. Armand MILLE P+2L																			
1	1	3:34.072	1:27.635	1:25.059	41.378	153.5	3:34.072												
2	1	2:42.737	48.188	1:13.097	41.452	190.4	6:16.809												
3	1	2:36.792	43.820	1:13.310	39.662	200.9	8:53.601												
4	1	2:37.796	45.082	1:13.403	39.311	198.5	11:31.397												
5	1	2:35.494	43.442	1:13.037	39.015	208.7	14:06.891												
6	1	7:06.836 B	5:13.054	1:12.633	41.149	185.6	21:13.727												
7	1	2:32.804	41.916	1:11.851	39.037	207.0	23:46.531												
8	1	2:30.696	42.053	1:10.345	38.298	207.0	26:17.227												
9	1	9:19.482 B	7:19.817	1:17.566	42.099	177.5	35:36.709												
10	1	2:42.005	44.729	1:15.371	41.905	197.8	38:18.714												
36 Porsche 910 1967 1. Jürgen RUDOLPH P-2L																			
1	1	3:21.227	1:05.721	1:28.484	47.022	139.1	3:21.227												
2	1	2:54.483	50.997	1:18.979	44.507	176.3	6:15.710												
3	1	2:49.820	47.942	1:18.055	43.823	198.1	9:05.530												
4	1	2:47.756	47.867	1:17.176	42.713	193.6	11:53.286												
5	1	2:47.238	47.251	1:16.839	43.148	198.5	14:40.524												
6	1	2:47.895	47.846	1:16.625	43.424	204.9	17:28.419												
7	1	7:52.140 B	5:33.794	1:32.821	45.525	124.8	25:20.559												
8	1	5:31.735 B	3:30.132	1:17.441	44.162	175.1	30:52.294												
9	1	2:49.970	48.010	1:18.471	43.489	211.7	33:42.264												
10	1	2:48.486	47.258	1:17.444	43.784	206.5	36:30.750												
11	1	2:46.414	47.692	1:15.696	43.026	210.4	39:17.164												
12	1	2:49.139	47.873	1:16.724	44.542	212.1	42:06.303												
13	1	2:47.458	48.089	1:15.928	43.441	210.8	44:53.761												
14	1	2:53.581	47.506	1:17.025	49.050	195.1	47:47.342												
37 Lola T70 Mk.3 1967 1. Romain BELLETESTE P+2L																			
1	1	5:50.901	3:45.409	1:21.821	43.671	169.3	5:50.901												
2	1	2:46.793	45.782	1:17.801	43.210	190.0	8:37.694												
3	1	2:42.042	44.612	1:16.084	41.346	196.2	11:19.736												
4	1	8:39.363 B	6:36.583	1:19.498	43.282	180.3	19:59.099												
42 Lola T70 Mk.3B Spyder 1969 1. David HART P+2L 2. Olivier HART																			
1	2	2:41.640	48.180	1:13.951	39.509	172.4	2:41.640												
2	2	2:29.179	41.688	1:09.026	38.465	244.6	5:10.819												
3	2	2:27.813	40.991	1:09.057	37.765	237.8	7:38.632												
4	2	2:33.586	41.974	1:10.528	41.084	226.2	10:12.218												
5	2	2:39.083	41.025	1:13.308	44.750	243.4	12:51.301												



CLASSIC ENDURANCE RACING 1 SPA CLASSIC PRIVATE PRACTICE

Sector Analysis

Lap under Red Flag							Invalidated Lap		Personal Best		Session Best		B Crossing the pit lane		
Lap	D	Time	Sector 1	Sector 2	Sector 3	T. Spd	Elapsed	Lap	D	Time	Sector 1	Sector 2	Sector 3	T. Spd	Elapsed
44 Chevron B19 1971 1. Roderick JACK P-2L															
1	1	3:58.424	1:48.090	1:25.068	45.266	149.0	3:58.424								
2	1	2:52.870	50.040	1:18.971	43.859	190.4	6:51.294								
3	1	2:51.262	49.171	1:18.888	43.203	190.7	9:42.556								
4	1	2:46.834	47.230	1:17.020	42.584	202.9	12:29.390								
5	1	2:49.952	48.162	1:17.559	44.231	196.6	15:19.342								
6	1	6:45.818 B	4:42.734	1:18.226	44.858	187.3	22:05.160								
7	1	2:48.993	48.343	1:16.734	43.916	213.0	24:54.153								
8	1	2:49.402	47.502	1:18.227	43.673	190.0	27:43.555								
9	1	2:45.644	47.322	1:15.720	42.602	201.3	30:29.199								
10	1	3:09.395	45.991	1:36.536	46.868	196.6	33:38.594								
11	1	2:45.528	46.973	1:15.484	43.071	202.5	36:24.122								
12	1	2:44.303	46.320	1:15.554	42.429	213.0	39:08.425								
13	1	3:09.512	50.882	1:24.958	53.672	153.3	42:17.937								
45 Chevron B19 1971 1. Gianluigi CANDIANI 2. Frédéric ROUVIER P-2L															
1	1	3:05.033	56.517	1:22.837	45.679	148.8	3:05.033								
2	1	2:49.362	48.757	1:17.542	43.063	214.3	5:54.395								
3	1	2:48.026	47.867	1:15.976	44.183	181.9	8:42.421								
4	1	2:46.202	46.945	1:15.750	43.507	214.3	11:28.623								
5	1	2:50.338	50.211	1:16.660	43.467	214.8	14:18.961								
6	1	5:34.929 B	3:38.617	1:14.549	41.763	178.4	19:53.890								
7	1	2:43.811	47.182	1:14.082	42.547	179.1	22:37.701								
8	1	2:39.867	45.579	1:12.825	41.463	218.0	25:17.568								
9	1	2:38.123	45.347	1:11.852	40.924	209.1	27:55.691								
10	1	7:30.235 B	5:27.140	1:19.231	43.864	194.7	35:25.926								
11	1	2:47.062	47.593	1:16.667	42.802	193.3	38:12.988								
12	1	2:49.673	48.435	1:16.829	44.409	210.4	41:02.661								
13	1	2:46.655	48.291	1:15.712	42.652	212.6	43:49.316								
14	1	2:45.430	47.232	1:14.784	42.314	214.3	46:34.746								
47 Porsche 911 Carrera RSR 3.0 IROC 1975 1. Georges CABANNE 2. Charly BOURACHOT GT1															
1	1	3:45.827	1:13.549	1:38.595	53.683	125.9	3:45.827								
2	1	3:16.165	57.906	1:28.588	49.671	153.7	7:01.992								
3	1	3:07.044	54.598	1:24.413	48.033	172.4	10:09.036								
4	1	3:05.902	53.987	1:24.525	47.390	161.0	13:14.938								
5	1	3:03.318	53.331	1:22.901	47.086	177.8	16:18.256								
6	1	3:00.220	51.505	1:22.271	46.444	187.6	19:18.476								
7	1	3:00.256	52.085	1:21.983	46.188	195.9	22:18.732								
8	1	3:00.103	51.416	1:21.256	47.431	200.1	25:18.835								
49 Lola T212 1971 1. Bradley BURNS P-2L															
1	1	2:53.157	46.850	1:23.288	43.019	156.1	2:53.157								
2	1	4:06.799 B	2:03.288	1:19.278	44.233	178.1	6:59.956								
3	1	2:43.851	46.739	1:15.934	41.178	185.2	9:43.807								
4	1	2:39.423	45.354	1:13.399	40.670	206.1	12:23.230								
5	1	2:38.329	44.814	1:13.302	40.213	207.4	15:01.559								
6	1	6:27.812 B	4:30.923	1:15.004	41.885	182.2	21:29.371								
7	1	2:39.265	44.516	1:14.628	40.221	177.8	24:08.736								
8	1	2:36.470	44.233	1:12.099	40.138	209.9	26:45.206								
9	1	2:36.558	43.938	1:12.931	39.689	216.6	29:21.764								
10	1	2:42.747	43.913	1:18.535	40.299	203.7	32:04.511								
11	1	2:42.932	45.958	1:16.256	40.718	184.9	34:47.443								
12	1	2:36.272	44.104	1:12.342	39.826	223.7	37:23.715								
13	1	2:35.533	43.578	1:12.349	39.606	219.9	39:59.248								
14	1	2:42.130	44.783	1:16.594	40.753	198.9	42:41.378								
15	1	2:34.940	44.736	1:10.870	39.334	225.7	45:16.318								
50 Lola T70 Mk.3B GT 1970 1. Stephan JOEBSTL 2. Thomas MUTSCH P+2L															
1	2	11:22.629 B	9:09.005	1:19.748	53.876	164.6	11:22.629								
2	2	5:37.708	3:42.174	1:15.223	40.311	181.3	17:00.337								
3	2	2:38.510	44.115	1:14.307	40.088	178.1	19:38.847								
4	2	2:37.560	44.396	1:12.157	41.007	224.7	22:16.407								
5	2	2:33.577	42.686	1:11.687	39.204	222.3	24:49.984								
6	2	2:53.330 B	44.165	1:14.624	54.541	194.4	27:43.314								
7	1	7:05.470	5:05.736	1:17.159	42.575	162.3	34:48.784								
8	1	2:42.841	46.673	1:14.925	41.243	183.9	37:31.625								
9	1	2:46.272	45.914	1:16.338	44.020	179.7	40:17.897								
10	1	2:40.018	44.475	1:13.991	41.552	190.4	42:57.915								
11	1	2:42.448	44.724	1:14.371	43.353	189.3	45:40.363								
51 Porsche 911 Carrera RSR 3.0 1974 1. Frédéric DI EGIDIO GT1															
1	1	3:43.384	1:28.572	1:25.845	48.967	150.6	3:43.384								
2	1	2:57.963	51.547	1:20.293	46.123	189.0	6:41.347								
3	1	2:54.081	50.674	1:18.441	44.966	205.3	9:35.428								
4	1	2:56.575	51.890	1:19.838	44.847	194.4	12:32.003								
5	1	2:54.709	50.992	1:19.162	44.555	200.9	15:26.712								
54 Chevron B16 1970 1. David BRISE 2. Alan PURBRICK P-2L															
1	1	3:27.648	1:19.108	1:23.974	44.566	144.4	3:27.648								
2	1	2:48.908	49.312	1:14.928	44.668	181.9	6:16.556								
3	1	2:47.408	47.532	1:16.024	43.852	188.3	9:03.964								
4	1	2:46.059	46.534	1:17.644	41.881	188.6	11:50.023								
5	1	2:47.827	46.282	1:15.461	46.084	189.7	14:37.850								

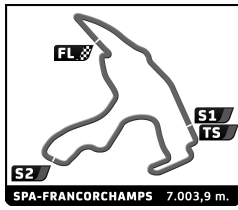


CLASSIC ENDURANCE RACING 1 SPA CLASSIC PRIVATE PRACTICE

Sector Analysis

Lap under Red Flag Invalidated Lap Personal Best Session Best Crossing the pit lane

Lap	D	Time	Sector 1	Sector 2	Sector 3	T. Spd	Elapsed	Lap	D	Time	Sector 1	Sector 2	Sector 3	T. Spd	Elapsed		
6	2	5:51.826	B	3:28.521	1:29.961	53.344	146.1	20:29.676	14	1	2:40.513	47.815	1:12.362	40.336	214.3	45:23.798	
7	2	3:08.521		53.186	1:25.736	49.599	171.0	23:38.197	66 Ford GT40 1965 1. Jean-François DECAUX GT1								
8	2	3:10.673		53.743	1:26.907	50.023	152.4	26:48.870	1	1	3:46.991	1:23.660	1:32.015	51.316	134.0	3:46.991	
9	2	11:04.254	B	8:47.183	1:26.683	50.388	167.1	37:53.124	2	1	3:01.881	51.472	1:23.877	46.532	182.9	6:48.872	
57 Lola T70 Mk.3 1968 1. Christophe GADAIS P+2L								3	1	3:00.335	49.954	1:23.428	46.953	168.4	9:49.207		
1	1	20:20.265		...	1:23.249	54.857	138.5	20:20.265	4	1	2:58.495	49.594	1:22.942	45.959	169.3	12:47.702	
2	1	2:48.788	46.786	1:18.307	43.695	173.9	23:09.053	5	1	2:55.463	48.550	1:20.726	46.187	183.2	15:43.165		
3	1	2:48.450	45.902	1:18.729	43.819	174.2	25:57.503	6	1	2:54.285	48.257	1:20.085	45.943	183.9	18:37.450		
4	1	2:47.204	45.663	1:18.350	43.191	174.8	28:44.707	7	1	2:55.756	48.230	1:20.394	47.132	176.6	21:33.206		
5	1	3:59.910	45.288	1:57.309	1:17.313	173.9	32:44.617	8	1	2:52.046	47.780	1:19.636	44.630	179.1	24:25.252		
61 Lola T70 Mk.3B Spyder 1970 1. Jim NORMAN P+2L 2. Nick PADMORE								9	1	2:53.843	48.374	1:20.196	45.273	185.6	27:19.095		
1	1	3:13.461	1:03.201	1:25.779	44.481	143.8	3:13.461	10	1	2:58.720	47.788	1:24.625	46.307	152.4	30:17.815		
2	1	2:45.475	45.884	1:16.788	42.803	171.0	5:58.936	11	1	2:51.379	46.955	1:20.066	44.358	184.5	33:09.194		
3	1	2:45.158	46.104	1:17.981	41.073	202.1	8:44.094	12	1	2:52.890	46.952	1:21.863	44.075	164.1	36:02.084		
4	1	2:41.148	44.232	1:15.260	41.656	198.9	11:25.242	13	1	2:52.845	47.766	1:20.397	44.682	189.0	38:54.929		
5	2	8:50.442	B	6:36.259	1:15.946	58.237	159.7	20:15.684	14	1	2:53.869	47.786	1:20.539	45.544	176.9	41:48.798	
62 Lola T70 Mk.3B GT 1969 1. JUNIOR P+2L 2. GUY								15	1	2:54.558	47.313	1:20.789	46.456	182.9	44:43.356		
1	1	3:02.997	55.210	1:21.652	46.135	135.1	3:02.997	16	1	3:09.879	59.718	1:23.932	46.229	148.0	47:53.235		
2	1	2:49.405	48.209	1:17.846	43.350	158.5	5:52.402	68 Porsche 911 Carrera RSR 3.0 1974 1. Serge LIBENS GT1 2. Jean-André COLLARD									
3	1	2:47.908	47.024	1:17.771	43.113	161.3	8:40.310	1	2	20:19.675	...	1:22.523	56.586	169.0	20:19.675		
4	1	2:46.501	46.285	1:17.715	42.501	164.4	11:26.811	2	2	2:55.574	51.327	1:19.063	45.184	196.6	23:15.249		
5	1	2:45.199	46.016	1:16.796	42.387	183.2	14:12.010	3	2	2:56.923	51.223	1:20.120	45.580	195.1	26:12.172		
6	1	5:30.785	B	3:29.961	1:17.886	42.938	160.8	19:42.795	4	2	2:55.029	50.907	1:18.738	45.384	204.1	29:07.201	
7	1	2:44.648	46.010	1:16.035	42.603	169.0	22:27.443	5	2	3:04.392	50.252	1:22.023	52.117	198.9	32:11.593		
8	1	5:19.597	B	3:05.416	1:26.829	47.352	160.0	27:47.040	6	2	6:11.302	4:00.373	1:24.161	46.768	160.0	38:22.895	
9	1	2:54.107	50.041	1:20.375	43.691	190.4	30:41.147	7	2	2:53.958	50.349	1:18.641	44.968	200.5	41:16.853		
10	1	3:00.202	46.946	1:28.295	44.961	190.0	33:41.349	8	2	3:03.900	50.632	1:19.543	53.725	197.0	44:20.753		
11	1	2:48.690	46.814	1:18.266	43.610	186.2	36:30.039	70 Lola T70 Mk.3B GT 1969 1. Jan MAGNUSSEN P+2L 2. Chris WARD									
12	1	5:21.845	B	3:18.073	1:20.819	42.953	168.2	41:51.884	1	1	2:38.599	44.180	1:14.840	39.579	174.2	2:38.599	
13	1	2:48.818	46.626	1:18.164	44.028	177.8	44:40.702	2	1	2:29.348	41.691	1:09.805	37.852	230.8	5:07.947		
14	1	2:46.851	46.598	1:16.401	43.852	191.5	47:27.553	3	1	2:28.087	41.338	1:08.720	38.029	237.8	7:36.034		
64 Lola T210 1971 1. Daniel BALFOUR P-2L								4	1	2:35.762	40.721	1:13.414	41.627	249.4	10:11.796		
1	1	2:50.418	50.168	1:18.730	41.520	171.5	2:50.418	5	1	2:39.163	43.551	1:15.429	40.183	177.5	12:50.959		
2	1	2:44.995	46.578	1:15.705	42.712	182.6	5:35.413	6	1	2:35.635	43.843	1:10.616	41.176	214.8	15:26.594		
3	1	2:41.477	46.472	1:14.123	40.882	199.7	8:16.890	7	1	6:43.275	B	4:50.110	1:10.676	42.489	200.5	22:09.869	
4	1	2:41.408	46.093	1:13.202	42.113	210.8	10:58.298	8	1	2:35.189	43.069	1:08.569	43.551	228.7	24:45.058		
5	1	2:40.083	45.624	1:13.366	41.093	214.3	13:38.381	9	1	2:27.398	40.640	1:08.071	38.687	249.4	27:12.456		
6	1	2:41.912	46.261	1:13.612	42.039	207.8	16:20.293	10	1	2:36.754	42.853	1:14.027	39.874	198.1	29:49.210		
7	1	9:50.904	B	7:52.108	1:15.167	43.629	192.2	26:11.197	11	1	5:02.191	B	3:04.662	1:18.313	39.216	184.2	34:51.401
8	1	2:42.758	46.543	1:15.302	40.913	186.2	28:53.955	12	1	2:29.941	42.629	1:09.161	38.151	213.0	37:21.342		
9	1	2:58.924	44.723	1:33.412	40.789	222.3	31:52.879	13	1	2:28.438	41.657	1:09.211	37.570	212.1	39:49.780		
10	1	2:44.253	45.059	1:18.165	41.029	216.6	34:37.132	14	1	2:35.994	41.471	1:16.359	38.164	210.4	42:25.774		
11	1	2:39.462	45.129	1:13.584	40.749	218.0	37:16.594	15	1	2:36.636	41.440	1:08.587	46.609	219.9	45:02.410		
12	1	2:41.839	47.281	1:13.844	40.714	206.5	39:58.433	71 Porsche 911 Carrera RS 3.0 1974 1. Annette ROLLNER GT1 2. Pierre-Alain THIBAUT									
13	1	2:44.852	45.776	1:17.634	41.442	178.1	42:43.285	1	2	3:28.265	1:17.310	1:25.400	45.555	158.3	3:28.265		



CLASSIC ENDURANCE RACING 1 SPA CLASSIC PRIVATE PRACTICE

Sector Analysis

Lap under Red Flag Invalidated Lap Personal Best Session Best B Crossing the pit lane

Lap	D	Time	Sector 1	Sector 2	Sector 3	T. Spd	Elapsed	Lap	D	Time	Sector 1	Sector 2	Sector 3	T. Spd	Elapsed
2	2	2:50.387	49.400	1:17.335	43.652	193.6	6:18.652	2	1	3:02.310	49.205	1:28.026	45.079	177.5	6:57.868
3	2	2:49.802	48.047	1:17.725	44.030	191.8	9:08.454	3	1	2:52.881	48.337	1:20.823	43.721	182.6	9:50.749
4	2	3:14.155	50.331	1:30.862	52.962	159.3	12:22.609	4	1	2:49.851	48.357	1:18.704	42.790	174.5	12:40.600
5	2	6:13.222 B	3:54.021	1:30.467	48.734	156.1	18:35.831	5	1	2:45.318	46.991	1:16.411	41.916	216.2	15:25.918
6	2	3:06.965	52.104	1:25.595	49.266	173.0	21:42.796	6	1	2:44.400	47.517	1:15.065	41.818	208.7	18:10.318
7	2	3:05.902	51.365	1:26.554	47.983	168.4	24:48.698	7	1	8:44.487 B	6:43.451	1:18.722	42.314	186.2	26:54.805
8	2	3:08.510	51.619	1:28.559	48.332	163.8	27:57.208	8	1	2:44.800	46.295	1:16.684	41.821	214.3	29:39.605
9	2	3:05.281	51.772	1:25.733	47.776	159.3	31:02.489	9	1	2:44.481	48.678	1:14.619	41.184	218.5	32:24.086
10	2	3:07.172	50.990	1:27.792	48.390	161.3	34:09.661	10	1	2:45.340	48.255	1:13.135	43.950	214.3	35:09.426
11	2	3:03.467	50.886	1:25.378	47.203	161.0	37:13.128	11	1	4:15.911 B	2:18.901	1:14.159	42.851	191.5	39:25.337
12	2	3:06.256	52.382	1:24.278	49.596	172.1	40:19.384	12	1	3:00.543	52.308	1:25.614	42.621	176.3	42:25.880
13	2	3:05.714	51.215	1:26.342	48.157	171.8	43:25.098	13	1	2:52.800	50.251	1:18.704	43.845	174.8	45:18.680
14	2	3:00.200	50.632	1:23.112	46.456	175.7	46:25.298								

74		Porsche 911 Carrera RSR 3.0 1974					GT1
1.Hans Christiaan LEERDAM							
1	1	3:32.744	1:16.102	1:29.841	46.801	111.7	3:32.744
2	1	3:00.022	51.636	1:23.431	44.955	171.8	6:32.766
3	1	2:57.673	49.502	1:22.694	45.477	166.8	9:30.439
4	1	2:57.267	50.055	1:22.167	45.045	163.8	12:27.706
5	1	5:56.936 B	3:48.546	1:22.382	46.008	179.4	18:24.642
6	1	2:59.324	51.823	1:21.662	45.839	164.4	21:23.966
7	1	2:55.013	49.392	1:21.144	44.477	176.0	24:18.979
8	1	2:56.289	49.879	1:21.839	44.571	164.1	27:15.268
9	1	2:54.491	49.039	1:21.478	43.974	182.6	30:09.759
10	1	2:56.270	49.150	1:22.234	44.886	181.3	33:06.029
11	1	2:54.801	49.583	1:20.546	44.672	181.3	36:00.830
12	1	2:55.923	49.035	1:21.227	45.661	174.5	38:56.753
13	1	2:53.292	48.887	1:20.833	43.572	177.8	41:50.045
14	1	2:54.855	49.047	1:21.228	44.580	162.0	44:44.900
15	1	2:59.931	52.837	1:22.329	44.765	168.7	47:44.831

77		Lola T70 Mk.3 1968					P+2L
1.Martin WACHTER							
1	1	5:52.237	3:42.167	1:22.232	47.838	162.5	5:52.237
2	1	2:59.624	49.399	1:25.420	44.805	149.7	8:51.861
3	1	2:52.125	46.973	1:20.411	44.741	171.5	11:43.986
4	1	2:53.051	46.155	1:21.424	45.472	191.8	14:37.037
5	1	2:50.375	46.220	1:20.046	44.109	171.8	17:27.412
6	1	2:58.562	45.883	1:20.077	52.602	199.7	20:25.974
7	1	2:53.004	46.931	1:21.570	44.503	173.6	23:18.978
8	1	2:51.575	46.076	1:21.053	44.446	190.7	26:10.553
9	1	2:49.440	46.446	1:20.014	42.980	192.9	28:59.993
10	1	3:03.161	45.871	1:32.097	45.193	182.6	32:03.154
11	1	2:52.487	46.679	1:22.037	43.771	193.3	34:55.641
12	1	2:48.514	44.992	1:20.097	43.425	176.9	37:44.155
13	1	2:49.856	44.986	1:18.732	46.138	194.7	40:34.011
14	1	2:50.462	45.202	1:18.959	46.301	205.7	43:24.473
15	1	2:48.626	45.427	1:18.889	44.310	188.6	46:13.099

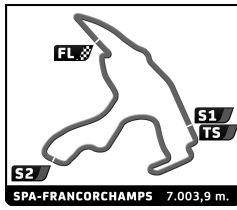
80		Chevron B21 1972					P-2L
1.Daniel ROUSTAN							
1	1	3:55.558	1:42.605	1:25.162	47.791	164.6	3:55.558

83		Lola T70 Mk.3B GT 1971					P+2L
1.Michael GANS							
1	1	7:21.516	5:15.136	1:22.766	43.614	137.4	7:21.516
2	1	2:51.689	48.028	1:20.115	43.546	162.5	10:13.205
3	1	2:43.031	46.192	1:15.797	41.042	170.1	12:56.236
4	1	2:47.749	45.396	1:16.643	45.710	176.6	15:43.985
5	1	2:39.286	43.947	1:14.740	40.599	189.7	18:23.271

85		Chevron B8 1969					P-2L
1.Robin TULUIE 2.Harry RICE							
1	1	3:46.629	1:18.217	1:35.891	52.521	154.7	3:46.629
2	1	3:16.317	53.799	1:29.917	52.601	156.8	7:02.946
3	1	4:06.664	55.328	1:27.387	1:43.949	146.9	11:09.610
4	1	7:18.161 B	5:11.633	1:22.678	43.850	166.8	18:27.771
5	1	2:52.880	49.250	1:19.129	44.501	161.5	21:20.651
6	1	2:48.047	48.410	1:17.150	42.487	168.7	24:08.698
7	1	2:45.419	47.011	1:15.936	42.472	175.7	26:54.117
8	1	2:46.494	47.579	1:16.720	42.195	186.2	29:40.611
9	1	2:55.646	48.231	1:16.245	51.170	197.8	32:36.257
10	1	7:41.932 B	5:23.082	1:29.427	49.423	143.4	40:18.189
11	1	3:06.705	52.039	1:25.500	49.166	172.4	43:24.894
12	1	3:01.088	51.344	1:23.252	46.492	170.4	46:25.982

99		Lola T70 Mk.3 1967					P+2L
1.Nick CHESTER 2.Robin WARD							
1	1	2:47.400	47.983	1:17.853	41.564	171.3	2:47.400
2	1	2:40.255	44.538	1:15.254	40.463	213.9	5:27.655
3	1	2:37.995	43.793	1:14.375	39.827	207.8	8:05.650
4	1	2:36.292	43.103	1:13.319	39.870	204.9	10:41.942
5	1	2:45.231	46.303	1:16.220	42.708	179.7	13:27.173
6	1	2:37.260	43.679	1:14.019	39.562	217.5	16:04.433
7	1	2:38.549	43.180	1:13.596	41.773	222.7	18:42.982
8	2	6:13.050 B	4:14.714	1:17.629	40.707	174.5	24:56.032
9	2	2:47.527	43.489	1:15.337	48.701	200.9	27:43.559

124		Lola T70 Mk.3B Spyder 1968					P+2L
1.Emile BREITTMAYER							
1	1	3:54.403	1:45.291	1:24.370	44.742	145.4	3:54.403
2	1	2:46.131	47.560	1:15.481	43.090	169.6	6:40.534
3	1	2:42.091	42.874	1:15.430	43.787	186.2	9:22.625



CLASSIC ENDURANCE RACING 1 SPA CLASSIC PRIVATE PRACTICE

Sector Analysis

Lap under Red Flag											Invalidated Lap	Personal Best	Session Best	B Crossing the pit lane	
Lap	D	Time	Sector 1	Sector 2	Sector 3	T. Spd	Elapsed	Lap	D	Time	Sector 1	Sector 2	Sector 3	T. Spd	Elapsed
131 Ford GT40 1966 1. Marc DONCIEUX GT1															
1	1	3:24.895	1:15.349	1:24.906	44.640	148.0	3:24.895								
2	1	2:48.926	46.497	1:18.747	43.682	186.6	6:13.821								
3	1	2:48.222	45.889	1:19.300	43.033	200.1	9:02.043								
4	1	2:59.416	45.887	1:29.296	44.233	195.1	12:01.459								
5	1	2:49.872	46.320	1:18.758	44.794	193.3	14:51.331								
6	1	2:49.708	46.372	1:19.086	44.250	193.6	17:41.039								
7	1	5:13.681 B	2:56.309	1:29.572	47.800	148.0	22:54.720								
8	1	2:57.089	48.690	1:22.388	46.011	182.9	25:51.809								
9	1	2:56.495	47.930	1:22.946	45.619	190.7	28:48.304								
10	1	3:13.773	47.638	1:40.280	45.855	204.9	32:02.077								
11	1	2:59.452	47.980	1:25.873	45.599	172.7	35:01.529								
12	1	2:54.692	48.188	1:20.755	45.749	188.3	37:56.221								
13	1	3:13.625	48.402	1:30.285	54.938	195.9	41:09.846								
14	1	3:00.239	50.178	1:21.100	48.961	197.0	44:10.085								
15	1	3:12.813	49.981	1:35.945	46.887	217.1	47:22.898								
133 Ford GT40 1965 1. Nikolaus DITTING GT1															
1	1	3:08.270	59.446	1:23.870	44.954	163.3	3:08.270								
2	1	2:49.866	46.758	1:19.504	43.604	183.2	5:58.136								
3	1	2:51.545	49.801	1:18.548	43.196	197.8	8:49.681								
4	1	2:48.254	46.360	1:18.743	43.151	198.1	11:37.935								
5	1	2:47.634	46.086	1:17.477	44.071	204.5	14:25.569								
6	1	2:50.452	46.823	1:18.585	45.044	195.9	17:16.021								
7	1	3:06.989	48.957	1:21.411	56.621	186.9	20:23.010								
8	1	10:45.877 B	8:41.881	1:20.670	43.326	182.9	31:08.887								
9	1	2:53.864	46.821	1:23.641	43.402	186.6	34:02.751								
10	1	2:54.756	48.681	1:22.339	43.736	185.9	36:57.507								
11	1	2:48.805	46.877	1:18.556	43.372	198.9	39:46.312								
12	1	3:14.325	51.562	1:30.684	52.079	150.8	43:00.637								
170 Lola T70 Mk.3 1969 1. Bruno PEREIRA P+2L 2. Charlie HYETT															
1	2	3:21.693	1:22.276	1:18.852	40.565	181.3	3:21.693								
2	2	2:37.740	44.756	1:12.529	40.455	204.5	5:59.433								
3	2	2:37.295	43.474	1:12.900	40.921	189.0	8:36.728								
4	2	2:36.959	43.496	1:12.947	40.516	201.7	11:13.687								
5	2	2:32.397	42.219	1:10.893	39.285	232.9	13:46.084								
6	1	7:08.841 B	4:47.699	1:33.273	47.869	156.8	20:54.925								
7	1	2:55.888	50.460	1:21.826	43.602	167.3	23:50.813								
8	1	2:50.157	46.766	1:19.396	43.995	177.8	26:40.970								
9	1	2:47.769	46.137	1:19.670	41.962	174.5	29:28.739								
10	1	2:56.843	44.926	1:25.897	46.020	195.9	32:25.582								
11	2	8:20.221 B	6:27.580	1:13.606	39.035	204.9	40:45.803								
12	2	2:31.868	41.757	1:10.533	39.578	225.2	43:17.671								
13	2	2:30.907	41.446	1:10.911	38.550	220.8	45:48.578								
173 Porsche 911 Carrera RSR 3.0 IROC 1973 1. Reto TOSCAN GT1															
1	1	3:52.641	1:28.493	1:32.870	51.278	134.7	3:52.641								
2	1	3:16.552	56.573	1:30.296	49.683	174.5	7:09.193								
3	1	3:16.598	54.185	1:29.812	52.601	169.6	10:25.791								
4	1	6:32.885 B	4:14.361	1:28.769	49.755	142.6	16:58.676								
5	1	3:20.499	53.809	1:27.794	58.896	163.1	20:19.175								
6	1	3:11.763	55.241	1:27.424	49.098	173.6	23:30.938								
7	1	6:07.382 B	3:52.568	1:26.058	48.756	163.6	29:38.320								
8	1	3:19.085	56.073	1:33.158	49.854	169.8	32:57.405								
9	1	6:33.783 B	4:18.035	1:26.615	49.133	147.7	39:31.188								
10	1	3:14.624	54.432	1:31.386	48.806	168.4	42:45.812								
11	1	3:09.657	54.496	1:25.833	49.328	166.2	45:55.469								
160 Lola T70 Mk.3B GT 1969 1. Jean-François BESSON P+2L 2. Guillaume GAGNARD															
1	1	3:15.478	1:00.212	1:27.576	47.690	138.3	3:15.478								
2	1	2:50.510	47.369	1:19.459	43.682	161.8	6:05.988								
3	1	3:11.226 B	49.675	1:23.768	57.783	164.6	9:17.214								
4	2	12:08.122	...	1:21.055	43.468	155.1	21:25.336								
5	2	2:48.825	45.938	1:18.796	44.091	195.9	24:14.161								
6	2	2:46.316	45.456	1:17.665	43.195	205.7	27:00.477								
7	2	2:43.702	45.582	1:16.387	41.733	218.5	29:44.179								
8	2	3:06.730 B	46.470	1:22.598	57.662	186.6	32:50.909								